



-DN-ABR-815
ISN= 98804 -

HELPING SRI LANKA TO GROW!

AgEnt is a dynamic USAID funded private sector agro-enterprise development initiative successfully assisting companies and entrepreneurs with viable business/marketing plans to expand existing operations or start-up new ventures targeted at both domestic and export markets.

Issue No. 16 from AgEnt's business,
production, processing and
marketing information center

**BRIEF INFORMATION PERTAINING TO
THE UAE (UNITED ARAB EMIRATES)
IMPORTS MARKET FOR SELECTED
FRESH AND PROCESSED FOOD
PRODUCTS; PLUS VERY BRIEF
TRADE MAGAZINE ARTICLES
COVERING SAUDI ARABIAN,
SINGAPORE AND HONGKONG
FRESH PRODUCE IMPORTS**

APRIL 1994

Prepared by:

Anthony Dagleish - AgEnt
International Marketing/
Agro-Processing Advisor

INDEX

<u>ITEM</u>	<u>PAGES</u>
1. Introduction	01
2. United Arab Emirates - Trading structures in Dubai	02 - 04
3. United Arab Emirates/Oman exporter handbook information	05 - 41
4. Dubai fruit and vegetable importers, exporters and wholesalers	42 - 53
5. Dubai food and consumables importers, exporters and wholesalers	55 - 63
6. Saudi Arabia - Fruit boom on the gulf	64 - 65
7. Saudi Arabian fresh fruits and vegetables importers	66 - 70
8. Singapore - Pasir Panjang: A clean market	71 - 73
9. Hongkong - One huge emporium	74 - 75
10. Selected 1991 vs 1992 Dubai food import statistics	76 - 112

APPENDIX - AgEnt "SINHALA" Project information brochure

INTRODUCTION

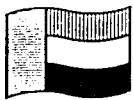
Often AgEnt receives enquires from existing and potential clients asking for specific UAE (United Arab Emirates) imports data for selected fresh and processed food products and importers names/addresses.

As Dubai is the main UAE import/re-export market, we have extracted relatively up to date import statistics for a wide range of fruit and processed food products, together with selected lists of importers/wholesalers.

We have also reproduced extracts from a developed country handbook issued to exporters targeting the UAE and Oman markets.

Also included in this document are brief trade magazine articles covering the Saudia Arabian (+ selected fresh produce importers names/addresses), Singapore and Hongkong markets.

AgEnt's business information center has on file the names/addresses of key fresh produce importers etc relating to both the Singapore and Hongkong markets.



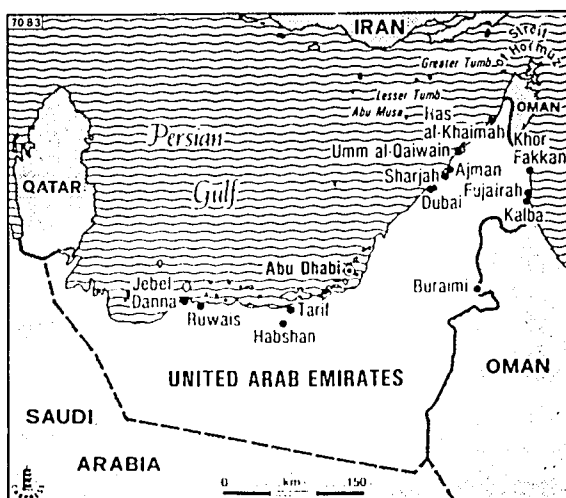
United Arab Emirates

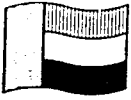
Trading Structures in Dubai

When in the early eighties the fruit and vegetable market moved from the cramped quarters of the fish market on the Deira side of Dubai Creek to the large vacant site on the beach, everyone knew it was only a stopgap solution. And every time you paid a visit to the Hamriya Market in the following years you were surprised to find it still in the same place. *Prakash Doshi* of the Natco company, a member of the Market Commission, describes the situation as "untenable". The municipal authorities are not happy either because it is right opposite the new central hospital, a prestige project in the Emirate, and the wholesale market with its noise, dirt and emissions is hardly a welcome neighbour. A new site in the south appears to have been found now, but in Dubai as elsewhere, the mills of officialdom grind slowly.

In the wake of the Iraq-Iran war and the recent Gulf conflict, Hamriya Market has further consolidated its position as the region's trading hub for fresh fruit and vegetables. The rather liberal attitude of the ruling family is a great help to trade. The market can be divided into two halves. On the one side are the established traders, importers and exporters with their stalls, and on the other what the market folk call the "coldstore". There is not really a coldstore in Hamriya: it was never planned for the present provisional setup. But the twenty to fifty desert-rigged trucks with their refrigerated bodies which bring in produce from Lebanon, Jordan, Syria and Turkey are allowed to stay on the market grounds for 48 or up to 72 hours and thus represent not just a refrigeration facility but also a coldstore from which produce is sold and auctioned fresh, mostly after sundown. Thus the Emirate's supply sources include its Arab neighbours as well as its own increasing production.

Whereas only the eastern emirates like Ras-al-Khaimah supplied horticultural products in the past, growers from Abu





Dhabi have now also been able to get established with massive help from the sheikdom. As a result vegetable supplies to the United Emirates are assured for at least nine months of the year (the exception being the summer months). And not only that: produce is also exported to neighbouring countries and to Europe (see IFW 1/1991 p. 267).

The Emirate's third supply channel consists of regional trade, mainly Iran, Pakistan and India. Fruit and vegetables are shipped across the Gulf or the Indian Ocean in dhows, small motorized sailing ships, for which the port authority has established a separate port, Port Hamriya, near the market. Apples, pistachios and vegetables from Iran and citrus fruit (Kano oranges from Pakistan and the Punjab), mangoes and vegetables from Pakistan and India enter Dubai this way. Packaging is not as a rule export-oriented, so losses are high. Quality consciousness among Dubai consumers remains largely undeveloped but there are pointers in the right direction, say trade representatives. Increasing quantities of overseas produce are reaching Dubai in refrigerated containers and by airfreight.

Three-stage fruit trade in Dubai

Dubai fruit traders can be roughly divided into three categories. First there are the agents representing large organizations like Chiquita, Dole and Sumitomo. They maintain offices in Dubai and coldstores in Sharjah, the emirate next door.

The second stage comprises the commission agents whose activities consist mainly in trucking in supplies from the Turkish part of Cyprus, Greece, Jordan, Syria, Egypt and Lebanon. The produce is sold at auction and paid for in cash.

Besides hauling perishable products from Jordan, Syria, Lebanon and Turkey, these largely all-terrain desert-rigged trucks also serve as "coldstores" at Hamriya Market, where they are allowed to stay for 48 hours, or 72 hours with special permission.



The third category of trader features airfreight and sea-container specialists as well as numerous firms who rely on family ties for dealing directly with Iran, Pakistan and India.

Overseas imports are grapes, bananas, apples and oranges

Amir A. Abu-Ghazaleh of Middle East Trading and Industry views the prospects for imported produce as generally good.



Amir A. Abu-Ghazaleh,
Middle East Trading and
Industry

His firm brings in 10,000-12,000 t oranges from Brazil and Uruguay and 11,000 t Chiquita bananas. He says business with Chile is growing significantly. Table grapes from Chile and other countries total a further 10,000 t. Ribier is the most popular variety.

The Emirates' apple market is supplied by Iran with Golden and Red Delicious. This sometimes results in a pattern of regular and largely dutyfree barter trade across the Gulf, with apples being exchanged for bananas. The small dhows make the crossing from Bandar Abbas to Dubai in just twelve hours. French and Italian apples account for a sig-



S. Jeyaraman Iyer, Barakat

nificantly smaller share of the market than in the nineteen-seventies and eighties.

Natco Foodstuff specializes in Indian produce. *Prakash Doshi* imports mainly white grapes from Maharashtra and mangoes from southern Rajasthan and Maharashtra.

The Khamas group dates back to Grandfather Yussuf who after 1945 positioned the firm in business with India and Pakistan and was himself the owner of three dhows. Still run by *Jassim* and *Ahmed Khamas*, this trade represents the company's principal line of business with a total turnover of 3 to 10 million dirhams. In addition to coconuts, garlic and potatoes, the small boats carry fruit and meat to Port Hamriya, not to mention timber which is used for house building in desert areas.

The firm's first small office was opened in the Deira fish market in the late sixties. The group is now not just a major importer but also grows its own fruit and vegetables. Khamas produces vegetables, above all tomatoes, at Zaid Oasis, though as Jassim Khamas says, the operation is hard pressed by competition from Abu Dhabi. The Dubai Emirate agricultural policy needs a complete rethink, says Khamas. In Abu Dhabi the ruling circles, while supporting the farmers, tend to foster average quality. "In Dubai they are only interested in trade", Khamas laments. Ahmed Khamas hews off the difference between Pakistani and Indian mangoes at the start of the season (May). "The Pakistani ones are much better."

Complaints about the condition of the produce are widespread among traders. But it is not for lack of trying to encourage the consumption of better-quality and hence more expensive products. Jassim Khamas estimates deliveries of Indian mangoes at 20,000 to 50,000 cases for the period 1 April to 30 June. 5,000 to 25,000 cases a day arrive from Pakistan in the high season, July to September. The Farzana Trading Company belongs to the brothers *Mohammed* and *Shokrulla Hassan Ali*. According to



Mohammed Hassan Ali,
Farzana Trading Company

Mohammed, who sources from Iran, Jordan, Lebanon and the United States, apples, pears, table grapes and oranges account for the bulk of sales. Farzana is content with sales developments since the end of the Gulf war. "We sell tomatoes, cauliflower and cucumbers from domestic production but are not actually involved in farming ourselves", explains Mohammed Hassan Ali. These vegetables are greenhouse-grown from December to April. Eggs account for one third of the firm's US\$13m turnover.

**United Arab Emirates/Oman
exporter handbook information.
(not completely up to date)**

Contents

PART 1 UNITED ARAB EMIRATES

9	General information
9	Background
10	Population
10	Principal towns
11	Climate
11	Clothing
12	Language
12	Weights and measures
12	British Businessmen's Group
12	Local law and customs
12	Modes of address
13	Health
13	Health regulations
13	Electricity supply
13	Religion
14	Official public holidays
15	Hours of business
15	Local time
16	Travel
16	Passports and visas
17	Transit visas
18	Documentation for travel to other Middle East countries
18	Currency
18	Currency regulations
18	Customs formalities
18	Income tax clearance
18	Air travel to the Emirates
19	Travel in the Emirates
22	Hotels, restaurants and tipping
30	Communications
32	Economic factors
32	General
36	Purchasing power
36	Imports and exports
38	Banks

Contents (continued)

44	Import and exchange control regulations
44	Exchange control
44	Customs duties
45	Import control
45	Samples
45	Forwarding/clearing agents
45	Documentation
46	Port and warehouse facilities
47	Methods of doing business
47	General
48	Appointment of agents
49	Agency legislation
49	Federal Commercial Law
49	Overseas status information
52	Correspondence and trade literature
52	Terms of payment
52	Patents and trade marks
52	Price quotations
52	Buying seasons
52	Advertising
54	Trade fairs

PART 2 OMAN

56	General information
56	Background
56	Area and geographical features
56	Population
56	Principal towns
57	Climate
57	Clothing
57	Language
57	Weights and measures
58	Social customs
58	Health
58	Electricity supply
58	Religion
58	Official public holidays
59	Hours of business
59	Local time

Contents (continued)**Contents (continued)**

60	Travel
60	Passports and visas
60	Documentation for travel to other Middle East countries
60	Health regulations
61	Currency
61	Currency regulations
61	Customs formalities
61	Income tax clearance
61	Air travel to Oman
62	Air travel in Oman
62	Travel in Oman
64	Hotels, restaurants and tipping
68	Communications
69	Economic factors
69	General
70	Imports and exports
71	Banks
74	Import and exchange control regulations
74	Export licensing
74	Import licensing
74	Customs duty
74	Censorship
75	Quarantine
75	Samples
75	Importers/agents
75	Documentation
76	Parcel post import regulations
76	Port and warehouse facilities
77	Methods of doing business
77	Appointment of agents
77	Agency legislation
78	Visits by British principals and representatives
78	Price quotations
78	Buying seasons
78	Overseas status information
78	Correspondence and trade literature
78	Terms of payment

79	Debt collection and disputes
79	Patents and trade marks
79	Advertising

Maps

29	Abu Dhabi Town
43	Dubai
50-51	United Arab Emirates and Oman
63	Capital Area of Oman

Part I United Arab Emirates

General information



National flag: red vertical strip along the hoist for one quarter of the length, equal horizontal stripes of green, white and black in descending order for the remainder. The flag is twice as long as deep

Background

The United Arab Emirates (UAE), established in December 1971, comprises the seven former Trucial States: Abu Dhabi, Dubai, Sharjah, Ajman, Umm al-Quwain, Ras al-Khaimah and Fujairah. The federation borders on Saudi Arabia, Qatar and Oman. Its total land area is approximately 83,600 square kilometres. The so-called Northern Emirates, that is, all the emirates except Abu Dhabi, cover less than one third of the country. The population of the UAE is officially estimated at 1.61 million (1986) and is concentrated mainly in the capitals of the individual emirates which lie on the UAE's two coastlines; the Gulf and the Gulf of Oman. Arabic is the national language, but English is widely understood in business circles. The country's unit of currency, the UAE dirham (Dh) is divided into 100 fils. The dirham is officially tied to the US dollar (average bank rate \$1 = Dh 3.67). The current sterling exchange rate is approximately £1 = Dh 5.7. Islam is the principal religion.

The UAE is a sovereign state, a member of the United Nations, the Gulf Co-operation Council, the Arab League, the Organisation of Petroleum Exporting Countries, the International Monetary Fund and other international and Arab organisations. The President is Shaikh Zayed bin Sultan al-Nahayyan of Abu Dhabi and the Vice-President Shaikh Rashid bin Saeed al-Maktoum of Dubai. The ultimate authority in the UAE rests with the Federal Supreme Council, made up of the rulers of the seven individual emirates. It is supported by a council of ministers (which meets in Abu Dhabi, the federal capital) and the Federal National Council (a consultative body). Each emirate retains a high degree of self-administration.

Language

The official language is Arabic, although English is widely spoken in business circles. Merchants who do not speak English have their own interpreters.

Weights and measures

British and American standard weights and measures, as well as the metric system, are understood by most merchants. Local weights and measures are also used occasionally, but rarely in international trade.

British Businessmen's Group

A British Businessmen's Group has been formed recently in Dubai. Details are available from Mr C Neil, Lloyds Bank Plc, PO Box 3766, Dubai, United Arab Emirates.

Local law and customs

The UAE is a Muslim State and Islamic laws and customs are observed. Visitors should acquaint themselves with these, especially on matters of dress, drinking and other social behaviour. The month of Ramadhan is a period of fasting when Muslims do not eat, drink or smoke between sunrise and sunset.

Non-Muslims should refrain from breaking the fast (including smoking) in the presence of Muslims or in public places during this period. Friday is observed as the weekly day of rest. Drunkenness and especially drunken driving carry heavy penalties — nearly always imprisonment.

Modes of address

The following is a general guide to modes of address in the UAE, as used (a) in writing, (b) orally:

- (a) His Highness, Sheikh . . . (full name) . . .
President of the UAE
- (b) Your Highness
- Rulers
 - (a) His Highness, Sheikh . . . (full name) . . . Ruler of . . . (Emirate) . . .
 - (b) Your Highness
- Other Sheikhs
 - (a) His Excellency, Sheikh . . . (full name) . . .
 - (b) Your Excellency
- Ministers (wives are also Sheikhs)
 - (a) His Excellency, Sheikh . . . (full name) . . . the Minister of . . .

- (b) Your Excellency

Ministers (others)

- (a) His Excellency, Sayyed . . . (full name) . . . the Minister of . . .

- (b) Your Excellency

Others

- (a) Sayyed . . . (full name) . . .

- (b) Sayyed . . . (first name) . . .
or when on familiar terms, the first name only.

Health

With the exception of malaria (particularly in the more northerly Emirates) for which visitors are advised to take paludrine, there are few endemic diseases, but Europeans are susceptible to occasional bouts of mild enteritis and prickly-heat. Dubai's domestic water supply is now provided almost entirely by distillation plants, whereas in Sharjah the supply is a mixture of desalinated and well water. In both cases the water is perfectly drinkable. The town supply for Abu Dhabi is provided by distillation plants.

Medical facilities in Abu Dhabi, Dubai and Sharjah are good, and they are adequate elsewhere.

There are European doctors and dentists in private practice.

Health regulations

Health certificates are not generally required, although restrictions have been imposed on visitors travelling from an infected area.

Electricity supply

The electricity supply in Abu Dhabi is 240 volts AC50 cycles, and in the Northern Emirates 220 volts AC50 cycles.

Plug fittings of the three-pin round (15-amp) or flat (13-amp) type, and bayonet-type lamp fittings are used in all the Emirates.

Religion

Islam is the principal religion.

There is an Anglican church and a Roman Catholic church in Abu Dhabi town with resident chaplains.

There is an Inter-denominational and a Roman Catholic church in Dubai.

Travel



Passports and visas

The UAE authorities are responsible for all immigration matters.

British citizens visiting the UAE British citizens do not need a visa to visit Abu Dhabi. However, British passport holders who are subject to United Kingdom immigration control do need visas, which may be obtained from UAF embassies abroad.

Passengers, arriving in Abu Dhabi by air with defaced or damaged passports, can face long delays, or on occasions be refused entry. British Visitors Passports are not acceptable, while standard passports must have minimum validity of six months.

Visitors are admitted for one month initially; this can normally be extended for two further periods of 30 days. British citizens who enter the UAE as visitors can obtain a Residence/Work permit after arrival, but are strongly advised to seek guidance from the UAE Embassy (see below) or their prospective employer/sponsor, before travelling to the UAE. Failure to comply with UAE immigration rules can result in stiff penalties, including imprisonment. British nationals taking up residence in Abu Dhabi should register with the British Embassy Consular Section as soon as possible after they arrive. The renewal of the registration should be done every January by telephone. Changes of address and final departure should also be notified.

Visitors' visas All non-British and British passport holders, not coming under the above, require a visa, obtained in advance. They should apply to the Consular Section of the Embassy of the United Arab Emirates, 30 Princes Gate, London SW7 tel: 071-589 3434 for a visitor's visa. Business visitors will need a supporting letter from their company. The delay in issuing the visa is approximately 24 hours for a business visitor and about three weeks for a private visitor.

Israel and South Africa Travellers holding passports which bear evidence of a visit or a proposed visit to Israel or South Africa will need to obtain a new passport to visit the United Arab Emirates. Travellers who are likely to be affected by this situation should consult their nearest regional Passport Office in London, Liverpool, Glasgow, Newport (Gwent), Peterborough, Belfast, or if overseas, the nearest British Consulate or High Commission.

Transit visas

Business visitors arriving without visas may be admitted for up to two weeks if they are met at the airport by a sponsor bearing his own passport as proof of identity and a copy of his trade licence. The sponsor will be required to sign an undertaking that he accepts responsibility for the visitor and guarantees that he will leave within 14 days. *The British Embassy cannot sponsor visitors.* Fees are levied on visitors who overstay at the rate of Dh 100 per day.

Residence or employment People who wish to enter the United Arab Emirates for residence or employment should ensure that their prospective employers have arranged for a work or residence permit to be issued prior to their arrival. This must be produced to the immigration officer at the point of entry. If this procedure is not followed, the entrant will only be given a visitor's entry permit (see above).

Travel between the Emirates No additional visa or permit is required to visit other Emirates if a valid visitor's visa or resident's permit, issued by the authorities of one of the Emirates, is already held.

Further information may be obtained from:

Ministry of Interior
Department of Nationality and Immigration
Administration
PO Box 398
Abu Dhabi
Tel: 377666

or

Ministry of the Interior
Naturalisation and Immigration Department
PO Box 4333
Dubai
Tel: 451100

Travel regulations are liable to change at short notice; and intending visitors are advised to consult their travel agent or the United Arab Emirates' representative in London, before departure.

Documentation for travel to other Middle East countries

Visitors intending to go to other Middle East countries are strongly advised to obtain, before leaving Britain, any visa or other documentation which may be required, since not all countries have representatives in the UAE. Business visitors should note that it is not always possible to obtain a visa for Saudi Arabia through that country's offices in the UAE. Only businesspeople resident in the UAE can apply for Saudi visas.

Currency

The monetary unit of the Emirates is the *Dirham (Dh)*, which is divided into 100 *fil*s. Exporters should consult their banks for the current rate of exchange. Bank-notes are issued in denominations of Dh 500, 200, 100, 50, 10 and 5.

Coins are issued in denominations of 5 and 1 *Dirhams*, and 50, 25, 10, 5 and 1 *fil*s.

Currency regulations

There are no restrictions on the amount of currency which may be taken into or out of the Emirates. Credit cards such as American Express, Diners Club, Barclaycard, Access, Visa and Mastercard are widely accepted.

Customs formalities

Visitor's personal effects are not liable to customs duty in the UAE. For regulations regarding samples, see page 45.

Income tax clearance

No income tax clearance certificates are required on departure from the Emirates.

Air travel to the Emirates

British Airways operate direct flights from London to Abu Dhabi and Dubai. Emirates Air also offers a direct flight to Dubai; other airlines also provide services to these airports, but the journey usually involves a stop or transfer at an intermediate airport. Gulf Air, the

regional airline, operates regular services between the major airports in the area. New international airports are operational at Sharjah, Ras al-Khaimah and Fujairah, with a more limited choice of flights.

Distances of airports from town centre:

Abu Dhabi — 25 miles

Dubai — 2 miles

Sharjah — 18 miles

There are local airport taxes.

Travel in the Emirates

Road Most visitors find it convenient to travel between Abu Dhabi and Dubai by taxi. The distance is approximately 160 kms and the journey time is approximately two hours. There is a well developed road network throughout the Emirates.

Driving is on the right-hand side of the road.

Taxis These are available in the towns. The cost of hiring a taxi for sole use from Abu Dhabi to Dubai is Dh 250. The fare from the airport in Abu Dhabi to Dubai is Dh 250. The fare from the airport in Abu Dhabi to the town is approximately Dh 60. The taxi fare from Dubai Airport to the town centre is approximately Dh 30.

In Abu Dhabi Town taxis operate a meter. Taxis operating from stands outside hotels charge higher fares i.e. Dh 5 or more for a local journey, as compared with Dh 3.50 for a town metered taxi.

Car-hire Modern air-conditioned cars can be hired for use in the Emirates from the following firms:

ABU DHABI

Avis Rent-a-Car
PO Box 3237, Abu Dhabi
Tel: 323760
Telex: 22669 AVIS EM
Fax: 330743

Budget Rent-a-Car
PO Box 3292, Abu Dhabi
Tel: 334200
Telex: 23494 BRACAD EM
Fax: 331498

Al Ghazal Taxi Company
PO Box 8200, Abu Dhabi
Tel: 447787

EMCO Rent-a-Car
PO Box 6761, Abu Dhabi
Tel: 338933
Telex: 22991 ROC EM

Al Botj Rent-a-Car
PO Box 7558, Abu Dhabi
Tel: 770353

Eisa Car Hire
PO Box 294, Abu Dhabi
Tel: 324832/335297
Telex: 22312 ADOSEM
Fax: 334055

Europcar
PO Box 4399, Abu Dhabi
Tel: 772590
Telex: 24176 UNIRAC EM
Fax: 778482

DUBAI

Avis Rent-a-Car
PO Box 6891, Dubai
Tel: 282121

Budget Rent-a-Car
PO Box 8323, Dubai
Tel: 668200

Gulf Rent-a-Car
PO Box 1038, Dubai
Tel: 225545

Inter-rent Car Rental System
PO Box 10990, Dubai
Tel: 662233

Jumairah Rent-a-Car
PO Box 2538, Dubai
Tel: 373000

National Rent-a-Car
PO Box 2622, Dubai
Tel: 320743

United Car Rentals
PO Box 8138, Dubai
Tel: 666286

Gulf Radio Taxis
PO Box 10779, Dubai
Tel: 236666

Dubai Taxis General Est.
PO Box 4870, Dubai
Tel: 451533

Business visitors wishing to drive hired cars in Abu Dhabi must obtain a temporary driving licence. These can be obtained from car-hire companies in Abu Dhabi and Dubai. Passport, two passport photographs and United Kingdom licence must be produced. An International licence is not acceptable.

Costs average Dh 170-200 per day, (excluding insurance), for a 4-door saloon such as a Datsun or a Mazda.

It is possible to drive in Dubai on a United Kingdom or USA driving licence, but if business visitors wish to travel to other Emirates they will have to obtain a temporary UAE driving licence.

Up to one day should be allowed for the issue of a local temporary driving licence, although application made before 9am may ensure the issue of the licence by noon.

In Dubai rates vary from Dh 120 to Dh 450 per day, depending upon the make of car. It is usually cheaper to rent on a weekly or monthly basis. Rates are for unlimited mileage, although some companies have a limit of 100 kms and charge for excess mileage at Dh 0.5 or Dh 0.8 per km.

Avis Rent-a-Car now agrees a special discount for rentals, if booked using the name of the Embassy. Some car-hire companies have desks in the larger hotels.

Hotels, restaurants and tipping



Hotels

The latest available daily rates are given below. Visitors are reminded that hotel tariffs are liable to alteration at any time and up-to-date information should be obtained at the time of booking. The UAE has some of the highest priced hotels in the area. Most prices given below are negotiable downwards on application.

ABU DHABI

The following hotels are situated in, or near, Abu Dhabi Town, Al Ain or Jebel Dhanna. Before leaving Britain, business visitors should seek confirmation by telephone or telex that their accommodation has been reserved.

		Dh
<i>Hilton International Hotel*</i>	Single	370
	Double	440
PO Box 877	(+ 15 per cent service charges)	
Tel: 661900		
Telex: 22212 HIITEL EM		

<i>Al Ain Palace Hotel</i>	Single	200
PO Box 33	Double	250
Tel: 322377	(Inclusive of service charges)	
Telex: 22227 ENOTEL EM		

<i>Khalidia Palace Hotel*</i>	Single	250
PO Box 4010	Double	350
Tel: 662470	(+ 15 per cent service charges)	
Telex: 22506 KHALDC EM		

<i>Abu Dhabi Gulf Hotel*</i>	Single	340
PO Box 3766	Double	400
Tel: 447260	(+ 15 per cent service charges)	
Telex: 22904 GULF EM		

<i>Holiday Inn Hotel*</i>	Single	350
PO Box 3541	Double	415
Abu Dhabi		
Tel: 335335	(+ 15 per cent service charges)	
Telex: 23030 HOLINN EM		

		Dh
<i>Meridien Hotel*</i>	Single	370
PO Box 6066	Double	430
Tel: 776666	(+ 15 per cent service charges)	
Telex: 23794 HOMER EM		

<i>Sheraton Hotel*</i>	Single	510
PO Box 640	Double	610
Tel: 773333	(+ 15 per cent service charges)	
Telex: 23453 SHERAD EM		

<i>Intercontinental Hotel*</i>	Single	530
PO Box 4171	Double	610
Tel: 666888	(+ 15 per cent service charges)	
Telex: 23160 INHOT EM		

<i>Centre Novotel*</i>	Single	350
PO Box 7136	Double	450
Tel: 333555	(Inclusive of service charges)	
Telex: 22488 MINHAL EM		

<i>Dalma Residence Hotel</i>	Single	200
PO Box 279	Double	225
Tel: 332100	(Inclusive of service charges)	
Telex: 23780 DRTELS EM		

<i>Corniche Residence</i>	Single	300
PO Box 279	Double	350
Tel: 211200	(Inclusive of service charges)	
Telex: 23780 DRTELS EM		

<i>Strand Hotel</i>	Single	150
PO Box 821	Double	200
Tel: 335100	(Inclusive of service charges)	
Telex: 22906 KAZRAJ EM		

<i>Zakher Hotel</i>	Single	196
PO Box 932	Double	265
Tel: 341940/327900	(Inclusive of service charges)	
Telex: 22392 ZAKHER EM		

<i>Abu Dhabi International</i>	Single	295
PO Box 3789	Double	395
Tel: 779900	(+ 15 per cent service charges)	
Telex: 23659 NIHAL EM		

These hotels are situated at Al Ain, about 100 miles inland from Abu Dhabi city:

		Dh
<i>Al Ain Hilton Hotel*</i>	Single	345
PO Box 1333	Double	405
Al Ain	(+ 10 per cent service charges)	
Tel: 03-641410		
Telex: 33505 HILTON EM		

<i>Al Ain Intercontinental Hotel*</i>	Single	360
PO Box 16031	Double	460
Al Ain	(+ 15 per cent service charges)	
Tel: 03-654654		
Telex: 34034 IHLAAN EM		

The following hotel is at Jebel Dhanna, near to the petro-industrial development at Ruwai, about 150 miles from Abu Dhabi city:

<i>Ramada Dhafra*</i>	Single	385
PO Box 11828	Double	440
Jebel Dhanna	(Inclusive of service charges)	
Abu Dhabi		
Tel: 052-716000		
Telex: 52201 RAMAJD EM		

The Holiday Inn and Centre Novotel in Abu Dhabi, and the Intercontinental in Al Ain, will give discounts to businesspeople quoting the name of the British Embassy when making their reservation.

NORTHERN EMIRATES

Rates are in Dirhams

DUBAI		Dh
<i>Al Khaleej</i>	Single	195
PO Box 10559	Double	270
Tel: 211144	Single suite	330
Telex: 48629		+ 10% Tax
Fax: 237140		

<i>Ambassador*</i>	Single	220
PO Box 3226	Double	350
Tel: 531000	Single suite	300
Telex: 45467	Double suite	450
		+ 15% Tax

<i>Astoria</i>	Single	Dh 180
PO Box 457	Double	280
Tel: 534300	Suite	360
Telex: 45817		+ 15% Tax

<i>Carlton Tower*</i>	Single	300
PO Box 1955	Double	375
Tel: 227111	Suite	500
Telex: 46410		+ 15% Tax

<i>Dubai Hilton*</i>	Single	400
PO Box 927	Double	480
Tel: 370000	Suite	950-1,800
Telex: 46679/1		Room only
		+ 15% Tax

<i>Dubai Intercontinental*</i>	Single	450
PO Box 476	Double	540
Tel: 227171	Suite	1,100-1,650
Telex: 45779		Room only
		+ 20% Tax

<i>Dubai Marine</i>	Single	150
PO Box 5182		All incl.
Tel: 520900	Double	220
Telex: 46772		All incl.
	Suite	400 family
		280 single
		+ 15% Tax

<i>Dubai Metropolitan</i>	Single	295
PO Box 4988	Double	380
Tel: 440000	Suite	650
Telex: 46998		+ 15% Tax
Fax: 441146		Room only
		All incl.

<i>Dubai Sheraton*</i>	Single	490
PO Box 4250	Double	590
Tel: 281111	Suite	800-4,200
Telex: 46710		Room only
Fax: 213468		+ 20% Tax

<i>Excelsior</i>	Single	250
PO Box 3548	Double	350
Tel: 665222	Suite	550
Telex: 46990		+ 5% Tax

<i>Palm Beach Hotel</i>	Single	Dh 173
PO Box 5822	Double:	253
Tel: 525550	Suite	350
Telex: 46952		All incl.
<i>Ramada</i>	Single	265
PO Box 7979	Double	335
Tel: 521010	Suite	600
Telex: 48333		+ 20% Tax
Fax: 521033		
JEBEL ALI		
<i>Jebel Ali</i>	Single	450-495
PO Box 9255	Double	550-595
Tel: 35252	Suite	1,350-1,600
Telex: 48000		+ 20% Tax
Fax: 33543		
SHARJAH		
<i>Beach*†</i>	Single	90
PO Box 5977	Double	170
Tel: 358311	Suite	175
Telex: 68558		
<i>Holiday Inn*</i>	Single	180
PO Box 5802	Double	240
Tel: 357357	Suite	700-1,500
Telex: 68305		Room only
Fax: 372254		+ 5% Tax
<i>Sharjah Continental</i>	Single	
PO Box 3527	Double	
Tel: 06-371111	Suite	
Telex: 68123 CONTL		
Fax: 524090		
<i>Grand Hotel*</i>	Single	150
PO Box 6059	Double	200
Tel: 356557	Suite	750-2,000
Telex: 68204		+ 10% Tax
Fax: 372861		
<i>Sharjah Carlton*</i>	Single	135
PO Box 1198	Double	168
Tel: 523711/523811	Suite	450
Telex: 68012 CARLTON		Room only
Fax: 374962		

<i>Summerland Motel*</i>	Single	Dh 125
PO Box 1083	Double	150
Tel: 354321/4		All incl.

RAS AL-KHAIMAH		
<i>Ras al-Khaimah Hotel*†</i>	Single	150
PO Box 56	Double	200
Tel: 52999	Suite	250
Telex: 99113		All incl.
Fax: 52990		

<i>Nakheel Hotel</i>	Single	100
PO Box 5333	Double	150
Tel: 22822		

FUJAIRAH		
<i>Fujairah Beach Motel*</i>	Single	100
PO Box 283	Double	160
Tel: 22001		All incl.
Fax: 22004		

<i>Fujairah Hilton*†</i>	Single	195
PO Box 231	Double	260
Tel: 22411	Suite	550
Telex: 89018		All incl.

* Swimming pool † Includes breakfast.

Restaurants ABU DHABI

As well as those in the hotels, restaurants of acceptable standards include the *Mandarin Chinese Restaurant*, *Golden Falcon* and *Golden Fish*. Alcohol may only be sold in the hotels (at expensive prices, e.g. £2.50 per 12 ounce can of beer). There are also a number of cafés and snack-bars.

DUBAI
Restaurants and snack-bars of good quality are plentiful in Dubai and Sharjah, but do not hold licences to serve liquor.

Tipping

Abu Dhabi:—

Most catering establishments add a service charge—so tipping is not therefore very prevalent. There is no need to tip taxi-drivers and the small payments to airport porters (Dirham 1 per item) and market porters (Dirham 2 per shopping session) are normal payments for service.

Northern Emirates:—

10 per cent service charge and 5 per cent tax are added to the bill.

Airport and hotel porters:

Dh 2 per piece of luggage

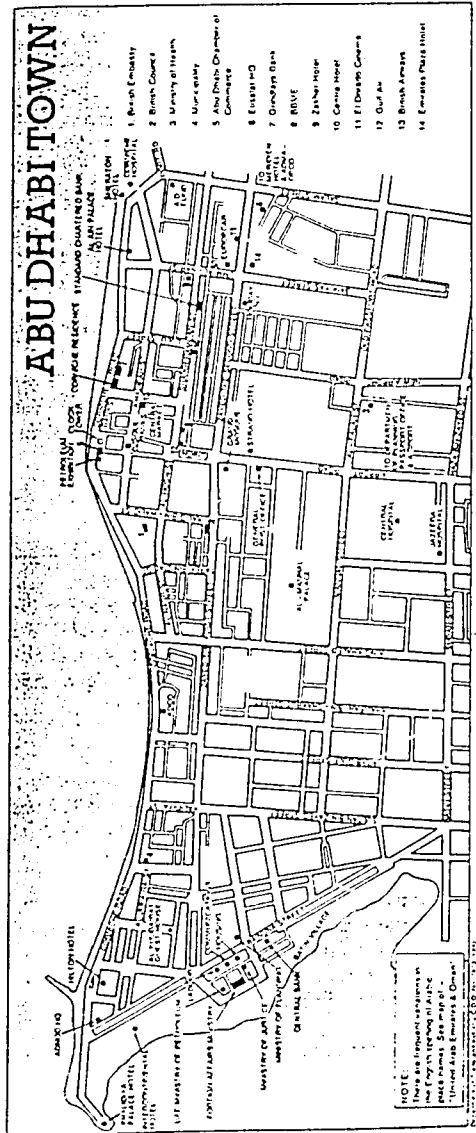
Taxi-drivers:

No tip is necessary.

Recreation

Several hotels have their own sports facilities.

Additionally, Al Nasr Leisureland; tel: Dubai 471234, provides squash, bowling and ice-skating, and is open for day membership to non-members.



Communications



Post

Mail services (air and surface) are in operation between the UAE and Britain.

Air mail letters and parcels are despatched daily and take three to seven days to reach Britain. Surface mail can take up to two months.

British exporters are advised to despatch all mail by air or courier service.

Parcels may be sent from the UAE to most places by sea or by air, provided they are not larger than 42 inches in length and 30 inches in width, and weigh no more than 10 kilogrammes. Express postal services are available at premium rates.

Telegrams

There are telegraph offices in all the Emirates, operated by ETISALAT, the UAE Telecommunications Company formed by the Federal Government in 1976.

The ordinary telegram rate to Britain is Dh 1.85 a word for a minimum of 22 words. Telegrams can be sent to Britain at any time of the day or night. Urgent telegrams are double the ordinary rate.

Telex and telefax

International telex and telefax facilities operated by ETISALAT are available in all the Emirates. The cost of a telex to Britain is Dh 11.60 per minute. Teletext has recently been introduced.

Telephone

There are efficient automatic telephone systems by either radio or land links connecting Abu Dhabi, Dubai, Sharjah, Ajman, Umm al-Quwain, Ras al-Khaimah and Fujairah. Local calls within each town are free.

Telephone communications are excellent to most parts of the world.

The cost of a direct telephone call from Abu Dhabi to Britain is Dh 6.67 per minute between 7am and 9pm local time and Dh 4.28 per minute between 9pm and 7am and during holidays.

The charge for a telephone call to Britain from Dubai is Dh 9.40 per minute, and Dh 7.50 if direct dialling is used. The international dialling code from the UAE to the United Kingdom is 0044.

Economic factors



General

Abu Dhabi The economy of Abu Dhabi is based almost entirely on oil and gas obtained from both onshore and offshore fields. In 1988, Abu Dhabi's oil production averaged 1,330,000 barrels per day (bpd), an increase of seven per cent over 1987. Abu Dhabi is said to have some 10 per cent of the world's proven oil reserves and 4.6 per cent of the world's gas reserves, enough oil for more than 100 years at current rates of production.

The oil and gas sector is dominated by the Abu Dhabi National Oil Company (ADNOC), established in 1971 to provide greater national control of the most important source of Emirate income. Since then, ADNOC has acquired a 60 per cent shareholding in two of the main operating companies, the Abu Dhabi Company for Onshore Oil Operations (ADCO) and the Abu Dhabi Marine Operating Company (ADMARCO). In addition, ADNOC has 88 per cent of the concession for developing the Upper Zakum field, with the remaining 12 per cent held by the Japanese Oil Development Company (JODCO). This development is carried out by the Zakum Development Company (ZADCO).

ADNOC also has a majority shareholding in two gas-development companies, the onshore Abu Dhabi Gas Industries (GASCO) and the Abu Dhabi Gas Liquefaction Company (ADGAS), with a large plant on Das Island.

Outside the oil and gas sectors, the main activity is stimulated by the Government. Abu Dhabi government expenditure on major projects shows signs of picking up, following the post-oil crash recession. These plans include: the provision for the expansion of the Taweelah power station and associated desalination plant; a new international airport at Al Ain, currently under construction and due for completion in 1991; a programme to upgrade the road network in and around Abu Dhabi city; a number of new hospitals; major water

and electricity distribution systems, as well as major sewerage programmes for Al Ain and Abu Dhabi city and the construction of a number of Polytechnics. There are also long-standing plans to develop a new campus for the UAE University in Al Ain, to cater for 16,000 students by the end of the century, but it is looking increasingly unlikely that this project will go ahead on anything like the ambitious scale originally envisaged. There is also a very large defence budget. Most of the infrastructural work is now complete, and the emphasis is turning to upgrading replacement of ageing plant and equipment. In the longer term, potential development will depend upon the price of oil in the international market and greater non-oil related industrialisation, and further downstream diversification in the oil, gas and petroleum sectors.

The Northern Emirates Dubai is the main port and import centre for the United Arab Emirates and has a widespread re-export trade to other Gulf States, the Indian subcontinent, and, to Iran. Trade with the latter, which has always been substantial, is expected to escalate as a consequence of the cessation of hostilities between Iran and Iraq. Dubai also serves as a market for the other emirates which, except for Abu Dhabi and Sharjah, at present import little direct. Dubai's prosperity was established on this import-export trade and now oil production has brought a new source of wealth to the State. Oil production from its offshore resource began in September 1969 and reached an average daily rate estimated at 350,000/400,000 barrels per day. A major expansion programme for greater exploitation of the offshore fields and for additional gas processing capacity was completed in 1984. Oil income has been used to finance a number of major construction projects over the past 10 years, including: an international airport; a large deep water port; a £210 million dry-dock complex; a £10 million international trade and exhibition centre; the £800 million port and industrial area at Jebel Ali, and a £700 million aluminium smelter, all of which are projects in which British consultants, contractors and suppliers played a dominant part.

In 1982 Dubai's first onshore discoveries were made by ARCO (Atlantic Richfield) who have a joint venture with Britoil for this Margham concession. Production of condensate began in 1984 at 20,000-25,000 bpd.

British Gas, who are advisers on the utilisation and potential of this field, predict that eventually the lift could be as great as 1 billion cfd of gas. There are no plans for downstream development, as yet. All the gas is re-injected, to increase the pressure and produce more condensate.

Total imports into Dubai have been flat over the past four years at just under Dh 20 billion annually. British exports of goods to Dubai in 1988 were valued at about £325 million. Over 80 countries supply the market. Industrialisation, still in its early stages, provides a market for such items as packaging machinery, process control equipment and sophisticated machine-tools. Almost all goods find a market, although import of construction-related products has decreased with the ending of the construction boom of the 1970's and completion of much of Dubai's infrastructure. Dubai is an important import centre for the oil industry in the Gulf.

Jebel Ali Free Trade Zone A major and growing industrial area established by decree of the Dubai Government, the zone has attracted a wide range of industrial development. It is actively canvassing international companies to set up trading and industrial bases in the zone. Current British investment is estimated at £50 million.

Sharjah In Sharjah, Crescent Petroleum commenced production from Abu Musa Island, off the Sharjah coast, in July 1974; and production from this field is approximately 7,500 bpd, but is expected to more than double. Although the field is under the control of Sharjah, settlement of complicated boundary questions left it with only 35 per cent of the revenues, with Iran, Umm al-Quwain and Ajman also taking shares. The modest income from oil nevertheless led to a construction boom including a deep water port, a cement works, an international airport and various hotel projects. Finance of these projects has left a legacy of debt. Oil and gas were discovered onshore in Sharjah in 1981, and exports of condensate began in mid-1982. This has been a considerable boost to her fortunes. Production has since risen to 55,000-60,000 bpd of condensate and 500 mcf of gas. The operator of this field is AMOCO. The construction of an industrial gas grid based on this onshore resource was completed in

1984. This federal scheme, under the control of the Emirates General Petroleum Corporation, is designed to provide fuel for the power stations and major industrial users throughout the Northern Emirates (except Dubai and, so far, Umm al-Quwain). A \$250 million lpg plant came into operation in mid-1986.

Ras al-Khaimah Oil was struck offshore in the 1970's but quantities were insufficient for commercial exploitation. In 1983, a significant discovery of condensate and gas was made offshore. Production in the Saleh field began in 1984. Condensate production is currently about 5,500 bpd.

Saleh 6, drilled in 1986, did not live up to expectations and production has been falling sharply. Saleh 7, the latest well, has produced 1,750 bpd of oil and 14.8 mscf of gas under test. The offshore company RAKOPET (Ras Al-Khaimah Offshore Petroleum Company) operates the field on behalf of Wintershall AG and International Petroleum Corporation.

It was previously operated by Chevron, following that company's take-over of Gulf Oil. Early in 1986, the Ras al-Khaimah Government, in the shape of the Ras al-Khaimah National Oil Company, renegotiated the concession, and the Ras al-Khaimah Government now takes a royalty of 20 per cent on the condensate.

In April 1985, an lpg plant constructed by McDermott International at a cost of US\$50 million began operations. A maximum of 44 mcf of gas is brought ashore from the Saleh field and yields about 850 bpd of lpg sold to Dugas; 280 bpd of condensate is also derived from this source.

In September 1987, IPC received the entire onshore concession of over 500,000 acres.

Ajman Following the successful completion in 1983 of a first well (onshore — drilled by Sedco), the Ajman Government commissioned the Kuwaiti-owned Santa Fé International company to undertake further drilling. Condensates at a total rate of 400 bpd from two wells were indicated and this is insufficient to be viable commercially.

Offshore, a seismic survey was conducted by Western Geophysical Surveys (US) in the hope that Sharjah's Mubarak field will extend into Ajman territorial waters.

Umm al-Quwain This emirate is on the north/south line of the discoveries in Ras al-Khaimah, Sharjah and Dubai, but so far they have been unable to tap it. Exploration made several years ago came to nothing apart from a limited offshore gas find (which was later capped) and a more determined attempt by Texaco Deutsche to a depth of 17,000 ft was proved dry in 1983.

Fujairah Being entirely on the east coast and generally regarded as geologically different, Fujairah has not so far benefited from the newly discovered run in the west. Drilling in the past offshore has encountered nothing. BHP (Australia) drilled a well, which was dry, in Omani waters off Fujairah in 1985. Further drilling is to take place.

Purchasing power

Abu Dhabi Due notice should be taken of the composition of the Abu Dhabi population (see page 10). A high proportion of the immigrants are poor labourers from Pakistan, India and other countries. Generally, the market is a price one, not a quality-conscious one, in which competition from foreign suppliers is strong.

The Northern Emirates Dubai's extensive merchant community has grown affluent from the import/re-export trade. Imports, especially of consumer goods, bear little relation to the relatively small home market of the Emirates. Competition is fierce in several sectors of the market; price remains more important than quality in general, but the market in certain sectors is becoming increasingly quality-conscious.

Imports and exports

Abu Dhabi Abu Dhabi's needs are imported mainly from Europe, the USA and the Far East. In 1989, total imports into Abu Dhabi were approximately Dh 7.4 billion. In 1989 UK exports to Abu Dhabi were £155 million. There is a small re-export trade, mainly to other Gulf States.

Dubai and the Northern Emirates In 1989, total imports into Dubai were valued at Dh 22.5 billion cif. A large proportion of goods imported into Dubai is re-exported

to other Gulf States, Iran, Pakistan, India, etc., and this amounted to Dh 5.1 billion. In 1989, UK exports to Dubai and the Northern Emirates totalled £416 million.

The following trade figures include both Abu Dhabi and Dubai

IMPORTS BY PRINCIPAL COUNTRIES OF ORIGIN

Value in Million US\$	1986	1987	1988
Total	6,431	6,901	8,526
of which:			
Japan	1,174	1,240	1,400
United Kingdom	722	732	829
USA	622	579	810
Germany, Federal Republic of	550	623	607
Korea, Federal Republic of	197	309	432
Italy	298	298	381
France	342	294	289
China, People's Republic of	143	201	278
India	229	223	259
Saudi Arabia	188	183	219

EXPORTS BY PRINCIPAL COUNTRIES OF DESTINATION

Value in Million US\$	1986	1987	1988
Total	11,112	12,504	12,655
of which:			
Japan	5,474	4,954	4,846*
Korea, Republic of	325	456	587*
Singapore	287	489	573*
USA	355	658	560*
Oman, Sultanate of	407	348	522*
Thailand	54	129	222*
Taiwan	246	119	221*
Philippines	45	88	174*
Australia	83	121	171*
United Kingdom	98	141	131*

* Data derived from partner country for the entire year.

Source: IMF Direction of Trade Statistics, 1989.

Certain statistics on Abu Dhabi and Dubai trade (and production), and United Kingdom trade with the UAE, are available for personal research at the Department's Export Market Information Centre (EMIC) in 1-19 Victoria Street, SW1.

Local libraries normally hold United Kingdom trade statistics; more detailed figures on United Kingdom overseas trade can be obtained from the Statistical Office (Bill of Entry Section), HM Customs and Excise, Portcullis House, 27 Victoria Avenue, Southend-on-Sea, Essex SS2 6AL; tel: 0702 348944, ext. 7292/3 for imports, ext. 7294/5 for exports. A charge is made to cover the cost of the service.

Banks

The following is a selection of some of the major banks:

ABU DHABI

Arab Bank for Investment and Foreign Trade

PO Box 6733

Tel: 721900

Head Office: Sh Hamdan Street

Barclays Bank International

PO Box 2734

Abu Dhabi

Tel: 335313

Head Office: Sh Khalifa Street

Standard Chartered Bank

PO Box 240

Abu Dhabi

Head Office: Sh Hamdan Street

Tel: 330077

Branch:

Al Ain

PO Box 1240

Tel: 03-641253

Bank of Credit and Commerce International SA

PO Box 4021

Abu Dhabi

Tel: 337000

Head Office: Corniche Road

Branch:

Sh Ahmed bin Hamad Building

Sh Hamdan Street

PO Box 2255

Tel: 337000

Sub-branches are located in other parts of town.

Abu Dhabi Commercial Bank

PO Box 939

Abu Dhabi

Tel: 720000

Head Office: Electra Road

Bank of Credit & Commerce (Emirates)

PO Box 3865

Abu Dhabi

Tel: 321600

Head Office: Corniche Road (Glass Bldg.)

The British Bank of the Middle East

PO Box 242

Abu Dhabi

Head Office: Sh Hamdan Street

Tel: 332200

Branch:

Al Ain

PO Box 1147

Tel: 03-641812

Citibank NA

PO Box 999

Abu Dhabi

Tel: 341410

Head Office: Lulu Street

Branch:

Al Ain

PO Box 1430

Tel: 03-641090

Commercial Bank of Dubai Ltd

PO Box 2466

Abu Dhabi

Tel: 345700

Head Office: Sh Khalifa Street

The National Bank of Abu Dhabi

PO Box 4
Abu Dhabi
Head Office: Sh Khalifa Street
Tel: 335262

Branches:

- (i) Abu Dhabi International Airport (Arrival)
Tel: 757500
- (ii) Hilton Hotel—Abu Dhabi
Tel: 661900
- (iii) Al Ain
PO Box 1138
Tel: 03-642400
- (iv) Sh Hamdan Street
Tel: 334600

Grindlays Bank Limited

PO Box 241
Abu Dhabi
Head Office: Corniche Road
Tel: 330876
Branch:

Al Ain
PO Box 1100
Tel: 03-643400 (PBX)

Habib Bank AG Zurich

PO Box 2681
Abu Dhabi
Tel: 322838/9
Telex: 22205 SWBANK EM

DUBAI AND SHARJAH

Barclays Bank International

PO Box 1891	PO Box 1953
Dubai	Sharjah
Tel: 226158/9, 283116/7/8 and 223750	Tel: 06-355288/9
Telex: 45820	Telex: 68100
Fax: 282788	Fax: 543498

Standard Chartered Bank Ltd

PO Box 999	PO Box 5
Dubai	Sharjah
Tel: 520455	Tel: 06-357788
Telex: 45431	Telex: 68245
Fax: 526675	Fax: 546676

Grindlays Bank Ltd

PO Box 4166	PO Box 357
Dubai	Sharjah
Tel: 228171	Tel: 06-359998
Telex: 45618	Telex: 68011
Fax: 222018	Fax: 357046

National Bank of Abu Dhabi

PO Box 4436	PO Box 1109
Dubai	Sharjah
Tel: 226141	Tel: 06-377890
Telex: 45668	Telex: 68179
Fax: 226145	Fax: 361415

National Bank of Sharjah

PO Box 4
Sharjah
Tel: 06-547745
Telex: 68440
Fax: 543483

British Bank of the Middle East

PO Box 66	PO Box 25
Dubai	Sharjah
Tel: 535000	Tel: 06-350055
Telex: 45424	Telex: 68044
Fax: 531005	Fax: 374440

PO Box 1488

Deira
Tel: 227161
Fax: 28174

Commercial Bank of Dubai

PO Box 1709	PO Box 677
Dubai	Sharjah
Tel: 227121	Tel: 06-355201
Telex: 45468	Telex: 68116
Fax: 220943	Fax: 379858

Lloyds Bank International Ltd

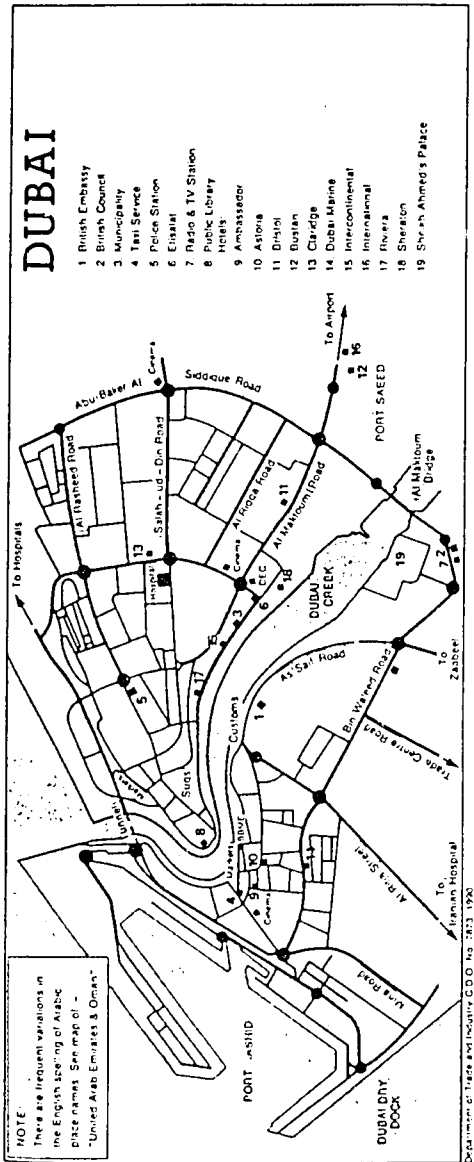
PO Box 3766
Dubai
Tel: 375005
Telex: 46450
Fax: 375026

National Bank of Dubai Ltd
 PO Box 777
 Dubai
 Tel: 222241/5
 Telex: 45421
 Fax: 215939

Habib Bank AG Zurich, Sharjah
 Al Arooba Street
 Abdul Rahim
 Al-Mulla Building
 PO Box 1166
 Sharjah
 Tel: 351268/9
 Telex: 68061 SHABIB EM
 Fax: 379958

Habib Bank AG Zurich
 Zaid Abdullah Galadari Building
 Nasser Square
 PO Box 3306
 Deira
 Dubai
 Tel: 232212/3
 Telex: 48600 MOBANK EM
 Fax: (9714) 235646

Bank opening hours are normally 8am to 12 noon,
 Saturdays to Thursday; inclusive.
 Some banks have introduced evening openings.



Import and exchange control regulations



The latest available information about import duties, import control regulations, taxes, and any other legislation in the United Arab Emirates affecting British exports, may be obtained from Overseas Trade Division (OTD) of the Department of Trade and Industry (see page 84).

Exchange control

There is no Exchange Control in the UAE. Transfers may be made freely to all parts of the world.

Customs duties

General:

Although UAE Customs authorities formally applied the Gulf Co-operation Council minimum tariff of four per cent on its inception, they have since reduced the general customs duties to one per cent. As in the GCC scheme, foodstuffs, medicines and basic materials for local industries continue to be exempted.

(a) Abu Dhabi:

Customs duties are levied on the cif value. Duty on alcoholic beverages is 25 per cent, and on cigarettes and tobacco products 31 per cent. Many items are exempt from duty, particularly foodstuffs, medicines and public sector imports.

(b) The Northern Emirates:

Throughout the Northern Emirates the rate of duty on alcoholic beverages, cigarettes and tobacco is 30 per cent.

(c) Dubai:

Customs duties are levied on the cif value. Some goods, including all transit cargo, are exempt from duty, although the customs authorities may call for a cash or bank guarantee as security, refundable to the owner of the goods, after their re-export outside the UAE. There are free zone facilities at Jebel Ali and at Port Rashid (Dubai).

(d) Sharjah:

Customs duties are levied on the cif value. Some goods are exempt from duty. There is a free zone at Port Khalid.

(e) Ras al Khaimah:

Customs duties are levied on the cif value. The rate of duty at the time of print on most goods is four per cent — the only current adherence amongst UAE ports to recent GCC regulations. Some goods are exempt from customs duty.

Import control

The following goods require an import licence:

- alcoholic beverages; arms and ammunition;
- narcotics, and agricultural pesticides.

Various items have other import controls on them, while some such as opium and any form of pornographic material are strictly prohibited.

Samples

There are no duties on samples imported into Abu Dhabi, provided that packaging is clearly marked to indicate that the goods are not for sale.

Import duty is not usually levied on samples imported into Dubai and the Northern Emirates. However, for those of high value such as jewellery, prior permission to import and arrangements for free entry must be made with the Director of Customs, preferably through a local sponsor or agent.

Samples taken in by visitors should be accompanied by an invoice showing the value and certificate of origin.

Forwarding/cleaning agents

Names and addresses of agents in the UAE and Oman are retained in the Overseas Trade Division (OTD) of the Department of Trade and Industry. Exporters wishing to avail themselves of this service can do so by writing to this Division, address on page 84.

Documentation

A commercial invoice giving full details is required. It should bear a supplier's certified statement of origin. There are no special requirements for the bill of lading. A certificate of origin issued by a Chamber of Commerce is required, bearing the name and address of

the producing firm. Authentication of the certificate is required for Abu Dhabi and Dubai. This may be done by the United Arab Emirates' Embassy, 30 Princes Gate, London SW7 or any other Arab embassy.

This procedure may be varied in certain circumstances to require reference via the Arab-British Chamber of Commerce, 6 Belgrave Square, London SW1X 8PH; tel: 071-235 4363; telex: 22171 AP ABRI G; fax: 071-245 6688. (See also page 92).

Port and warehouse facilities

Abu Dhabi's port, Mina Zayed, is operated by the Seaports Authority and provides 21 deep water berths, including a container terminal. Adequate warehousing is available.

There is no waiting time as there are adequate berths available to cover required capacity; and goods are cleared through customs without any particular problems, provided the paperwork is in order.

Dubai's Port Rashid is one of the busiest ports in the Gulf and has 35 berths. Container traffic now forms a large slice of business at the port and facilities for handling container traffic are second to none. The port also has ro-ro facilities. Warehouse facilities provide covered storage for imports and there are no storage charges for the first 20 days. Jebel Ali Port, 35 kms south-west of Dubai, has two kilometres of wharfage and is available with a Free Trade Zone. Container ro-ro facilities and cold stores are also available at Jebel Ali.

Sharjah's Port Khalid has 11 berths with container and ro-ro facilities. Port Khalid also has a Free Trade Zone. Sharjah's east coast territory of Khor Fakkan has a container terminal.

Ras al-Khaimah has an eight-berth port which is used mainly for the export of cement and aggregate. Fujairah port was built in 1982. One major US shipping line already uses the port on a regular basis and it is hoped to attract others when extension to the berthing facilities, currently under way, is completed.

Methods of doing business



General

Abu Dhabi Before Abu Dhabi's development got under way local businesspeople had little experience of international trading. This has changed dramatically since the oil boom began and most local companies now employ expatriate businesspeople to run their operations. The oil price crash in the mid-1980's brought about a much needed shake-out in the business sector and the practice of non-specialised agency collecting is quickly becoming unfashionable, particularly amongst the longer-established trading companies, many of which are beginning to specialise — in the sense of concentrating on their strengths. There are now competent local agents in Abu Dhabi for most products and services, although the market is still oil-sector dominated.

Overseas principals must nevertheless pay close attention to their local agents — who respond to and work better for those principals who visit regularly and show an active and continuing interest in this market. Given the predominance of tendering as a purchasing policy amongst the oil companies and government departments, UK companies must make a point of urging their local agents to monitor tenders closely, and to respond quickly and, whenever possible, positively when tender enquiries are referred to them.

Large orders in this market are sometimes lost because representatives of British firms do not have the necessary authority to sign on behalf of their companies. Manufacturers should therefore ensure that their representatives are empowered to make the final decision and preferably they should carry a letter to this effect. In this market there are often special circumstances which call for some slight adaptation of the product. Manufacturers should be prepared to do this, should the potential warrant it, and their representative be empowered to negotiate accordingly. Orders in this market may sometimes take longer to conclude than elsewhere; and business visitors should

arrange their visit to the area, so that their stay in Abu Dhabi can be extended, should this be necessary.

The Northern Emirates Local merchants are well acquainted with methods of financing foreign trade, and in this respect, even by European standards, are sophisticated. They have an acute business sense, and their reputation for business morality has on the whole been high. The more far-sighted merchants are aware that their future lies in diversifying. They are anxious to obtain as much as possible of the new business in more sophisticated lines such as plant and machinery.

Most firms now employ Levantine, Indian, and European managers, but expertise and technical knowledge is still at a premium. A large number of new businesses have been opened in the past few years, some of which have brought in more aggressive sales technique to challenge the older-established merchants.

Due to the increasing number of visitors, great pressure is being placed on the traditional Arab informality in business and visitors should, where possible, make appointments with merchants in advance. Business visitors should make every effort to spend at least three to four working days in this market.

The Northern Emirates, particularly Dubai, still offer plenty of opportunities to British exporters.

Appointments of agents

An agent may cover one Emirate or sometimes a group of Emirates (particularly Dubai and the smaller Northern Emirates). Whilst local firms with branches in Dubai and Abu Dhabi can theoretically cover the whole area effectively, exporters should seriously consider whether their interests would be better served by having a different agent in each market in view of their separate characteristics. Firms who are considering a single agent for the UAE should first consult one of the Regional Offices of the Department of Trade and Industry (see pages 96-99) or the Embassy, also *Overseas status information* on page 49 and Overseas Trade Division on page 84.

Agency legislation

ABU DHABI

The Federal Law on commercial agencies effective from 11 February 1982, and amended by Federal Law 14 of 1988, unifies the law and practice in each Emirate.

Only companies registered with the Federal Ministry of Economy and Commerce are entitled to act as agents.

All agents must be UAE nationals or companies wholly owned by UAE nationals.

For an agreement to be valid there must be a direct written agreement between the agent and the principal to the exclusion of others in the designated area.

Care should be taken in the selection and initial appointment of agents, because subsequent change can prove to be difficult and costly. For further information firms should contact the UAE desk at Overseas Trade Division (OTD) (see page 84) or the British Embassy at Abu Dhabi or Dubai.

Federal Commercial Law

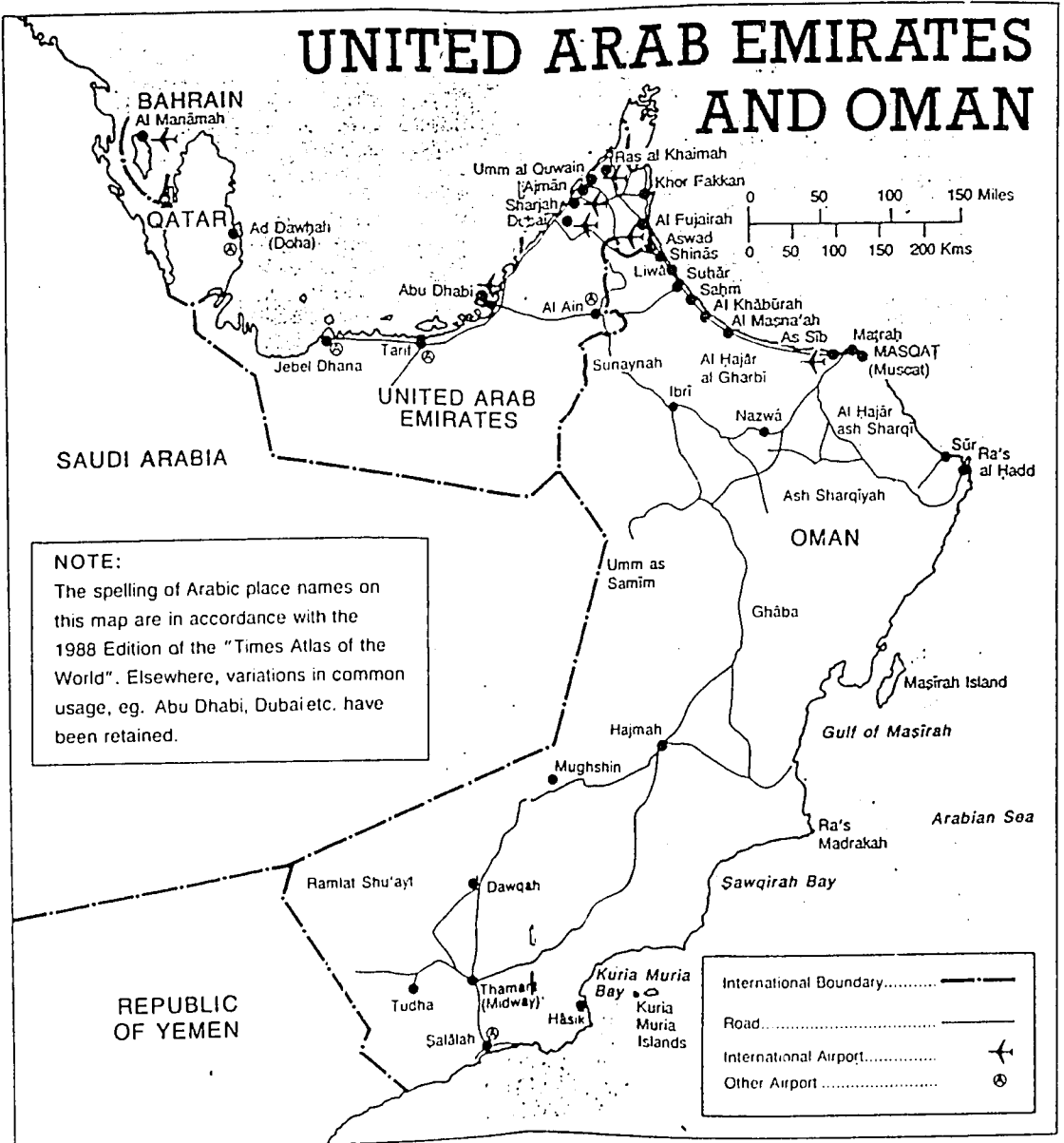
This law came into effect in 1984. Its main points are:

- (a) Every company formed in the UAE must have one or more members who are UAE nationals and whose total share is not less than 51 per cent of its capital. The only exception to this rule is for commercial agencies which must be 100 per cent locally owned.
- (b) All businesses in the UAE, with the sole exception of very small 'suq' (corner shop) concerns, must have one of the following forms; public shareholding company, private shareholding company, limited liability company, simple partnership, simple limited partnership, share partnership, joint ventures or branches. Further details are available from Overseas Trade Division (OTD), Department of Trade and Industry (see page 84), or from the British Embassy, Abu Dhabi or Dubai.

Overseas status information

Reports on the *suitability-for-purpose* of local firms as potential representatives or partners (joint venture or manufacture-under-licence) of British manufacturers can be obtained through the Overseas Trade Division of the Department of Trade and Industry (see page 84). There is a charge for each report.

UNITED ARAB EMIRATES AND OMAN



These reports are essentially not financial; and do not include credit assessments. Firms can also obtain reports, including credit assessments, from banks, credit enquiry agencies, protection societies and other similar institutions based in the United Kingdom.

Correspondence and trade literature

Ideally, correspondence and trade literature should be in Arabic as well as English, but the latter is read widely.

Should a large amount of trade literature be required by a business visitor, it is advisable for him to mail a supply by air to his hotel well in advance.

Terms of payment

Irrevocable letter of credit terms are normal, although cash terms are usually acceptable once satisfactory business relations with the local firm have been established.

Patents and trade marks

There is no written patent or trade mark law in the UAE. However, Federal Legislation is planned and there is some protection for trademarked goods through the offices of local Chambers of Commerce, if they are the subject of an exclusive agency agreement. Further protection may be obtained by the insertion of cautionary notices in the local press.

Ras al-Khaimah is alone in having its own trade mark law which was promulgated in 1974.

Price quotations

Prices should be quoted cif or c&f Abu Dhabi or Dubai. (See also *Incoterms*, under *Other Sources*, on page 93.)

Buying seasons

Capital goods are purchased throughout the year. The buying season for consumer goods tends to be at the beginning of the summer months (April to June), but this preference has much less significance than in previous years.

Advertising

British exporters are advised to consult their advertising agents, before embarking on an advertising campaign in the Emirates.

Alternatively, exporters can seek advice from the Overseas Press and Media Association, Eric Wolfensohn

Associates Ltd., Suite 14, 2nd Floor, Grafton House, 2/3 Golden Square, London W1R 3AD; tel: 071-323 0886; fax: 071-734 4033, or from the Institute of Practitioners in Advertising, 44 Belgrave Square, London SW1X 8QS; tel: 071-235 7020; fax: 071-245 9904.

Press There are a number of newspapers, both in Arabic or English; and they all accept commercial advertising. There is no specialist trade press as yet. Exporters wishing to advertise locally should contact Overseas Trade Division (OTD) (see page 84) for details of these publications.

Cinema The cinemas which show Indian films are closing, due to falling attendance brought about by the growth of the video industry.

Commercial radio and television Abu Dhabi Radio, PO Box 63, Abu Dhabi, broadcasts in English and Arabic for about 18 hours daily. Capital Radio, PO Box 6845, Abu Dhabi, broadcasts in English for about 17 hours daily. They accept commercial advertising.

Abu Dhabi Television, PO Box 637, Abu Dhabi, transmits in colour from Abu Dhabi and Al Ain. Transmissions can be received in all the Emirates and in parts of Oman and Qatar. The station is on the air for about eight hours daily. Advertising rates are reasonable and can be arranged through the above address.

UAE Radio, Dubai, PO Box 1695, Dubai, broadcasts a total of 18½ hours a day in the Arabic language. FM broadcasts from the station are effectively received in Qatar, Saudi Arabia, Bahrain, Kuwait, Iraq, Syria, Jordan and the Lebanon.

The FM service, in English, broadcasts music, request programmes etc., and news bulletins are carried at 07.30, 14.30 and 20.30. Advertising is accepted by both the Arabic and the English language stations.

There are also radio stations in Ras al-Khaimah and Umm al-Quwain.

Dubai's colour television service can be received throughout the Gulf States, Iran and areas of Saudi Arabia. The station also transmits on UHF. Apart from the Arabic channel, there is a separate English language channel which shows mainly imported British and American programmes. Both channels accept advertising.

Dubai TV and Radio advertising can be received in Abu Dhabi, though quality of reception is variable. Programmes from Qatar, Bahrain and Bandar Abbas are also received in the summer months.

Sharjah opened a colour television station in February 1989.

Exhibition Commercial and Information Officers of the British Embassy are prepared to advise British representatives in arranging special exhibitions of their products.

Trade fairs

A large number of specialised exhibitions are taking place at the Dubai Trade Centre, a purpose-built site for international fairs. The Centre is run by the Trade Centre Management Company, PO Box 9292, Dubai, UAE; tel: 472200. Exhibition facilities are also available at Abu Dhabi and Sharjah, but so far these have been used mainly for local events.

Details of all important exhibitions are published quarterly in the "Promotions Guide", a special supplement to *Overseas Trade* magazine.

Further information about these events, and about the special facilities available to British exporters, can be obtained from Fairs and Promotions Branch, Department of Trade and Industry, Dean Bradley House, 52 Horseferry Road, London SW1P 2AG; tel: 071-276 2494.

Part 2

Oman

General information



National flag: red, white and green, with crossed swords over a dagger in the red sector.

Background

Oman has been ruled by Sultan Qaboos bin Said since 1970. The country has no parliamentary system. A State Consultative Council was formed in 1981 to increase participation of the Omani people. Its members are appointed by the Sultan. Oman is a member of the Gulf Co-operation Council.

Area and geographical features

The Sultanate of Oman, situated at the eastern corner of the Arabian peninsula is larger than the states of the Lower Gulf, covering an area of 300,000 square kms. Its coastline is 1,700 kms long and extends from the Ras al-Khaimah Sheikdom near Bukha on the west side of the Musandam Peninsula to Bay'ah on the east, and from near the Sharjah dependency of K'iba to Ras Darbat Ali, where the province of Dhofar borders on the former People's Democratic Republic of Yemen, now amalgamated with the Yemen Arab Republic. Oman also borders on the United Arab Emirates and Saudi Arabia.

Population

No population census has been taken in Oman. A sample survey has been conducted in five towns only, hence precise population figures are not available. For government planning purposes, the population is assumed to be 1.5 million.

Principal towns

The capital area, stretching from Muscat through Mutrah and Ruwi to Seeb, has a population of between 250,000-300,000 which includes a large number of immigrant workers, mainly from India and Pakistan. Other towns include Sur, Nazwa and Sohar in the north (which tend to purchase via local offices of

Muscat-based agents) and Salalah (the only other centre of commercial interest) in the southern region of Dhofar.

Climate

For about four months, from December to the end of March, the climate is pleasant with temperatures ranging from 16°C (61°F) to 32°C (90°F). From April to October it can be exceedingly hot and damp, the worst months being May, June and July when the midday temperatures may reach 47°C (117°F) on the coast and humidity is over 85 per cent. The average rainfall in the Muscat area is about 93 millimetres, but is somewhat higher at Nazwa. Salalah enjoys light monsoon rain from late June to September.

The best time to visit the area is from September to March; not only is the climate then more tolerable for visitors, but many merchants are away from Muscat for long periods during the hot summer months. (See also *Official public holidays*, pages 58-59.)

Clothing

From the end of November to the end of March, medium-weight clothing is suitable, with cardigans sometimes worn for comfort during winter evenings. For the remainder of the year, and especially during May, June and July, men should wear cotton shirts and slacks.

Women will find loose-fitting silk or cotton dresses the most comfortable. Women should avoid dressing in a manner which will offend local susceptibilities (e.g. bare shoulders). Similarly, men should not wear shorts in summer. Evening dress is worn only on the more formal occasions.

Language

The official language is Arabic, but English is widely spoken in business and government circles. If a merchant does not speak English, he is likely to have an interpreter at hand.

Weights and measures

The metric system is in operation. Transactions in other measurements are illegal.

Social customs

Business visitors are recommended to seek the advice of the British commercial officer, regarding local social customs.

Health

Dysentery, TB, and eye diseases are endemic, but with normal precautions Europeans seldom suffer from more than upset stomachs. It is advisable to take anti-malarial tablets just before, during and after a visit to Oman. There are small hospitals in all provincial centres.

Electricity supply

The electricity supply is 220/240 volts, 50 cycles, single or three-phase. Plug fittings are generally three-pin flat. Lamp fittings are usually the bayonet type.

Religion

The main religion is Islam, of which the Ibadi rite is the official form. About a quarter of the population are Sunni Moslems; there are also some Shias and others.

Official public holidays

Friday is the main weekly holiday. Government offices are also closed on Thursday. Saturday and Sunday are normal working days.

Business representatives are advised to avoid visiting Oman during the month of Ramadan which ends with a four-day holiday (Eid al-Fitr).

The holidays marked with an asterisk are dependent on the Moslem lunar calendar and may differ by one or two days from the dates given. Information may be checked with the Oman Embassy, 44a Montpelier Square, London SW7; tel: 071-584 6782; fax: 071-225 0339, during the two months preceding a holiday. The Moslem year which begins on 26 August has only 354 or 355 days, so Moslem dates and holidays fall 10 to 12 days earlier each year on the Gregorian calendar.

	1990	1991
Lailat al-Miraj (Ascension of the Prophet Mohammad)	22 February	11 February
*Eid al-Fitr	28-30 April	14-17 April
*Eid al-Adha	2-4 July	21-24 June
*Islamic New Year	23 July	11 July
*Mawlid al-Nabi (Prophet Mohammad's Birthday)	1 October	20 September
National Day	19 November	19 November
Birthday of HM the Sultan	19 November	19 November

*These dates are subject to change.

In addition to the above holidays, the British Embassy is closed on the following days:

	1990	1991
New Year's Day	1 January	1 January
Queen's Birthday	25 March	N/K
Easter	14-15 April	29 March 1 April
Spring Bank Holiday	28 May	27 May
Christmas Day	25 December	25 December
Boxing Day	26 December	26 December

Hours of business

The main weekly holiday is Friday; Saturday and Sunday are normal working days.

Government offices:

07.30 to 14.30 Saturday to Wednesday;

Closed on Thursday.

(Starting times are a half-hour later and finishing times are one hour earlier during Ramadan)

Banks:

08.00 to 12.00 Saturday to Wednesday;

08.00 to 11.30 Thursday.

(Starting times one hour later during Ramadan)

Central Bank of Oman only works five days a week (Saturday to Wednesday).

Business establishments and bazaars:

Variable between 08.00 to 13.00 and 16.00 to 19.00

Saturday to Thursday.

British Embassy, including Commercial Section:

07.30 to 14.30 Saturday to Wednesday.

Local time is four hours ahead of Greenwich Mean Time.

Travel



Passports and visas

Business visitors may obtain short visas valid for stays of up to two weeks from Omani Embassies and Consulates abroad. The Omani Embassy in London is at 44a-44b Montpelier Square, London SW7 1JJ; (tel: 071-584 6782; telex: 918775 OMANYA G). Visas will normally be issued within five days. No sponsor will be required. Business visitors wishing to enter the country by road from the United Arab Emirates will be able to obtain visas from the Immigration Department Office at Buraimi or from the Omani Office in Dubai. Visas will be issued in cases of emergency on the day of application subject to applications being received by 09.00 hours. Transit visas are issued principally for persons whose journey is disrupted by circumstances beyond their control. Such visas are valid for twenty-four hours.

If a traveller's passport bears evidence of a visit or a proposed visit to Israel, Libya, South Africa or possibly the PDRY, it will be necessary to obtain a new passport to visit the Sultanate of Oman. Travellers who are likely to be affected by this situation should consult their nearest regional Passport Office in London, Liverpool, Glasgow, Newport (Gwent), Peterborough, Belfast, or if overseas, the nearest British Consulate or High Commission.

Documentation for travel to other Middle East countries

Visitors intending to go to other Middle East countries are strongly advised to obtain, before leaving Britain, any visa or other documentation which may be required.

Health regulations

International Certificates of vaccination against smallpox and cholera are not required. A check should be made with the airline/travel agent about current health requirements.

Currency

The unit of currency in the Sultanate of Oman is the *Rial Omani (RO)* comprising 1000 *Baizas*.

Notes are issued in the denominations of RO 50, 20, 10, 5, 1, 0.500, 0.250, 0.200, 0.100 and coins in 500, 250, 100, 50, 25, 10, 5 and 0.200 *Baiza* pieces.

Exporters should consult their banks for the current rate of exchange.

Internationally recognised credit cards are accepted, mainly in hotels, but also in some shops and restaurants.

Currency regulations

There are no restrictions on the amount of currency which may be taken into or out of Oman.

Customs formalities

Normally, no customs duties are levied on used personal effects. Duty is payable on items which the customs authorities consider are not part of a visitor's essential for travelling. Samples may be taken into the Sultanate by visitors provided they are declared as such and are produced again before departure, but it is at the discretion of the customs officials as to whether duty be charged on samples accompanying a visitor. (See *Samples* on page 75.) See also note on videos in *Censorship* section, page 74.

Income tax clearance

No income tax clearance certificate is required on departure from Oman.

Air travel to Oman

British Airways and *Gulf Air* operate flights from Muscat to London. Other international flights from Muscat are operated by:

MEA
Kuwait Airlines
Royal Jordanian Airlines (ALIA)
Yemen Airways
Air Lanka
Air Tanzania
Biman Bangladesh Airlines
UTA
Pakistan International Airlines
KLM
Air India

Saudi Arabian Airlines
 Thai International
 Kenya Airways
 Egypt Air
 Sudan Air
 Trans Mediterranean Airlines operate cargo flights.

Seeb International Airport is 27 miles from Muscat.
 There is an airport tax on departure.

Air travel in Oman

Oman Aviation Services operate an internal air service which includes a daily service to Salah (1½ hours by 'plane from Muscat).

Travel in Oman

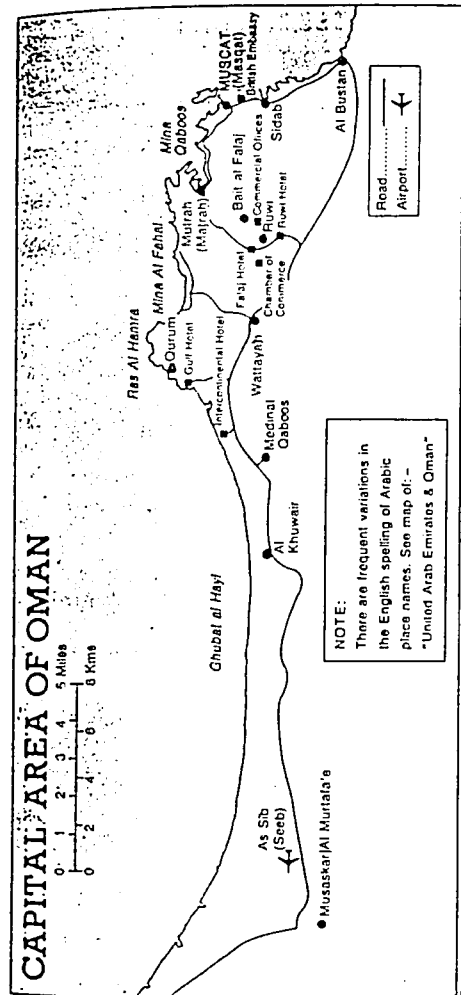
Taxis operate in the Capital area (Muscat/Mutrah/Ruwi/Seeb Airport). A scale of charges is displayed at the airport, but is not rigidly adhered to; and fares are subject to negotiation, preferably in advance of the journey.

Traffic travels on the right-hand side of the road.

Self and chauffeur driven car-hire facilities are available.

An urban bus service is in operation, but is not recommended for United Kingdom visitors.

There is also an express bus service linking Muscat with Salalah, 1,200 kms to the south (10 hours by road).



Hotels, restaurants and tipping



Hotels

The latest available daily rates are given below. Visitors are reminded that hotel tariffs are liable to alteration at any time and up-to-date information should be obtained at the time of booking.

		RO
<i>*Al Falaj Hotel</i>	Single	31.625
PO Box 5031	Double	39.000
Ruwi	(without food)	
	(inclusive municipality tax and service charge)	
Tel: 702311		
Telex: 3229 HOTEL ON		
Fax: 795853		
Location: In the commercial district of Ruwi, approximately six miles from Muscat.		

<i>Gulf Hotel</i>	Single	31.000
PO Box 4455	Double	38.000
Ruwi, Muscat	(without food)	
Tel: 560100	(+ 5 per cent municipality tax)	
Telex: 5416 GULFOTEL ON		
Fax: 560650		
Location: Approximately six miles from Ruwi.		

<i>Al Bustan Palace Hotel</i>	Single	45.000
PO Box 8998	Double	90.000
Mutrah	(without food)	
	(+ 15 per cent municipality tax)	
Tel: 740200/799666		
Telex: 5477 BUSHHO		
Fax: 799600		
Location: Approximately three miles from Muscat.		

<i>*Oman Sheraton Hotel</i>	Single	39.000
PO Box 6260	Double	46.000
Ruwi	(without food)	
	(+ 15 per cent municipality tax and service charge)	
Tel: 799899		
Telex: 3353 SHERATON ON		
Fax: 795791		
Location: Mutrah Business District.		

<i>*Ruwi Novotel</i>	Single	23.000
PO Box 5195	Double	28.000
Ruwi, Muscat	(without food)	
Tel: 704244	(+ 5 per cent municipality tax)	
Telex: 3456 RUWIOTEL ON		
Fax: 704248		
Location: Ruwi Business District.		

*Central to main business areas.

<i>Muscat Inter-Continental Hotel</i>	Single	40.000
PO Box 7398	Double	45.000
Mutrah, Muscat	(+ 15 per cent municipality tax)	
Tel: 600500		
Telex: 5491 HICMCT ON		
Fax: 600012		
Location: Approximately eight miles from Ruwi.		

<i>Seeb Novotel</i>	Single	28.000
PO Box 1069	Double	33.000
Seeb Airport	(+ 5 per cent municipality tax)	
Tel: 510300		
Telex: 5199 SEEB NOVO ON		
Fax: 510055		
Location: Next to Airport.		

<i>Muscat Holiday Inn</i>	Single	28.000
PO Box 2185	Double	33.000
Seeb Oman	(+ 15 per cent municipality tax and service charge)	
Tel: 697123		
Telex: 5644 HOLINN ON		
Fax: 697789		
Location: Approximately eight miles from Ruwi.		

There is one first-class hotel in the Salalah area:

<i>The Holiday Inn</i>	Single	31.500
PO Box 18870	Double	37.500
Salalah	(+ 15 per cent municipality tax and service tax)	
Tel: 235333		
Telex: 7638 HOLISAL ON		
Fax: 235137		

There is one motel in the Nizwa area:

		RO
<i>Nizwa Motel</i>	Single	21.000
PO Box 26812	Double	28.350
Nizwa	(Inclusive of municipality tax)	
Tel: 410500		
Telex: 8001 NIZHOTEL ON		
Fax: 410537		

Tipping

It is not necessary to tip in addition to the 10 per cent service charges. Negotiated taxi fares include a tip.

Restaurants

The hotels listed above have restaurants which are open to non-residents. There are other restaurants. These include the following:

Candles
Ruwi
Tel: 705126

La Temazza
Qurum
Tel: 564252

Mumtaz Mahal
Qurum Roundabout
Tel: 563850

The Taj Restaurant
Mutrah
Tel: 796880

New Omar Khayyam
Ruwi
Tel: 703035

The Tandoor
Darsait
Tel: 701184

The Golden Oryx
Fuwi
Tel: 702266

Airport Restaurant
Seeb Airport
Tel: 519237

Communications



Post

Ordinary and registered air mail arrives and leaves Muscat daily. Surface mail between Muscat and Britain takes from two to three months.

British exporters are advised to despatch all mail by air.

Telex

Messages may be sent from the public counter at the GENTEL office in Muscat.

Rates to Britain:

Three-minute call:

RO 4.8 (minimum), plus RO 1.6 each additional minute.

Telephone

There is a radio-telephone link between Muscat and the Gulf ports, London and other European capitals. The charge for a telephone call to Britain is RO 4.8 for three minutes (minimum) and RO 1.6 for each additional minute. (Between 9pm and 6am there is a 25 per cent reduction in cost).

The international code to be dialled from Oman is 00 44 (then drop the first zero from the UK code, e.g. 071-215 4388 becomes 00 44 71 215 4388).

Economic factors



General

Before the accession of the present Sultan in 1970, Oman was a backward, almost medieval state, possessing just 10 kms of asphalted road, three schools and one hospital. Rapid strides have been made since then and today, Oman boasts most of the elements of a modern infrastructure, including a University, 650 schools, 12 hospitals and a stock exchange.

This rapid development was made possible by oil, which was first produced in commercial quantities in 1967. Oman's reserves of oil were estimated to be 4.2 billion barrels in 1989, which are set to last another 20 years or so at current rates of production.

Oman's economy is heavily dependent upon oil. It accounted for 78 per cent of government revenues in 1989 and 45 per cent of GDP and 95 per cent of export receipts in 1988. Fluctuations in the price of oil have had a direct effect upon the economy. The country has weathered the oil price shocks of the mid-eighties better than most of its neighbours, owing in part to prudent economic management by the Oman Government. Reduced oil revenues have set a premium on diversification of the economy away from oil into agriculture, fisheries and industrialisation. Providing employment for the country's rapidly growing population is an economic and social imperative.

Development plans in all key sectors are currently in progress, with the aim of creating a rolling 10-year National Development Plan for 1991-2000. Major opportunities are likely to be in the oil and gas, power generation, water and sewerage, agriculture and fisheries sectors. Consumer goods, education and health care will also offer opportunities for exporters.

Britain has enjoyed an especially close relationship with Oman which dates back to the 17th century. British products and services have done well in Oman and the United Kingdom enjoys one of its highest market shares there anywhere in the world.

Imports and exports

IMPORTS BY PRINCIPAL COUNTRIES OF ORIGIN

Value in Million US\$	1986	1987	1988
Total	2,397.7	1,822.5	2,735.4
of which:			
United Kingdom	430.6	268.0	671.6*
United Arab Emirates	447.8	382.5	573.7*
Japan	343.0	271.4	383.5*
USA	182.3	122.1	142.7*
Germany,			
Federal Republic of	215.3	146.4	104.1*
Italy	78.1	45.2	89.5*
India	53.8	67.6	74.3*
France	85.6	65.6	71.0*
Netherlands	96.0	82.0	62.8*
Switzerland	22.8	17.8	45.1*

EXPORTS BY PRINCIPAL COUNTRIES OF DESTINATION

Value in Million US\$	1986	1987	1988
Total	2,671.1	3,167.5	3,174.2
of which:			
Japan	1,486.0	1,297.9	1,533.5*
Korea, Republic of	399.7	429.3	588.6*
United Kingdom	118.7	74.1	239.4*
Taiwan	213.3	354.1	165.9*
Brazil	0.0	108.5	112.1*
USA	38.6	209.0	72.5*
Thailand	156.2	105.2	65.8*
Philippines	0.0	52.1	63.7*
China,			
People's Republic of	0.1	0.1	40.4*
Italy	10.9	85.8	35.9*

* Data derived from partner country for the entire year.

Source: IMF Direction of Trade Statistics, 1989.

Certain statistics on Oman's trade (and production), and United Kingdom trade, are available for personal research at the Department's Export Market Information Centre (EMIC) in 1-19 Victoria Street, SW1.

Local libraries normally hold United Kingdom trade statistics; more detailed figures on United Kingdom

overseas trade can be obtained from the Statistical Office (Bill of Entry Section), HM Customs and Excise, Portcullis House, 27 Victoria Avenue, Southend-on-Sea, Essex SS2 6AL; tel: 0702 348944, ext. 7292/3 for imports, ext. 72924/5 for exports. A charge is made to cover the cost of the service.

Banks

	Legal Status	Tel/Telex/Fax Location (of HO)
<i>Central Bank of Oman</i>	Government	Tel: 702222
PO Box 4161		Telex: 3794
Ruwi		MARKAZION
(President and Deputy Chairman Dr Abdul Wahab Khayata)		Fax: 707913 Mutrah Business District

<i>Oman Bank of Agriculture & Fisheries</i>	Government	Tel: 701761/701763
PO Box 6077		Telex: 3046
Ruwi		AGFIBANK
(General Manager: Mr Saad Musa Al Janaibi)		ON Fax: 795204 Mutrah Business District

<i>Oman Development Bank (SAO)</i>	Government	Tel: 738021
PO Box 309		Telex: 5179
Muscat		ODEBE ON
(Chairman: HE Mohd Bin Moosa Al Yousuf General Manager: Mr Bechir Ben Othman Asst. Manager: Amir Baqer Habib)		Fax: 738026 Al-Bab-Al Kabeer Street Muscat

<i>Banque Paribas</i>	Foreign	Tel: 798012/798013
PO Box 4507		Telex: 3900
Ruwi		PARIBAS ON
(Manager: Mr Salim Halim Mouawad)		Fax: 707782 Al Burj Street Greater Mutrah

	<i>Legal Status</i>	<i>Tel/Telex/Fax Location (of HO)</i>		<i>Legal Status</i>	<i>Tel/Telex/Fax Location (of HO)</i>
<i>The British Bank of the Middle East</i> PO Box 3240 Ruwi (Area Manager: Mr R C Allenby)	Foreign	Tel: 799920 Telex: 3110 BBME ON Fax: 704241 Mutrah Business District		<i>Bank of Baroda</i> PO Box 7231 Mutrah (Senior Manager: Mr C B Chhaya)	Foreign Tel: 714549/ 714559 Telex: 5470 BARODA ON Fax: 714560 Mutrah Corniche
<i>Citibank NA</i> PO Box 8994 Mutrah (Manager: Mr M Zahran)	Foreign	Tel: 795765 Telex: 3444 CITIBK ON Fax: 795724 Mutrah Business District		<i>Bank of Oman, Bahrain & Kuwait</i> PO Box 4708 Ruwi (General Manager: Mr Iain A Marnoch)	Foreign Tel: 701528 Telex: 3290 OBK ON Fax: 705607 BOBK Bldg. Greater Mutrah
<i>Grindlays Bank plc</i> PO Box 3550 Ruwi (Manager: Mr W S Harley)	Foreign	Tel: 70313/ 704035 Telex: 3393 + 3219 OMAN GRINDLY ON Fax: 706911 Mutrah Business District		<i>Oman International Bank</i> PO Box 4216 Ruwi (General Manager: Mr J R Wright)	Local Tel: 793450 Telex: 3364 OMINBNK ON Fax: 707328 Near Ruwi Roundabout
<i>Bank of Muscat (SAOA)</i> PO Box 6326 Ruwi (General Manager: Mr Y C Desai)	Local/ Foreign	Tel: 701769 Telex: 3708 BKMUSCAT ON Fax: 707806 Greater Mutrah		<i>Standard Chartered Bank</i> PO Box 5353 Ruwi (General Manager: Mr J M Morrison)	Foreign Tel: 703999 Telex: 3217 SCBMUS ON Fax: 796864 Al Jaame Street Ruwi
<i>Al Bank Al Ahli Al Omani S/O</i> PO Box 3134 Ruwi (General Manager: Mr M C Miaille)	Local/ Foreign	Tel: 703044/ 703137 Telex: 3450 BKAHLI ON Fax: 793536 Greater Mutrah			
<i>Oman Arab Bank S/O</i> PO Box 5010 Ruwi (Managing Director: Mr Abdul Kader Askalan)	Foreign	Tel: 706265/ 706266/706267 Telex: 3285 ARABNK ON Fax: 797736 Mutrah Business District			

Import and exchange control regulations



The latest available information about import duties, import regulations, taxes, and any other legislation in the Sultanate of Oman affecting British exports, may be obtained from the Overseas Trade Division (OTD), Department of Trade and Industry (see page 84).

Export licensing

The export of most goods from the United Kingdom is unrestricted, but some items are subject to control, sometimes temporarily. Exporters should check the current position with the DTI's Export Control Organisation at Kingsgate House, 68-74 Victoria Street, London SW1E 6SW; tel: 071-215 8020/8032; telex: 936069 DFIKH G; fax: 071-215 8521.

Import licensing

Import licences are required only for alcoholic drinks, fire-arms, narcotics, explosives and a few other restricted or prohibited items.

Customs duty

Customs duties are levied on the c&f value. The rate of duty on most items is five per cent. Protective tariffs are granted to local manufacturers, but some goods such as certain foodstuffs are exempt from duty. Goods produced in member countries of the Gulf Co-operation Council (with some exceptions) are duty-free, subject to production of Certificate of Origin.

Censorship

In the interests of preserving public morals and in conformity with the ideals of the State, Royal Decree 45/76 introduced censorship on films (including trade, advertising etc.), sound-tracks, tape-recordings, records, stage shows, public broadcasts and advertising for any of these. It also required all foreign language films to have Arabic subtitles before they can be shown in the Sultanate.

All books and other publications should be submitted to the Ministry of Information and Culture, before being sold or distributed in the Sultanate. Video cassettes are also subject to censorship.

Quarantine

Royal Decrees have been issued, empowering the Minister of Agriculture, Fisheries, Petroleum and Minerals to impose quarantine restrictions on:

- (i) Animals and animal products and various items of animal equipment;
- (ii) Plants and plant products, soil, seeds etc.

Samples

Samples brought into the country are liable to duty, the same as any other goods.

Bona fide unsaleable commercial samples, in reasonable quantities, may be sent by post or as air freight and no duty is charged. Such samples should have a declaration that they are samples. (See also *Customs formalities* on page 61).

With the exception of a few items, import duties in Oman are levied at five per cent. For samples of high value, e.g. jewellery, the value of the bank guarantee necessary is calculated on the basis of the appropriate duty. Arrangements should be made for a bank in Oman (see list of banks on pages 71-73) to issue a guarantee in Rials Omani, which should be given, with an itemised list (in duplicate) of the samples, to the customs officer on arrival. On departure, the items will be checked against a copy of the list and customs duty must then be paid on the items not re-exported. The bank guarantee will then be given back to the returning visitor.

Importers/agents

Names and addresses of importers/agents in Oman are held in the Overseas Trade Division (OTD) of the Department of Trade and Industry. Exporters wishing to use this service can do so by contacting this Division, the full address of which is on page 84.

Documentation

A commercial invoice and an Arab-British Chamber of Commerce Certificate of Origin are required for the export of goods to Oman. The commercial invoice must be a supplier's invoice and may not originate from agents or representatives of importers. It should be a supplier's certified statement of origin.

The commercial invoice and certificate of origin must be legalised by the Oman Embassy in London.

Further information on documentation regulations can be obtained from OTD (see page 84).

Parcel post import regulations

The postal authorities are required to deliver a statement to the customs within 24 hours of arrival of the mail. Postal parcels will be examined and assessed by an appraiser, and if it appears that the value of the parcel is intentionally falsely declared by the sender, the parcel will be confiscated and released only on payment of the customs duties, plus a fine.

Port and warehouse facilities

If goods cannot be cleared at once, they are kept free of charge in the customs warehouse for five days, after which demurrage is levied. Storage space in the customs warehouse is adequate for medium-size consignments, but large consignments are left in the open until they are collected.

Methods of doing business



Appointment of agents

Oman is a small market for many commodities. It is often difficult to find agents with technical staff capable of dealing with other than simple problems, but this situation is improving. Any of the Regional Offices of the Department of Trade and Industry (see pages 96-99) can help with the appointment of agents (see also *Overseas status information* on page 78).

Agency legislation

Royal Decree 26/77 dealing with the Commercial Agencies Law, issued on 9 May 1977, governs the rules and regulations to be followed by local firms importing goods into Oman or operating a *Commercial Agencies business*.

All companies engaging in *Agency* type business must be registered and have their principal office in Oman, and Omanis must hold at least 51 per cent of the company's shares.

The law empowers the Minister for Commerce and Industry to ban products and merchandise of manufacturers and suppliers who do not have an independent commercial agent.

An official translation of the decree may be obtained from Overseas Trade Division (OTD) (see page 84).

With effect from 1 December 1978, the Ministry of Commerce and Industry introduced a regulation whereby only Registered Traders will have the authority to import goods.

All importers are required to produce the following documents with their completed Bill of Entry:

1. An Import Registration Certificate;
2. A Commercial Registration Certificate;
3. A Sole-Agency Certificate for automobiles, machinery, electric and electronic items.

Any importer who is unable to produce the necessary certificates or quote the reference numbers will be unable to clear his goods.

Visits by British principals and representatives

British business visitors to Muscat are encouraged to call at the British Embassy, if they require assistance. The number of callers is large, and business representatives are advised to telephone for an appointment to avoid unnecessary waiting.

Price quotations

Prices should be quoted c&f Muscat or Salalah, as appropriate. (See also *Incoterms*, under *Other Sources*, on page 93.)

Buying seasons

There are no clearly defined buying seasons for capital or consumer goods.

Overseas status information

Reports on the *suitability-for-purpose* of local firms as potential representatives or partners (joint venture or manufacture-under-licence) of British manufacturers can be obtained through the Overseas Trade Division (OTD), Department of Trade and Industry (see page 84). There is a charge for each report.

These reports are essentially not financial; and do not include credit assessments. Firms can also obtain reports, including credit assessments, from banks, credit enquiry agencies, protection societies and other similar institutions based in the United Kingdom.

It should be noted, however, that the *Oman Banking Law of 1974* forbids disclosure of such information without the consent of the customer.

Correspondence and trade literature

Correspondence and trade literature in English is acceptable, but trade literature in both English and Arabic is preferable.

Should a large amount of trade literature be required by a business visitor, it is advisable for a supply to be forwarded by air to the visitor's hotel in advance of his or her arrival.

Terms of payment

Irrevocable letter of credit terms are normal and cad terms are common, but there is an increasing tendency for credit terms to be granted to the more established importers.

Debt collection and disputes

Disputes are dealt with by the Authority for Settlement of Commercial Disputes (ASCD) which is an independent tribunal. There is also an appeal mechanism.

It is not part of the responsibility of the British commercial officers to collect debts, but some assistance is given with such problems when possible. The banks are also helpful in these matters.

Patents and trade marks

A new trade mark law came into effect on 1 January 1987. Registration of trade marks is dealt with by the Ministry of Commerce and Industry.

Advertising

British exporters are advised to consult their advertising agents, before embarking on an advertising campaign. There are several advertising agencies in Muscat and advertising is permitted in the press and on television.

Alternatively, exporters can seek advice from the Overseas Press and Media Association, Eric Wolfensohn Associates Ltd., Suite 14, 2nd Floor, Grafton House, 2/3 Golden Square, London W1R 3AD; tel: 071-323 0886; fax: 071-734 4033, or from the Institute of Practitioners in Advertising, 44 Belgrave Square, London SW1X 8QS; tel: 071-235 7020; fax: 071-245 9904.

Press The following is a list of the main periodicals circulating in Oman. The local publications mentioned have very little circulation outside their own area. All the publications quoted, except *Jund Oman* and *Al Markazi*, will accept commercial advertisements:

<i>Oman</i>	Daily Arabic language newspaper
	Muhammed al Taiyy
Editor	Hamoud Salim al Siyabi
Address	PO Box 6002, Muscat
	Tel: 701555
Circulation	10,000
<i>Al Watan</i>	Daily Arabic language newspaper
Editor	Muhammed al Taiyy
Address	PO Box 463, Muscat
	Tel: 591919
Circulation	20,000

- Khaleej Times* Daily English language newspaper based in Dubai (widely read in Oman)
- Muscat Journalist Arif Ali
Address PO Box 6305, Ruwi
Tel: 700895
- Circulation 60,000 Gulf-wide
- Oman Daily Observer Daily English language newspaper Produced by Ministry of Information
- Editor Said al Harthy
Address PO Box 6002, Ruwi
Tel: 701555
- Circulation Unknown, but larger than other English language newspapers
- Times of Oman* Weekly English language newspaper (Thursday)
- Editor Mr A N Cushing (the owner's son, Mr Anees bin Essa al Zedjali, is also described as 'Editor')
- Address PO Box 3770, Ruwi, Muscat
Tel: 701953
- Circulation 6,000
- Al Aqida* Weekly illustrated Arabic language magazine (Saturday)
- Editor One of the best of its type in Oman
Said al-Samhan al-Kathiri
- Assistant Editor Hussain Karim
Address PO Box 4001, Ruwi
Tel: 701000
- Circulation 18,500
- Al-Usta* Weekly illustrated Arabic language magazine, title means 'The Family' and content tends towards the domestic
- Owner Sadiq Hassan Abdowani
Address PO Box 7440, Muttrah
(Office is in Nassib Building, Ruwi)
Tel: 794922/794923
- Jund Oman* Monthly illustrated Arabic language magazine
- Produced by Ministry of Defence
Specialised subject matter
- Supervisor HE The Deputy Minister for Security and Defence
Address PO Box 113, Muscat
- Oman Today* English quarterly magazine—guide to Oman and forthcoming events
- Owner Saleh Talib
Editor Mark Mallett
Address PO Box 5616, Ruwi
Tel: 799388
- Al-Aduaa* Fortnightly economic/social illustrated Arabic language magazine
- Reappeared in summer 1977 after absence of one year
- Editor Habib Nasib
Address PO Box 580, Muscat
Tel: 704353
- Circulation 10,000
- Al-Nahda* Fortnightly illustrated Arabic language magazine
- Address PO Box 6303, Muttrah
Editor Taleb Said al Meawaly
Tel: 734534
- Al Markazi* Monthly Arabic language magazine
- Produced by the Central Bank of Oman
Economic and statistical subject matter
- Editor Edited by Editorial Board
Tel: 702190
Address PO Box 4161, Ruwi, Muscat
- The Commercial* Monthly magazine
- Produced by Oman Advertising Agency
In Arabic and English
First edition issued 1 November 1978
- Editor Mr Nello
Address PO Box 5002, Muscat
Tel: 705972

**FRUIT & VEGETABLE
IMPORTERS,
EXPORTERS &
WHOLESALEERS**

ABU AL HASAN TRADING EST.

P.O. Box 5097, Dubai

Location

Hanriya Central Market, Deira Dubai

Tel: +971-4-666713

Fax: +971-4-668632

Activity

Importers, Exporters & Wholesalers of
all kinds of fresh fruits and vegetables.

AL AZEEZIA TRADING CO.

P.O. Box 16173, Dubai

Location

Shop No. 51, Vegetable Market

Hanriya

Tel: +971-4-664208

Mobile: 050-528753

Cable: Azisia

Fax: +971-4-668592

Pager: 9742969

Key Personnel

Ali Baksh

Activity

Importers, Exporters, Wholesalers,
Retailers, Distributors & Commission
agents for all kinds of foodstuff, fresh
fruits & vegetables.

Import Region:

Throughout the Gulf

Contact Executive:

Rajan Daniel (Raju)

Bankers: Bank Saderat Iran.



AL-AZEEZIA TRADING CO. شركة العزيزية للتجارة

IMPORTERS, EXPORTERS & COMMISSION AGENTS FOR
ALL KINDS OF FRESH VEGETABLES, FRUITS & FOODSTUFF.

Shop No. 51, Veg. Market, Hamriya, Dubai, U.A.E.
P.O. Box 16173, Tel: 04-664208, Cable: AZISIA, Fax: 04-668592, Pager: 9742969



ORIENTAL CARPET HOUSE & ANTIQUE

TEL: 322459, FAX: 971-2-344617
P.O. BOX 26052, AL NASR STREET
ABU DHABI - U.A.E.



ANTIQUÉ BRANCH: TEL: 346633

بيت السجاد الشرقي والتحف القديمة

تلفون: ٣٢٢٤٥٩ فاكس: ٩٧١-٢-٣٤٤٦١٧
ص ب: ٢٦٠٥٢ شارع النصر
ابوظبي - ا.ع.م.

فرع التحف القديمة: هاتف ٣٤٦٦٣٣

ABU AL HASAN TRADING EST

Pick up the ripe fruit and vegetables

P.O. Box 5097 DUBAI TEL: 04-666713 FAX: 04-668632



YOU'RE ON THE RIGHT TRACK

- 21 Deepwater berths of up to 13 metres draft
- 4 Container berths with total length of 920 meters
- 3 Container gantry cranes of 40 tonnes lifting capacity
- Operating 24 hrs/day, 365 days/year
- Very attractive port dues and Cargo handling charges
- Bunkering facilities
- Cold storage and reefer points
- Covered and open storage areas
- Mobile cranes of upto 150 tonnes capacity
- Straddle Carriers, forklifts and tractors
- Container Freight Station
- Computer support services

SPECIAL ARRANGEMENTS FOR TRANSHIPMENTS TO THE UPPER GULF PORTS

SEA PORT AUTHORITY, ABU DHABI
P.O. Box 422, Abu Dhabi - U.A.E.
Tel: (971 2) 730600, 725600
Tel: 22731 PORTEX EM
Fax: (971 2) 731023
Mktg. & Sales Tel: (971 2) 720051
Fax: (971 2) 730432, 783432



مؤسسة علي محمد البريكي للخضار والفواكه ALI MOHD. AL BRAIKI FRUITS & VEG. EST.

SHOP NO. 65 HAMRIYA CENTRAL MARKET, AL KHALEEJ STREET, DEIRA, DUBAI

IMPORTERS & EXPORTERS. DISTRIBUTORS & COMMISSION AGENTS. RETAILERS & WHOLE SALERS
ALL KINDS OF FOODSTUFFS. FRESH & DRY FRUITS. VEGETABLES, GINGER, GARLIC, ONION, EGG,
FISH, MEAT, TEA, SPICES, INEDIBLE TALLOW & JUTE PRODUCTS.

P.O. Box No 3720 DEIRA DUBAI U.A.E. TEL: (9714) 623969 663906 623970 TLX: 49800 MIVFA E.M. FAX: (9714) - 692410.



FALCON INTERNATIONAL

P.O. Box 3592 Dubai, United Arab Emirates

An established and leading name in Imports, Exports & Wholesale trade of
Fruits, Vegetables & Foodstuff

Falcon International Fruits Est.
Falcon Foodstuff Trdg. Est. &
Group Companies
Hamriya Fruit Market, Dubai

Import Div. Tel: +971-4-664974 (4 lines)
Shops Tel: +971-4-668178/622411/694654
Tlx: 46968 FALCON. EM, Fax: +971-4-664540

FALCON INTERNATIONAL FRUITS EST.

P.O. Box 3592, Dubai
Location
Shop No. 27
Hamriya Central Market, Deira
Tel: +971-4-664974 (4 Lines) / 622411 (Shop)
Tlx: 46968 FALCON EM
Fax: +971-4-664540

Key Personnel
M.M. Moideen - Managing Partner
Group Activity
Importers, Exporters, Dealers,
Distributors, Retailers, dealing in about 150

Items in foodstuff, fruits & vegetables with business contacts of 27 countries all over the world.

Specialising in Garlic, Ginger, Coconut, California Carrots, Eggs, Rice, Pappad, Tea, Dhall, Curry Powder (10 varieties), Pickles (14 varieties) fresh fruits and vegetables, canned fruits, Desiccated Coconut Powder, Coconut Milk

Powder, processed foods etc.

Comments
An established and leading name in Imports, Exports and wholesale trade of foodstuff, fruits & vegetables. Largest importer of Indian vegetables by air.

Associates:
Falcon Foodstuff Trading Co.
Hamriya Central Market
Tel: 04-664974

Akka Fruits & Vegetables Imports Est.

Al Shaab Colony (Retail Outlet)
Tel: 04-691213 / 624052
Contact Executives:
S. Parama Shivan
A. Abdulla

GHULAMI TRADING COMPANY

P.O. Box 7965, Dubai
Location
06, Hamriya Central Market
Hamriya, Deira
Tel: +971-4-661484 / 661557
Fax: +971-4-668592
Pager: 9742969

Key Personnel
Ali Ghulami
Activity
Importers, Exporters, Wholesalers, Retailers, Distributors & Commission Agents for all kinds of foodstuff, fresh fruits & vegetables.
Import Region: India, Pakistan, Sri Lanka, Holland, New Zealand, Iran.
Export Region: Throughout the Gulf
Contact Executive:
Rajan Daniel (Raju)
Bankers:
Bank Saderat Iran.

GOLD FRUIT INTERNATIONAL

P.O. Box 6349, Dubai
Location
Shop No. 108, Hamriya Market
Tel: +971-4-668875
Tlx: 47653 MBARI EM
Fax: +971-4-661920
Key Personnel
Mohd. Ali
Kunju
Bapputty
Activity
Importer exporters, wholesalers, retailers commission agents for all kinds of fresh fruits & vegetables.
Exclusive dealers in Garlic, Ginger & Coconut.

SCORE AGRO PRODUCTS

Exporters of fresh fruits (Mango, Guva, Grapes, Papaya & Indian Fruits) Onions, Fresh Vegetable, Garlic, Ginger, Spices, Masala, Papad, Pickles, Coffee.

720/17, Navi Peth "VIJAY",
Pune - 411 030 (INDIA)
Tel: (0212) 349549, 349565
Fax: 91-212-349554

Refer main data under Electronic Equipment & Instruments suppliers.

GREENHOUSE SUPERMARKET

P.O. Box 5927, Sharjah
Location
Opp. Geco Marine, Al Wahda Street
Tel: +971-6-332218 / 332219 H. Office
+971-6-594649 (Al Wahda Supermarket)
Tlx: 68441 GREENS EM
Fax: +971-6-336331
Activity
Refer Main Data Under Super Markets.

JALAL AKBAR & SONS

Address: D-32, Al-Hilal (C.H.S.)
Opposite Wholesale Fruit Market
University Road
Karachi - 74800, Pakistan.
Tel: +92-21-4039170 / 4930277 /
Res: 021-4550135
Tlx: 232777 SANA PK
Fax: +92-21-4555391 / 4935946
Activity
Importers, Exporters & Commission Agents for all kinds of fresh fruits and vegetables.
Refer ad. page no. 237.

JALEEL TRADERS

P.O. Box 3262, Dubai
Location
No. 2, Hamriya Central Market, Deira
Tel: +971-4-694395 / 632711
Tlx: 47277 JALIL EM
Fax: +971-4-661366
Key Personnel
M.V. Kunhumammad
Abul Hassan
Activity
Importers, Exporters, Commission Agents & Wholesalers for all kinds of fruits, vegetables and foodstuff.
Foodstuff Division:
Tel: 04-694652 Hamriya Central Market
Commercial Division:
Shop No. 121, Tel: 04-694282
Shop No. 131, Hamriya Central Market
Tel: 04-694035
Shop No. 6, Deira Fish Market
Tel: 04-261877
Shop No. 103, 105, Sharjah Veg. Souk
Tel: 06-545366.
Refer ad. next page

JAMAL ABDULLAH AHMED AL KHATTAL

P.O. Box 4577, Dubai
Location
Shop No. 94, Hamriyah Fruit Market
Deira
Tel: +971-4-663599 / 695717
Fax: +971-4-623175
Key Personnel
Jamal Abdullah Ahmed Al Khattal
Activity
Importers, Exporters, Wholesalers, Retailers, Distributors and Commission agents for all kinds of fresh fruit and vegetables.
Import Region:
India, Pakistan, Sri Lanka and Far East.
Export Region:
Throughout the Gulf
Contact Executive:
Govil (Govindan).
Refer ad. page no. 237

KATH FRUITS & VEGETABLES TRADING CO.

P.O. Box 15548, Dubai
Location
New Hamriya Market, Deira, Dubai
Tel: +971-4-666706 / 661856
Tlx: 48822 BAFCO EM
Fax: +971-4-217576
Key Personnel
Yoursus Kath
Activity
Importers, Exporters, Wholesalers, Retailers, Commission Agents for all kinds of fruits, vegetables and food stuffs.
Refer ad. page no. 238.



KHURRAMI TRADERS

P.O. Box 19433, Dubai
Location
72, Hamriyah Central Market, Dubai
Tel: +971-4-664720 / 661596 / 692779
Fax: +971-4-666479
Key Personnel
Abdul Rahim Khurrami
Shapur Khurrami
Activity
Importers, Exporters, Commission Agents & Wholesalers for all kinds of fresh fruits & vegetables from all over the world.
Comments
Suppliers to International Hotels, catering companies, reputed supermarkets, ship chandlers and other trading and marketing companies.
Refer ad. page no. 238.

KIBSONS INTERNATIONAL

P.O. Box 5313, Dubai
Location
Shop No. 59, Hamriya Wholesale Market
Tel: +971-4-694559
Tlx: 48026 IBSON EM
Fax: +971-4-693428 / 223684
Key Personnel
Khaleel-Ur-Rahman - Manager
Mehmood
Salam
Activity
Importers, Exporters, Wholesalers & Distributors of all kinds of fresh fruits and vegetables from all over the world specialising in supply of air freighted fresh fruits and vegetables to hotels and catering industries as well as leading supermarkets mainly from countries like Holland, France, Germany, U.S.A., Australia, New Zealand, Malaysia, Indonesia, Thailand, Kenya, India & Sri Lanka.
Refer ad. page no. 239.

GHULAMI TRADING CO.



شركة غلامى التجارية

Shop No. 6, Hamriya Veg. Market, P.O. Box 7965, Dubai.
Fax: 04-668592, Mobile: 050-528753, Pager: 9742969 Tel: 04-661484/661557,
Importers, Exporters & Commission agents
for all kinds of Fresh vegetables, Fruits & Foodstuff.




ALI MOHD. AL BRAIKI
FRUITS & VEG. EST.
 P.O. Box 3728, Dubai
Location
 Hamriya Central Market, Deira
 Tel: +971-4-623969 / 663906 / 623970
 Tlx: 49800 MFVFA EM
 Fax: +971-4-692410
Key Personnel
 Tafazzal Ahmad - Sales Executive
Activity
 Importers, Exporters, Commission Agents, Wholesalers, Retailer & Distributors in all kinds of foodstuff, fresh and dry fruits spices. All kinds of vegetables: onion, ginger, garlic, fish, meat, tallow (laundry grade), jute products, tea.

AL NEEM VEG. & FRUIT TRADING CO.
 P.O. Box 15872, Dubai
Location
 Shop No. 68, Hamriya Central Market Deira
 Tel: +971-4-693014 / 690574
 Tlx: 48053 NOOR EM
 Fax: +971-4-693844
Key Personnel
 Ali Ismail
 Abdul Majid Zardoshi
Activity
 Importers, Exporters, Wholesalers & Commission Agents for all kinds of fresh fruits, vegetables & foodstuffs.
Refer ad. next page 236.

BAHAKAT VEGETABLES AND FRUIT COMPANY
 P.O. Box 11286, Dubai
Location
 Shop No. 79, Hamriya Central Market Deira
 Tel: +971-4-662584 (4 Lines) / 661768
 Tlx: 45903 BAKAT EM
 Fax: +971-4-691522
Key Personnel
 Jeyaraman / Sudakar
Activity
 Importers, Wholesalers, Retailers, Distributors for a variety of fruit and vegetables - Kiwi, Strawberry, Peaches, Nectarine, Plums, Grapes (Thomsun seedless flame-black), Mangoes (Australian, Brazilian, Pearuto Rico, Kenya) Avocado, Pineapples (Phillipine, Sri Lanka) Rambutan Mangosteern, Cantelopes, Cherries, Berries, Pricky Pears and other Western and European fresh vegetables.
Import Region:
 Franco, U.S.A., Holland, Australia, Kenya, Netherlands, New Zealand, Iran, Greece, Cyprus, Phillipinos, Sri Lanka, Thailand, Brazil, Chile, Pearuto Rico.
Comments
 The only leading team dedicated to quality and service, supplying to all the leading A-Grade Supermarkets, Caterers and Five Star Hotels.
Branch Office:
 P.O. Box 43586, Abu Dhabi
 Tel: +971-2-727091 / 720299
 Fax: +971-2-787073.

I AHMED & COMPANY
PIONEERS IN QUALITY MEAT PROCESSING & EXPORTS
 FROM INDIA TO THE WORLD MARKETS AN OLDEST & ESTABLISHED EXPORT HOUSE IN THE EXPORT OF FROZEN & FRESH MEAT FROZEN & FRESH LAMB FRESH FROZEN MARINE PRODUCTS



Having one of the most hygenic & up-to-date processing & freezing systems in India. Well known for High Quality Products in the Markets of Malasiya, Mauritius, East Africa, Turkey, Iran, Yemen. The whole of the Middle-East, Japan, USA, Europe & Australia.

FOR QUALITY, COMMITMENT & CUSTOMER SERVICE.

I AHMED & COMPANY

22/24 F Block, Sitaram Building, Patton Road, Bombay 400 001. India. P.O. Box No. 620 G.P.O., Bombay - 400 001, India.
 Tel.: 91-22-3427705, 3427706, 3427708, 3427711.
 Tlx.: 11-73306 IAC IN, 11-73388 IAC IN.
 Fax: 91-22-3427588, 3445779.

D.T.A. Pune

BHAGWANDAS BHEROMAL & CO.
 Address: 20/E, Sitaram Bulking Crawford Market Bombay - 400 001, India.
 Tel: +91-22-330285 / 322285
 Tlx: 011 73118 BABU IN
 Fax: +91-22-8519972
Activity
 Importers, Exporters & Commission Agents for all kinds of food stuff, fresh fruits & vegetables.

BIN YAROOF TRADING EST.
 P.O. Box 6869, Dubai
Location
 Shop No. 138, Hamriya Market, Deira
 Tel: +971-4-663271 / 695521
 Tlx: 49452 BABU EM
 Fax: +971-4-695696
Key Personnel
 Jay B. Ramchandani
Activity
 Importers, exporters, wholesalers & commission agents for all kinds of food stuff, fresh fruits & vegetables.
Import Region:
 India, Pakistan, Sri Lanka, Far East & Europe.
Export Region:
 Throughout the Gulf.
Comments
 Specialists in Indian fresh seedless grapes, Alphonso Mangoes & Onions.
Refer ad. next page 236.

A PIONEER IN FRESH FRUIT & VEGETABLES IN THE U.A.E.

VEGETABLES & FRUIT CO.

BARAKAT
DUBAI - U.A.E.

The one and only Company dedicated to Quality coupled with Service for the past 16 years in the U.A.E.

Importers Commission Agents
 Branches in Major Cities of the U.A.E.

All types of fresh fruit & Vegetables from Europe U.S.A Australia, New Zealand, Kenya, Chile, France

VEGETABLES & FRUIT CO.

BARAKAT
DUBAI - U.A.E.


MAIN OFFICE :	BRANCH OFFICE :	KUWAIT OFFICE :
P.O. Box : 11286	P.O. BOX : 43586	P.O. BOX : 32514
DEIRA, DUBAI, UAE	ABU DHABI-U.A.E.	RUMAITHIYA, KUWAIT
TEL : 662584 / 661768	TEL : 727091 / 720299	TEL : 4744180 / 4760299
MOBILE : 514274	FAX : 787073	FAX : 4760317
TELEX : 45903 BAKAT EM		
FAX : 691522		



شركة النعيم للتجارة

AL - NAEEM TRADING CO.

P.O. Box : 15872 DUBAI - U.A.E. SOUK AL HAMRIYA,
SHOP NO. 68 TEL OFF : 693014 / 690574
FAX : 693844. TELEX : 48053 NOOR EM



**IMPORTERS, EXPORTERS &
COMMISSION AGENTS
VEGETABLE, FRUITS & FOODSTUFF**

BIN YAROOF TRADING EST.



**IMPORTERS, EXPORTERS &
COMMISSION AGENTS FOR
FRESH FRUITS & VEGETABLES
EGGS, SPICES, GARLIC & GINGER**

P.O. Box 6869, Dubai Tel: 663271/695521
Shop No. 138, Hamriya Market, Tel: 694521 FAX: 695696

**IMPORTERS, EXPORTERS, WHOLESALERS, RETAILERS &
COMMISSION AGENTS FOR ALL KINDS OF FOODSTUFF, FRUITS &
VEGETABLES. EXCLUSIVE DEALERS IN INDIAN, PAKISTAN & THAI RICE**



شركة محمد علي التجارية

MOHAMMED ALI TRADING CO.

P.O. Box 6869, Dubai, UAE. Tel: 04-669562/668875
Tel: 47653 MBARI EM, Fax: 04-661920

نوابه الذهب العالمية

GOLDFRUIT INTERNATIONAL

P.O. Box 6349, Dubai, UAE.
Tel: 04-668875, Cable: GOLD FRUIT



**FRUITS, VEGETABLES &
FOODSTUFF EXPORTERS, IMPORTERS
&
COMMISSION AGENTS**

P.O. BOX 3262 DUBAI, U.A.E. TELEX : 47277-JALIL EM.
TELEFAX : 661366 TEL : FRUITS & VEG. 662711
FISH MARKET DEIRA: 265246
FOODSTUFF DIVISION : 694652
COMMISSION DIVISION : 694282 / 694034
OFFICE : 694395, SHARJAH - 545366

Jalal Akbar & Sons

JAS

جالاتاكبار وبنو سنو

Importers, Exporters & Commission Agents



Office Address:

D-32, Al-Hilal (C.H.S.) Opposite, Wholesale Fruit Market,
University Road, Karachi-74800, Pakistan.

Fax:
(00-92-21) 4555391
Telefx:
(00-92-21) 4935946

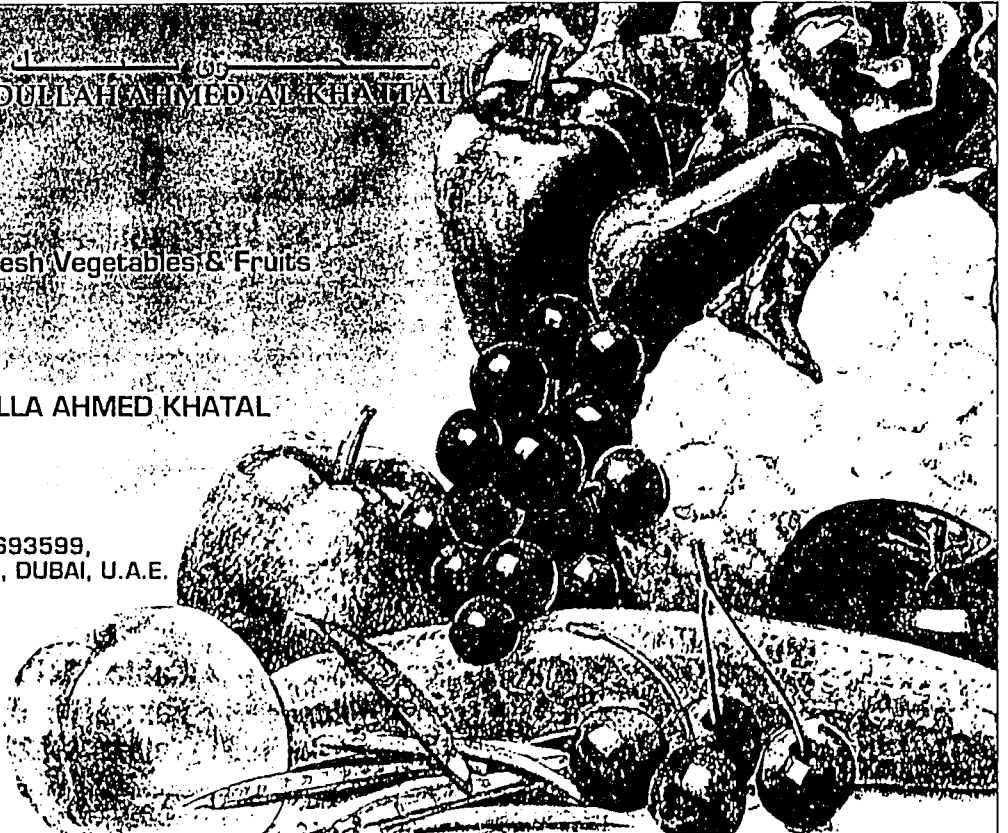
Telephone: (00-92-21) 4039170
Office: (00-92-21) 4930277
Residence: (00-92-21) 4550135
Telex: 232777 SANA PK

JAMAL ABDULLAH AHMED AL KHATAL

Dealers in: Fresh Vegetables & Fruits

Prop: ABDULLA AHMED KHATAL

Tel: 695717, 693599,
P.O. Box 4577, DUBAI, U.A.E.





KHURRAMI TRADERS

Fresh Fruits & Vegetables




**IMPORTERS & EXPORTERS, COMMISSION AGENTS OF FRESH FRUITS & VEGETABLES
SUPPLIERS TO SHIPCHANDLERS, INTERNATIONAL HOTELS, CATERING COMPANIES & SUPERMARKETS**

P.O. Box: 19433, Dubai U.A.E. Tel: 04-664720/661596/692779 Fax: 04-666479



KATH FRUITS & VEGETABLES TRADING CO.

IMPORTERS & EXPORTERS FRUITS, VEGETABLES & FOODSTUFFS



**P.O. Box: 15548
New Hamriya Market,
Deira, Dubai – U.A.E.
Cable: PARISHABLE
Fax: 217576**

Tel. Off : 666706/661856, Res : 238439, Car: 29061, Telex: 48822 BAFCO EM.



المحلات الكبرى GRAND STORES

Abu Dhabi: Tel. 723131 Dubai: Tel. 213700

Sole Distributors of:

Photography: Fuji, Nikon, Mamiya, Tokina, Forte

Perfumes & Cosmetics: Chanel, Paco Rabanne, Nina Ricci, Givenchy, Rochas, Van Cleef

Luggage: Samsonite

ORIENTAL CARPET HOUSE & ANTIQUE

TEL: 322459, FAX: 971-2-344617

P.O. BOX 26052, AL NASR STREET

ABU DHABI - U.A.E.

ANTIQUE BRANCH: TEL: 346633



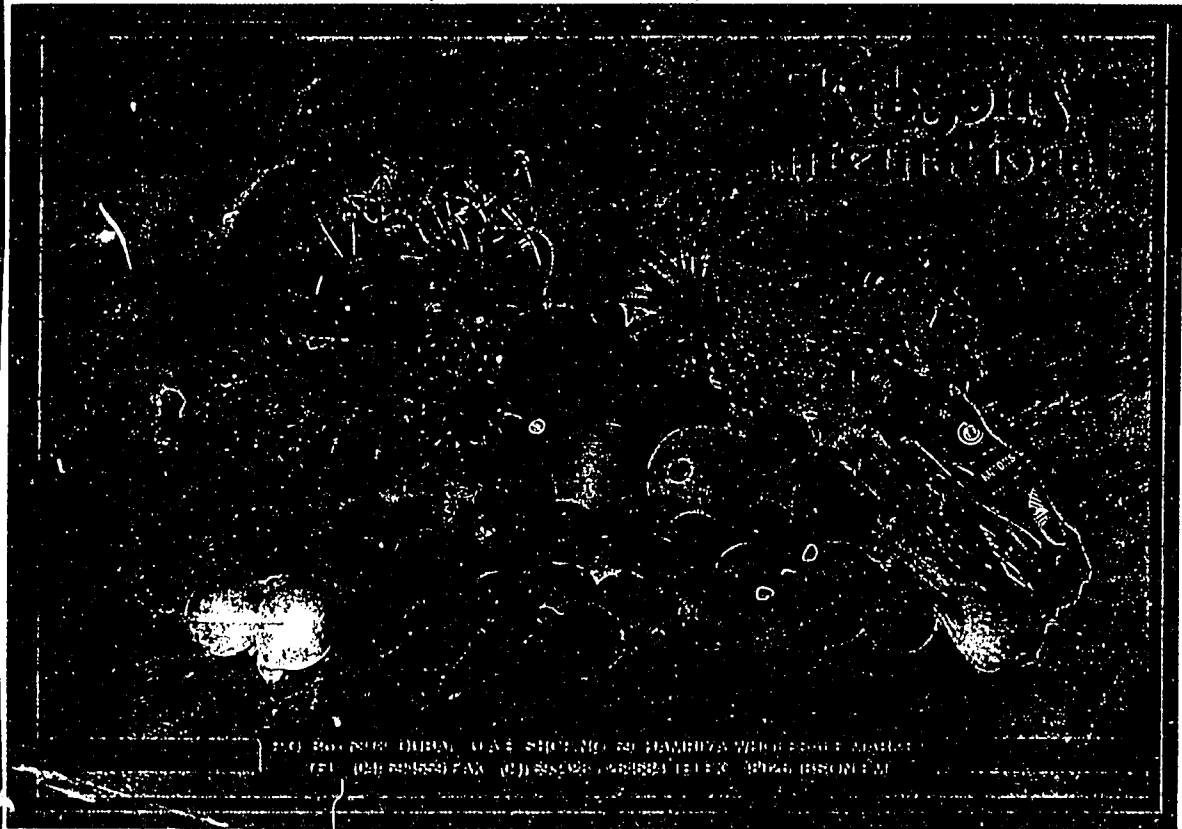
بيت السجاد الشرقي والتحف القديمة

تلفون: ٣٢٢٤٥٩ فاكس: ٩٧١-٢-٣٤٤٦١٧

ص.ب: ٢٦٠٥٢ شارع النصر

ابوظبي - ع.ا.

فرع التحف القديمة: هاتف: ٣٤٦٦٣٣



P.O. BOX 26052 DUBAI, U.A.E. SHOW ROOM: HAMRIVA WADI ROAD ABU DHABI
TEL: (02) 322459 FAX: (02) 344617 TELE: 346633 (ANTIQUE BRANCH)



Our guests prefer to think alternatives don't exist.

Sheraton Abu Dhabi
HOTEL & RESORT

P.O. BOX 481 ABU DHABI UNITED ARAB EMIRATES TEL: 723131
TELEX: 33053 SHERAD EMI FAX: 725149

Sheraton
The Nation's Choice

SERVING YOU FOR FORTY YEARS.....!

- Photographic & Studio Equipment ■ Perfume & Cosmetics ■ Gifts & Novelties ■ Accessories
- Fashion wear & Foot wear for men, women & children
- Linen & Table ware items ■ Toys ■ Luggage ■ Watches



ابوظبي ٣٣٨٨٠٠ دبي ٢٢٢٢٦٦/٢٢٢٢٦٣/٢٢٢٢٦٤ العين ٦٦١٥١٤ الدوحة ٣٢٢٠٥٠ مسقط ٥٦١٠٧١
Abu Dhabi: 338800, Dubai: 222243/222426/693430, Al Ain: 641514, Doha: 832050, Muscat: 564071





محمد علي باقري MOHAMED ALI BAGHERI

IMPORTERS, EXPORTERS & WHOLESALERS OF
FRESH FRUITS & VEGETABLES GINGER & GARLIC

Shop No. 96,97, Hamriya Central Market Dubai P.O.Box 5522 Dubai UAE.
Tel 666940/661372 Tlx 48192 FWAKY EM Fax 690329



ميرالك للخدمات الزراعية MIRAK AGRICULTURAL SERVICES

MIRAK AGRICULTURAL SERVICES

P.O. Box 765, Dubai

Location

Shop No. 6, Hamriya Central Market

Deira

Tel: +971-4-662729 / 690833

Fax: +971-4-661918

Activity

Producers and Exporters of 'EMIRATES STRAWBERRIES' and other vegetable from Dec-May. Importers & Distributors of Fruits and Vegetables from Iran. Iran Office: Tehran Mirakco, Tehran, Tel: 653435.

MOHAMED ALI BAGHERI

P.O. Box 5522, Dubai

Location

Shop No. 96, 97

Hamriya Central Market

Tel: +971-4-666940 / 661372

Tlx: 48192 FWAKY EM

Fax: +971-4-690329

Key Personnel

Mohamed Ali Bagheri

Activity

Importers, Exporters & Wholesalers of Fresh Vegetables & Fruits, Ginger & Garlic.

PARVANAH FRUIT & VEGETABLE STORES

P.O. Box 23068, Dubai

Location

145, Hamriya Central Market

Deira Dubai

Tel: +971-4-660873 / 663109 / 661396

Fax: +971-4-690849

Key Personnel

Hussain Fishori

Hamid Fishori

Activity

Importers, Exporters, Commission Agents of fresh fruit and vegetables from all over the world to all over the Gulf sectors.

Refer ad. next page.



POMONA EXPORTS

Address: 3A Abbasia Bldg.

24/28 Mirzaali Street,

Imamwada Road

Bombay - 400 009, India.

Tel: +91-22-3728957 / 3759021 /

3780806

Tlx: 74435 ALKA IN

Fax: +91-22-3728951 / 3755165

Activity

Exporters of Indian Fresh Vegetables, Fruits, Onions and Food Stuffs.

YAHDA EGYPT AND GULF COMPANY

P.O. Box 15697, Dubai

Location

Shop No. 105, Hamriya Central

Market, Deira

Tel: +971-4-666850

Tlx: 23978 MIGUE EM

Fax: +971-4-665171

Key Personnel

Isham Mekdad

Activity

Importers, Exporters, Commission Agents & Wholesalers for all kinds of fresh vegetables & food stuffs especially from Egypt, Syria & Lebanon.

RAJAB ALI NADERI STORES

P.O. Box 15739, Dubai

Location

Hamriya Central Market, Deira Dubai

Tel: +971-4-696078

Fax: +971-4-623085

Activity

Importers, Exporters & Commission Agents for Foodstuffs, Fruits & Vegetables.

SAM TRAM EXIM

Address: Room No. 1 Ground Floor

17/19 Khalick Villa Balamiya Lane,

Mahim, Bombay - 400 016, India.

Tel: +91-22-454551 / 466648

Fax: +91-22-6232727

Key Personnel

Mr. Bava Salim Kunhi - Proprietor

Activity

Merchant Exporter of Vegetables (Onions), Fruits & Leather Garments.

JASSIR IBRAHIMI CO.

P.O. Box 4276, Dubai

Location

Shop No. 70, Hamriya Market, Deira


Tel: +971-4-625901 / 660432

Tlx: 49072 OCEAN EM

Fax: +971-4-692539

Activity

Importers, Exporters & Wholesalers of Fresh Fruits & Vegetables.



Yousefi Trading Co.

Yousefi Trading Co.
No. 7 Jam Street,
East Dowlatshad Street
Raeisi Street, Zafar Avenue
19166 Tehran, Iran
Tel. (+98-21) 427-0468
Fax (+98-21) 427-9223



Farzana General Trading Co.
P.O. Box 5188, Dubai
United Arab Emirates
Phone: (+971-4) 661745
Fax: (+971-4) 692761
Telex: 46092 farzn em



Farzana General Trading Co.

for finest Iranian fresh fruit

Growers and exporters in world famous orchards. Many
Fruit trees, Strawberries and Vegetables



The Trade Mark
for Excellence

United Arab Emirates
P.O. Box 765
Dubai, U.A.E.
Tel. (+971-4) 662.29/666001
Fax (+971-4) 6619.8/627987

Subsidiary office in Iran:
Tehran Mirak Company (P.J.S.)
No. 16 4th Floor Leon Building
Dr. Fatemi Square
Tehran, Iran
Tel. (+98-21) 652126
Exports of stone fruit and cherries

Just-plucked freshness!



Specialties
fresh fruit, green beans,
tomatoes and all seasonal
fruit and vegetables.

Air-freight Importers,
distributors, suppliers to
catering industry

greenhouse (جسورین سمارٹ مارکیٹ)
supermarket (سوپر مارکیٹ)

P.O. Box 5927, Sharjah, United Arab Emirates
Tel. (009716) 332218/19-334649, Telex 68441 greens em
Fax (009716) 336631




B&T



GLOBAL TRADE

B&T Food & Beverages Co. Dubai UAE
P.O. Box 15556 DUBAI UAE Tel. 047209 5000
Telex 48822 BAFCO EM Fax 0471 592730

P.O. Box 1308
 Dubai, United Arab Emirates
 Phones: 662651 / 667460 / (4 lines)
 Fax: 662543



P.O. Box 71955 518
 Shiraz, Iran
 Phones: 66470 / 62538
 Fax: 66470
 Telex: 332473 idco ir
 Cables: ARJOMANDI SHIFAZ

Khamas Group of Companies

Home Grown Vegetable Exports Imported High-quality Produce

**Leading Importers
 and Exporters of
 Fresh Fruit and Vegetables,
 Eggs, etc.**



P.O. Box 1308
 Dubai, United Arab Emirates
 Phones: 662651 / 667460 / (4 lines)
 Fax: 662543
 Telex: 46147 FRESH EM

**Exporters of
 Quality Iranian
 Fruits and Vegetables**

P.O. Box 71955 518
 Shiraz, Iran
 Phones: 66470 / 62538
 Telex: 332473 idco ir
 Cables: ARJOMANDI SHIFAZ

Barakat Vegetables and Fruit Co.

"a Pioneer in Fresh Fruit and Vegetables in U.A.E."

Importers · Distributors · Commission Agents ·
 Branches in major cities of the U.A.E.
 All types of Fresh Fruit and Vegetables from Europe,
 U.S.A., Australia, New Zealand, Kenya, Chile, ...

Main Office: Hamra - Central Vegetable Market in Dubai
 Postal address: P.O. Box 11286
 Deira - Dubai, United Arab Emirates
 Telephone: 662584/661768, Telex: 45903 bakat em, Fax 691522

Choice fresh fruit from the best orchards in the world



FRESH FRUITS COMPANY

Goldland
Oranges



DUBAI! Tel. (00971) 4-691 889 Fax: 4-666307
KUWAIT Tel. (00965) 4814 103 Fax: 4819169

Allied's Importers and Distributors of the finest frozen foods and dairy products.

Allied Foods & Trading Co.



O. BOX 1579, DUBAI, UAE. TEL: 859841 / 851440 / 857016, FAX: 234127, TLX: 45475 ALENT EM, CABLE: ALENT EM

FOOD & CONSUMABLES - IMPORTERS, EXPORTERS & WHOLESALEERS



ABDULLA AL GUAOOD GENERAL TRADING

P.O. Box 51626, Dubai
Location
Aysha Bin Salah, Near Water Tank
Bur Dubai
Tel: +971-4-519114
Fax: +971-4-519107
Key Personnel
Deepak Karia
Activity
Distributors for
Purex Bleach - U.S.A.
Mr. Brown Iced Coffee - Taiwan
Spice Drop - India.

AFAQ AL SHARQ GENERAL TRADING CO.

P.O. Box 51595, Dubai
Location
Beniyas Street
Tel: +971-4-274127 / 238553
Tlx: 18185 HASHEM EM
Fax: +971-4-216624
Activity
Refer Main Data Under General
Traders / Merchants.

AL BIDA ENTERPRISES

P.O. Box 7891, Dubai
Location
112/29th Street, Old Baniya St.
Al Ras, Near Gold Souk
Tel: +971-4-265573
Fax: +971-4-263874
Activity
Refer Main Data Under Spices.

AL BOGARI TRADING CO.

P.O. Box 4048, Dubai
Tel: +971-1-224530 (PBX)
Sales: 224645 / 266484
Tlx: 45896 CONSTD EM
Cable: Consoltrade
Fax: +971-4-228741
Activity
Exporters & Entrepot trading of all
types of food stuff, cummin seeds,
dates, cement, chemicals & general
merchandise.

Advertise
with Frontline

AL FALASI GROUP

AL FALASI FOODSTUFF EST.

P.O. Box 15592, Al Ain
Location
Sheikh Khalifa Street, Al Ain
Tel: +971-3-644423 / 665378
Tlx: 34095 FALASI EM
Fax: +971-3-655300
Key Personnel
Ali Mustafa - Commercial Manager
Activity
Importers, Exporters and Wholesalers
in Foodstuff & Flour distributors. We
are the owners of Astrico Dried Yeast &
Improval.
Branch:
1. Al Falasi Group
Sharjah - Tel: 06-337657
2. Bin Hamad for Projects &
Construction
Tel: 657844
3. Arabian Agricultural Engg. Est.
Tel: 03-644423.

ALI AKBAR ZAMANI TRADING CO.

P.O. Box 2164, Dubai
Location
Shaikh Zayed Bin Sakkar Bldg.
Near Shankar Trading, Al Ras, Deira
Tel: +971-4-262799
Fax: +971-4-263394
Cable: PISARAN
Key Personnel
Ali Zamani
Activity
Importers, Exporters, Wholesalers &
Retailers for all kinds of food stuffs,
Mumtaz Safarani Basmati Rice, Spices,
Dry fruits, Kitchen Accessories,
Detergents and Cleaning materials.

شركة علي اكبر زمامي التجارية

ALI AKBAR ZAMANI TRADING CO.

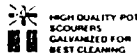


Importers Exporters & Wholesalers
of brooms, brushes, mops,
Cleaning Materials & Kitchen Ware



MOONLIGHT

schafft SUPERGLANZ in Küche und Bad



Inox - Stainless Knives (Brazil)

P.O. Box 2164, Dubai
Tel: 04-266496, Fax: 04-264996

ALI MOHD. AL BRAIKI FRUITS & VEG. EST.

P.O. Box 3728, Dubai
Location
Hamriya Central Market, Deira
Tel: +971-4-623969 / 663906 / 623970
Tlx: 49800 MFVFA EM
Fax: +971-4-692410
Activity
Refer Main Data Under Fruit &
Vegetable Importers, Exporters &
Wholesalers.

ALLIED FOODS & TRADING COMPANY

P.O. Box 1579, Dubai
Location
Dubai Intercontinental Plaza Bldg.
3rd Floor, Deira, Dubai
Tel: +971-4-859841 / 857016
Catering Dept. 04-851440 / 857627
Tlx: 45475 ALENT EM
Fax: +971-4-234127
Key Personnel
C.D. Motiwalia - Managing Director
B.J. Kapadia - General Manager
A.V. Swing - Divisional Manager
K.M. Mathew - Asst. Manager
Activity
Importers/Agents/Distributors of all
kinds of frozen & dry foodstuff with
branches in Abu Dhabi, Al Ain & Ras Al
Khaimah. Agents for Unilever Exports
Ltd., New Zealand, Dairy Board, etc.
Contact Executives:
B.J. Kapadia / A.V. Swing.

AL MANAL ICE CREAM COMPANY

P.O. Box 1942, Ajman
Location
Hamdi Najeeb Bldg., Ground Floor
(from the rear), Bader Road
Near Al Nuaimi Car Showroom
Tel: +971-6-455030
Fax: +971-6-420649
Activity
Refer Main Data Under Ice Cream
Producers & Suppliers.

AL MEHTAB TRADING CO.

P.O. Box 6354, Dubai
Location
Captain's Bldg., 2nd Floor, Flat No. 3
Beniyas Street, Near Dubai Public
Library
Al Ras, Deira
Tel: +971-4-262281 / 262145
Tlx: 47589 GURU EM
Fax: +971-4-263369
Key Personnel
J.S. Kochar
Activity
Importers, Exporters & Wholesalers of
trading in Dates, Pistachios, Nuts,
Raisins, Almonds, Cummins & other
Seeds, Pulses, Tea, Spices & Crude
Drugs.

AL MULLA TRADING EST.

P.O. Box 357, Dubai
Location
Al Ras, Deira, Dubai
Tel: +971-4-263244 / 663863
Fax: +971-4-622136
Key Personnel
Mr. Mahender Dev - Manager
Activity
Importers, Exporters & Wholesalers of
all kinds of food stuffs.
Refer ad. next page



مؤسسة الملا للتجارة

AL MULLA TRADING EST.

*Importers, Exporters & Wholesalers of
All kinds of Foodstuffs.*

P.O. BOX 16572, DUBAI, U.A.E., TEL: 04-263244,
WAREHOUSE: 04-825710, FAX: 04-263326
TELEX: 47646 MULLA EM

Vikram

**AMBIK PROTEINS LTD.
AMBIK AGRO OILS (GUJ) LTD.
AMBIK IMPEX PVT. LTD.**

Address: Vikram House
142 Sardar Patel Colony Naranpura
Ahmedabad - 380 014, India.

Tel: +91-272-493551 / 493552
+91-272-490291

Tlx: 0121-6879 VKRM IN

Fax: +91-272-485339

Grams: AMBIKAGRO

Key Personnel

Mr. Viren C. Thakker

Mr. D.B. Patel

Activity

Exporter of Peanuts, Sesame Seeds,
Castor oil, Animal Feed, De Oil
Cakes, Basmati Rice, Spices,
Dehydrated Foods, Pesticides,
Chemicals & Engineering Goods.

Plants:

Solvent Extraction Plant, Oil Mill,
Edible Oil Refinery, Hydrogenated
Vegetable Oil.

**ARABIAN LAND
FOODSTUFF EST.**

P.O. Box 50171, Dubai
Location

Flat No. 210, Salem Musabah Bldg.
Al Ras, Deira

Tel: +971-4-253439 (2 Lines)

Fax: +971-4-253733

Activity

Refer Main Data Under Rice Dealers.

ARABIAN OASIS FOOD CO.

P.O. Box 6323, Dubai

Location

Al Ramool Area, Rashdiya

Tel: +971-4-852465 (7 Lines)

Tlx: 46564 AOFCEM

Fax: +971-4-856976

Activity

Importers and Distributors of 'RANI'
Flavoured Drinks, 'TOM & JERRY'
Tetra Packs, 'VIMTO' Cordial and
Carbonated Drinks, 'BARBICAN' Non-
Alcoholic Beer, 'POSTMAN' Cooking
Oil, 'MACARONI AL SAUDIA',
'LEEZA' Corn Oil, 'SHAMS' Sunflower
Oil, 'AVANTI' Milk Powder.

ARMADA DISTRIBUTION

P.O. Box 55160, Dubai

Location

Khabeissy Street, Muraqqabat

Off Dubai - Sharjah Road

Tel: +971-4-691768

Tlx: 48460 ARMADA EM

Fax: +971-4-665340

Key Personnel

Elias H. Akiki - Managing Director

Activity

Importers, Distributors, Manufacturers
& Representatives.

Agents in UAE for:

- "EVIAN" French Mineral Water
- "S. PELLEGRINO" - Italian Sparkling
Mineral water
- "CREMORA" - Non - Dairy creamer -
BORDEN - USA
- "WISE" - Snacks from "BORDEN"
USA
- "LOACKER" - Italian Wafers
- "BLEDINE" - French Baby Food
- "LEO" - Belgian Wafers
- "COTE d'OR" - Belgian Chocolate
- "GOLDCOFFE" - Instant Coffee - UK
- "DUPONT" - French Caramels.

**HOUSEHOLD NAME
OF INDIA**

**NOW
CATERING NEEDS OF
AGRI PRODUCTS WORTH
OVER**

Ambik Proteins Ltd

AMBIK AGROIL (GUJ) LTD

AMBIK IMPEX PVT LTD

VIKRAM HOUSE

**142, SARDAR PATEL COLONY, NAVRANGPURA
AHMEDABAD - 380 013, GUJARAT, INDIA**

**TEL.: 91-272-493551, 493552, TLX: 0121-6879 VKRM IN
FAX: 91-272-485339, GRAM: AMBIKAGRO**

शुद्ध अणिशुद्ध परिशुद्ध

ASSAM FOODSTUFF EST.

P.O. Box 52363, Dubai

Location

Off Al Fahidi Street, Bur Dubai

Tel: +971-4-538550

Fax: +971-4-539099

Activity

Refer Main Data Under Tea Producers & Exporters.

AVON FLAVOURS**Tirshul Food Colours**

Address: 37-J, Doctor's Compound

Chinchpokli

Bombay - 400 012, India.

Tel: +91-22-3724104 / 3719012 /

3718644

Tlx: 011-73567 JWL IN

Fax: +91-22-4094993

Key Personnel

Mr. Mahendra Kathrani

Activity

Refer Main Data Under Food Flavours.

CAPITALS GENERAL TRADING COMPANY

P.O. Box 1154, Dubai

Location

Darwish Bldg., Ground Floor, Al Ras Road, Near Grey Mackenzie Car Park

Tel: +971-4-262689 / 262024

Tlx: 46995 DSONS EM

Fax: +971-4-262397

Key Personnel

Shaikh Ahmed Al Janabi

Shaikh Mohammed Omar

Shaikh Mohammed Akram

Activity

Importers, Exporters, Wholesalers, Retailers and Distributors for a variety of food stuff which include pickle, spices, sugar, rice, vegetables (fresh and tinned), general and consumable merchandise.

Comments

Sole selling agents for 'MUMTAZ' Spices, 'DEER' Brand pickles and tamarind from India.

Contact Executive:

Malik Mohammed Rafiq

Associates:

- Ashrafia Enterprises
3 Nawab Manzil
1st floor, Sharjah-e-Iraq Sadar,
Karachi, P.O. Box 8818, Karachi
- Zeenat Food Products Plot
No. L-A/1/9, Block No. 22
K.D.A. Scheme No. 16
F.B. Area, Karachi, Pakistan
Tel: 675600
- Deen Travol Services (PVT) Ltd.
Tel: 511685 / 520573 / 520665
3, Nawab Manzil
Sharah-e-Iraq Sadar
P.O. Box 8818, Karachi
- Hassan Al Janabi Est.
Tel: 8339713 / 8262779
Tlx: 802390 HAJEST SJ
Fax: 8271493
P.O. Box 4480, Code 31491
Dammam, Saudi Arabia.

FOOD & CONSUMABLES - IMPORTERS, EXPORTERS & WHOLESALEERS 221**CHUNILAL PURSHOTTAM & CO.**

P.O. Box 2937, Dubai

LocationAl Futtalm Bldg., Shop No. 23
Near Public Library, Al Ras

Tel: +971-4-262544 / 262977 / 858504

Tlx: 45994 THKOR EM

Fax: +971-4-263575

Activity

Refer Main Data Under Tea Importers & Merchants (Agents).

CIX

P.O. Box 2229, Dubai

Location

No. 406, Intercontinental Plaza

Beniyas Street

Tel: +971-4-213113

Fax: +971-4-227071

Activity

Refer Main Data Under Commodity Brokers.

DUBAI TRADING & CONFECTIONERY CO.

P.O. Box 4042, Dubai

Location

Arab African Bank Bldg., Opp. Car

Park, J.A. Nasser Square, Deira

Tel: +971-4-282564 / 226389

Tlx: 46345 KAJOOR EM

Cable: KAJOOR

Fax: +971-4-221147

Activity

Importers, Exporters & Wholesalers of confectionery food stuff and toys. Agents for 'SIPA' Vermicelli (France), Haitai - (Korea), COVERTINA & CORONA - Egypt ZAHOR - (Spain) MAH TONG & MEI HONG (Malaysia).

DUTCH ARAB GO-OPERATIVE GENERAL TRADING

P.O. Box 23827, Dubai

Location

Trade Centre Apartments: Block B

Ground Floor, Dubai-Abu Dhabi Road

Tel: +971-4-313985

Tlx: Attn. DATCO 47884 DITCA EM

Fax: +971-4-314168

Key Personnel

Richard J. Gonnissen - Managing

Director

Deepak Punjabi - Sales Manager

Shaikh Muhammed Zubair - Finance

Manager

Activity

Dealers of food stuff, Cosmetics, Slimming Products such as SLIMMIT and DIET A+B, Bonny Milk Product, LUTECE Sliced Mushrooms, HAZELLA Chocolate Spread, REMIA range of products such as Sauces, Mayonnaise, Tomato Ketchup, Biscuits from Spain called VIRGINIA, TOUA Jam in 8 flavours, D.E. Filter Coffee. COSMETICS: EXTASSE brand Shampoo, Deodorant Spray, Body Lotion.

If you are not listed in
this Directory Call us
for the next edition

شركة العواصم للتجارة العامة

CAPITALS GENERAL TRADING CO.

**Importers, Exporters,
Wholesalers & Distributors of
food and consumables**

AGENTS FOR: Mumtaz and Camel products



Tel. No. 262889, 262024, Fax No. 262397, P.O. Box 1154, Deira-Dubai, UAE



Quality foods brought to you by

Allied's
Allied Foods & Trading Co.

P.O. BOX 1578, DUBAI, UAE. TEL: 850841/851440/857016, FAX: 234127, TLX: 45475 ALENT EM, CABLE: ALENT EM

Caico

JAMAL TRADING CO.
P.O. Box 40341, Sharjah
Location
Industrial Area No. 2
Tel: +971-6-338328 / 338964
Fax: +971-6-331174
Key Personnel
Mohammed Ali - Managing Director
Activity
Dealers of Caico Pickles & Cashew nuts.



K.M. BROTHERS
P.O. Box 2044, Dubai
Location
318/314 Umm Hureir Road (H. Office)
Opp. Modern Bakery
Tel: +971-4-370110
Tlx: 45598 KMBRO EM
Fax: +971-4-378852
Key Personnel
K.M. Bhatia - Managing Director
Kamlesh Bhatia - Director
P.P. Karappa - Imports Manager
Activity
Importers and Exporters of Foodstuff and supermarket items. Shipchangers & Restaurants.

KAMSAR TRADING COMPANY
P.O. Box 1735, Dubai
Location
Sheikh Hussain Ansari Bldg.
Al Ras, Deira
Tel: +971-4-263011 / 263015
Tlx: 48765 PAYAM EM
Fax: +971-4-263014
Key Personnel
Mr. Majid Raheb - Chairman
Mr. Sirous Karoony - Manager
Activity
Importers, exporters, manufacturers, wholesalers & distributors of IRANIAN Rose Water, Lemon Juice, Tomato Paste, Vinegar, Ver Juice & different types of Pickles all of "Rabee" Brand. Also, Trading in Dried Fruits, Saffron, Raisins & Pistachio.
Refer ad. next page



کیم جی رامداس واولده
Khimji Ramdas & Sons

KHIMJI RAMDAS & SONS
P.O. Box 12799, Dubai
Location
Shop No. 11, Al Hawaii Building
Al Ras, Deira
Tel: +971-4-263388
Fax: +971-4-263289
Key Personnel
Jayasinh Valabhadas
Activity
Distributors for Crystal International Corporation (USA), Crystal brand products. Importers & Exporters of commodities such as EEC, Sugar & Rice from India, Pakistan & Thailand.
Comments
A branch of Khimji Ramdas, Muscat.

KUSUM MASALA PVT. LTD.
Address: T-2 Kusum House
Cama Estate, Goregaon (East)
Bombay - 400 063, India.
Tel: +91-22-8731835 / 8732788
+91-22-8735854
Fax: +91-22-8725368
Grams: "EASTSPICES"
Key Personnel
Mr. Shirish K. Shah - Director.
Mr. Sharad K. Shah - Director
Activity
Refer Advertisement Under this category on next page

LIPTON TEA CO. *
P.O. Box 1637, Dubai
Location
7th Floor, Sharaf Bldg.
Opp. Ramada Hotel
Tel: +971-4-525364
Tlx: 46523 LIPIN EM
Fax: +971-4-524278
Activity
Importer, exporter of Lipton 'cup a soup' & Lipton Jams.

M.H. ENTERPRISES
P.O. Box 5771, Dubai
Location
Al Ramool, Rashidiya
Tel: +971-4-851257 / 851937
Tlx: 48901 MHENT EM
Fax: +971-4-851017
Key Personnel
H.C. Gandhi - Managing Director
Activity
Importers & Exporters of all types of foodstuff and chemicals. Catering supplier to hospitals, camps, offshore locations. Supplies to supply boat, supermarkets, wholesalers and retail tendered supply on contract basis. Retail shop at Al Ras Area - Tel: 04-281168.
Refer ad. next page



M.M. POONJIAJI & CO.
Address: 42 Anandilal Podar Marg
Bombay - 400 002, India.
Tel: +91-22-312412 / 2082774
Tlx: 011-71403 IDEM IN
Fax: +91-22-2083184 / 2082774
Key Personnel
Mr. Ravindra Kumar
Activity
Manufacturers & Exporters of Ship Brand and Green Label Mango Chutneys, Mango & Fruit Pickles, Curry Powder, Curry Paste and Black Pepper Powder.
Refer ad. next page

MASIRA INTERNATIONAL CO. *
P.O. Box 1624, Sharjah
Location
Sharjah Tower, 3rd Floor
Flat No. 304, Al Arooba Street
Tel: +971-6-351267 / 546615 / 330067 / 332724
Tlx: 68741 MASEMP EM
Fax: +371-6-376988
Activity
Importers/marketers and agents of foodstuffs and consumer products solo agents for:
"DANO" Super Instant whole Milk powder and other milk products (Denmark).

MIAMI IMPORT EST. *
P.O. Box 105, Fujairah
Location
Hamad Bin Abdullah Road, 4th Floor
Fujairah Trade Centre Bldg.
Tel: +971-9-222462
Tlx: 89069 TOWER EM
Fax: +971-9-229088
Activity
Importers, Exporters & Wholesalers of Foodstuff.

NAHDA EGYPT AND GULF COMPANY
P.O. Box 15697, Dubai
Location
Shop No. 105, Hamriya Central Market, Deira
Tel: +971-4-666850
Tlx: 23978 MIGUE EM
Fax: +971-4-665171
Activity
Refer Main Data Under Fruit & Vegetable Importers, Exporters & Wholesalers.

NARAM'S

NARAM'S FOOD PRODUCTS
Address: Om Shakti Ban Dongri,
Ashok Nagar, Road, Kandivli (E)
Bombay - 400 101, India.
Tel: +91-22-8884843 / 8019796
Fax: +91-22-8061317
Key Personnel
Dr. Vidyut K. Naram
B.Sc., C.D.B.C., N.D.
Mrs. Noela V. Naram
B.Sc., D.M.L.T.
Dr. K.U. Naram
Food Consultant
Activity
Manufacturers of Rose Badam Syrup, Cardamom syrup, Ginger Syrup, Thandai Syrup, Pista Syrup, Black Currant Syrup, Kesar Badam Syrup, Coconut Syrup, Pineapple Syrup, Vanilla Syrup, Rose Sharbat, Dry Fruit Syrup, Chickoo Badam Syrup, Mango Kesar Syrup. (Preserves, Sauces, Chutneys & Health Foods are marketed under Vinidas brand).
Refer ad. page no. 225.

NASMAT AL SABHA TRADING (SABHA GROUP)
P.O. Box 3809, Dubai
Location
Al Shamal Bldg. Shop No. 1
New Gold Souk, Deira
Tel: +971-4-255800
Tlx: 49228 SABHA EM
Fax: +971-4-255641
Activity
Refer Main Data Under Cosmetic & Toiletries Suppliers.

NATVAR & CO. *
P.O. Box 2748, Dubai
Location
Sikkt Al Khalil Road
Next to Standard Chartered Bank
Tel: +971-4-226553 / 221567
+971-4-236335 / 233912
Tlx: 47254 NATCO EM
Fax: +971-4-226200
Activity
Importers, exporters & wholesalers for all kinds of food stuff and consumables.

NAVIN ENTERPRISES
P.O. Box 6423, Dubai
Location
Near Gold Souk, Al Ras, Deira
Tel: +971-4-265745
Tlx: 49513 NAVIN EM
Cable: NAVENT
Fax: +971-4-266855
Key Personnel
Navin Bhatia / Raju Bhatia
Activity
Importers, Exporters & Wholesalers of all kinds of foodstuff like pulses, spices, canned products. Specialised dealers in Indian, Pakistani & Thailand Rice.

RABEE
Natural
Lemon
Juice

RABEE
Rose
Water

RABEE
Tomato
paste

Kamsar Trading Company
AL RASS Sh. Abdul Hussain Ansari Bldg.
P.O. Box 1735 Dubai, U.A.E., Tel : 263011, 263015
Fax : 263014, Tokax : 48765 PAYAM EM.
IRAN GOLAB MARGHOOB CO.
No: 31 GHAEEM FARAHANI AVE., TEHRAN-IRAN
P.O. Box 18115-199 CABLE : 106
TEL : (021) 8823970, 8809342 TLX : 215930 RAHB IR.

**BREAKFAST, LUNCH & DINNER
KUSUM MASALA IS THE WINNER**

Chilly Powder, Turmeric Powder,
Coriander Powder & Curry Powder,
Ginger Powder, Pepper Powder
Other Spices Powder & Blended Spices
Powder in consumer pack of 100 g.,
200 g, 400 g, 500 g, 1 kg. & Bulk pack
of 5 kgs, 10 kgs, 25 kgs packing.

Manufacturers & Exporters:

Kusum
MASALA PVT. LTD.

T-2, Kusum House,
Cama Estate, Goregaon (East),
Bombay-400 063. GRAM: EASTSPICES.
TEL: 873 18 35, 873 27 86, 873 58 54.
FAX: 9122-8725368.

CLEAN * FRESH * PURE

مشاریع ام. ایش.
M.H. ENTERPRISES

IMPORTERS / EXPORTERS OF DRY / FROZEN
FOOD STUFFS & CATERING SUPPLIERS

Bluebird

WITCO
COD ROE

SHIP BRAND
**MADRAS CURRY
POWDER**

TAIKOO
**CHOCOLATE
MILK MIX**

BAVARIA LTD

THE NAME YOU CAN TRUST

P.O. BOX: 5771 - DUBAI - U.A.E. TEL.: 851257
TLX.: 48901 MHENT EM, FAX: 851017

**THE HUNDRED YEAR OLD
SYMBOL OF SUCCESS**

**Ship
BRAND**

The traditional Indian
condiments, the age old
Indian recipe gives the
international taste.

Special bulk packs from 30
200 kgs also available.

To know more about our
success, please come and
taste our complete range of
products.

You will agree that success
has many flavours.

M.H. ENTERPRISES
Dubai Exporter

M.H. Enterprises Ltd, Bombay - 400 063, India. Tel. 873 18 35

NARAM'S FOOD PRODUCTS

We introduce ourselves as one of the leading manufacturers of Healthy Syrups & Tasty Sauces & Chutneys made out of Natural and Pure Ingredients.

Dr. Naram's®



VINIDA'S™

Thandai is a traditional drink of India highly recommended by Ayurved for its health promoting values. Thandai is made from natural household herbs processed under high quality control with special care and attention given to hygiene.

NARAM'S FOOD PRODUCTS

Post Bag No.7694, Bombay - 400 067, INDIA.
Tel.: 91-22-8884843, 8019796. Fax : 91-22-8061317.

DIA Pune



PRAVIN MASALEWALE GROUP OF COMPANIES

Address: 44 Hadapsar Indl. Estate, Hadapsar Pune - 411 013, India.
Tel: +91-212-672095 / 672096
Cable: SPICES
Fax: +91-212-671686

Key Personnel
Mr. Dhanyakumar Chordia - Partner
Activity

Pravin Masalewale is a house hold name, touches the lives of Consumers in India and abroad - Reaches major international markets in Middle East, U.K., U.S.A., Far East - Australia & New Zealand with Direct Exports of Rs. 10 million (order on execution) Pravin Group has the distinction of bagging the 1st price for its Mango Pickles and Apeida Shield for Export Packing - with the group's products range of Assorted Pickles, Spices, Instant Food mixes, Tomato Ketchup. Pravin is now poised for diversification in food products like Farsan, Frozen foods etc.

PRIMLAKS GROUP OF COMPANIES

P.O. Box 6019, Dubai
Location
202, Sheikh Hasher Bldg. Above Bank of Oman, Opp. Dubai Museum
Tel: +971-4-520626 / 525968
Tlx: 46168 PRIMA EM
Fax: +971-4-526035
Activity
Refer Main Data Under General Traders / Merchants.

RENEPE TRADING LIMITED

P.O. Box 23031, Sharjah
Tel: +971-6-594489
Fax: +971-6-593488
Activity
Refer Main Data Under General Traders / Merchants.

ROYAL DEEP TRADING EST.

P.O. Box 50809, Dubai
Location
Shop No. 28, Al Hawal Bldg. Al Ras, Deira
Tel: +971-4-262133 (2 Lines)
Fax: +971-4-251334
Key Personnel
Kishore Khundwani - Director
Rajesh Lulla

Activity
Importers, Exporters & Wholesalers of all kinds of food stuff like Rice, Sugar and Spices from India also wholesalers for fruits and vegetables.

ROYAL FOODS *

P.O. Box 2528, Dubai
Location
Khoory Bldg., 8th Floor
Beniyas Street, Deira
Tel: +971-4-223589 / 227641
Tlx: 46173 ROYAL EM
Fax: +971-4-279658
Activity
Leading Importers, Exporters, Indentors
'ROYAL DELITE' - tea, evaporated milk & milk powder.

S.B. & COMPANY *

P.O. Box 5248, Dubai
Location
Old Baladiya Street
Near Gold Souk, Al Ras Area
Tel: +971-4-225855 / 237228 / 233173
Tlx: 49255 SBCC EM
Fax: +971-4-217852
Activity
Distributors for full range of 'Ahmed' products (jams, pickles, spices in consumer pack, syrups, canned food, vermicelli).



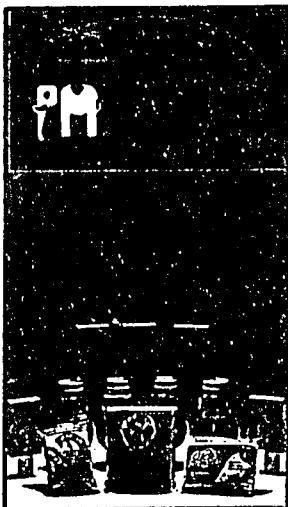
SAMS FOOD PRODUCTS

Address: 15 Hitech Industrial Estate
Caves Road, Jogeshwar (East)
Bombay - 400 060, India.
Tel: +91-22-8367931
Tlx: 011-82161 KKAC IN
Fax: +91-22-2028014
Key Personnel
Mr. Rajesh Singh
Activity
Manufacturers & Exporters of Red Garlic Chilly Sauce, Green Chilly Sauce, Goya Sauce, Chutney's & Paste, Garlic Paste, Meat Tenderizer, Tomato Ketchup.
Refer ad. next page.



SASH EXPORTS PVT. LTD.

Address: 12, National House
27, Raghunath Dadaji Street, Fort
Bombay - 400 001, India.
Tel: +91-22-2613112
Tlx: 011-84482 SASH IN
Fax: +91-22-2616893
Key Personnel
Mr. Sanjay Lal - Managing Director
Activity
Refer Main Advertisement under this category.



Exporters & Agents of all full range of food stuff & consumables like:

- Fresh Vegetables
- Onion, Potatoes
- Fresh Fruits - Mangoes, Pineapples, Apples, Oranges, Peaches, Coconut, Grapes, etc.
- Spices - Red Chilies, Turmeric, Cummin seeds, Coriander seeds, Green & Black Cardamom, Cloves, Cinnamon, etc.
- Milk Products
- Pulses (Lentils)
- Rice
- Sugar
- Chick Peas
- Dry Beans (Rajma, Chaul)
- Edible Oil
- Tea & Coffee
- Mango Pulp
- Tomato Paste
- Instant Food Mixes
- Masalas
- Syrups
- Pickles
- Corn Flour
- Snack Foods
- Roasted Foods
- White Dates

COMMENTS : We also source the above products from other countries to maintain our delivery schedules & quality.



SASH EXPORTS PVT. LTD.

12, National House,
27, Raghunath Dadaji Street,
Bombay - 400 001, INDIA.
Tel: 91-22-2613112
Tlx: 11-84482 SASH IN
Fax : 91-22-2616893

ROYAL DEEP TRADING EST. is a leading importer, exporter and wholesaler of all kinds of food stuff like Rice, Sugar and Spices from India also wholesalers for fruits and vegetables.

ROYAL FOODS * is a leading importer, exporter, indentor 'ROYAL DELITE' - tea, evaporated milk & milk powder.

S.B. & COMPANY * is a leading distributor for full range of 'Ahmed' products (jams, pickles, spices in consumer pack, syrups, canned food, vermicelli).

PRAVIN MASALEWALE GROUP OF COMPANIES is a house hold name, touches the lives of Consumers in India and abroad - Reaches major international markets in Middle East, U.K., U.S.A., Far East - Australia & New Zealand with Direct Exports of Rs. 10 million (order on execution) Pravin Group has the distinction of bagging the 1st price for its Mango Pickles and Apeida Shield for Export Packing - with the group's products range of Assorted Pickles, Spices, Instant Food mixes, Tomato Ketchup. Pravin is now poised for diversification in food products like Farsan, Frozen foods etc.

PRIMLAKS GROUP OF COMPANIES is a leading distributor for full range of 'Ahmed' products (jams, pickles, spices in consumer pack, syrups, canned food, vermicelli).

RENEPE TRADING LIMITED is a leading importer, exporter and wholesaler of all kinds of food stuff like Rice, Sugar and Spices from India also wholesalers for fruits and vegetables.

SAMS FOOD PRODUCTS is a leading manufacturer and exporter of Red Garlic Chilly Sauce, Green Chilly Sauce, Goya Sauce, Chutney's & Paste, Garlic Paste, Meat Tenderizer, Tomato Ketchup.

SASH EXPORTS PVT. LTD. is a leading exporter and agent of all full range of food stuff & consumables like: Fresh Vegetables, Onion, Potatoes, Fresh Fruits - Mangoes, Pineapples, Apples, Oranges, Peaches, Coconut, Grapes, etc., Spices - Red Chilies, Turmeric, Cummin seeds, Coriander seeds, Green & Black Cardamom, Cloves, Cinnamon, etc., Milk Products, Pulses (Lentils), Rice, Sugar, Chick Peas, Dry Beans (Rajma, Chaul), Edible Oil, Tea & Coffee, Mango Pulp, Tomato Paste, Instant Food Mixes, Masalas, Syrups, Pickles, Corn Flour, Snack Foods, Roasted Foods, White Dates.

COMMENTS : We also source the above products from other countries to maintain our delivery schedules & quality.

PRAVIN EXPORTS
44, Hadapsar Industrial Estate,
Hadapsar, Pune - 411 013 (India)
Phone : 91-212-672095, 46255
Cable : Spices, Fax : 91-212-671686

DIA Pune



SEVEN CONTINENTS EXPORTS

Address: 205 Emca House
289 S B Singh Road, Fort
Bombay - 400 001, India.
Tel: +91-22-2615498 (6 Lines)
Tlx: 011-82886 YCGI IN

Fax: +91-22-2614816

Key Personnel

Mr. Yogesh Handa -
President Intl. Div.
Mr. Ashish Kakodkar -
Export Manager

Activity
Refer Main Advertisement Under
Dyes & Chemicals.

SHANKAR TRADING CO.

P.O. Box 713, Dubai

Location

8th Al Kifaf Centre, Trade Centre
Road, Karama, Dubai
Tel: +971-4-371515

Tlx: 49038 SHNKR EM

Fax: +971-4-344272

Key Personnel

L.N. Kowlani - Chairman
Shanker H. Lakhiani
Vashi N. Kewlani

Activity

Importers, Exporters, Wholesalers of
Foodstuffs, Readymade Garments,
Household Appliances, Gifts and
Novelties, Socks & Shoes.

Contact Executive:

Harish Narwani
Pradeep D. Menghani

Comments

Operators of a Chain of Supermarkets

throughout UAE.

Import Region:

Europe, U.S.A., Far East, Japan and

Asia.

Export Region:

Pakistan, U.S.A., Africa, Far East and

other Gulf Sectors.



SIAM'S SUPERIOR TRADING CO.

P.O. Box 53241, Dubai

Location

3rd Floor, Flat No. 3
Habib Bank A.G. Zurich Bldg.
Jamal Abdul Nasser Square, Deira
Tel: +971-4-272074
Fax: +971-4-272892

Activity

Refer Main Data Under General
Traders / Merchants.

SUPER SUPER MARKET *

P.O. Box 322, Dubai

Location

Behind Al Ahli Street Mills
Rashidiya
Tel: +971-4-852152 / 370045
Tlx: 46343 TEPAR EM
Fax: +971-4-852901 / 246078

Activity

Leading Importers & distributors of all
kinds of food stuff items. Also available
cold storage on rental basis.

TAMEEM GENERAL TRADING

P.O. Box 447, Dubai

Location

Al Ras Road, Deira
Tel: +971-4-254424
Tlx: 68437 TAMIM EM
Fax: +971-4-254422

Key Personnel

Dilip Kikla - Manager

Activity

Importers & Wholesalers of foodstuffs
& frozen foods like canned fish, meat
& vegetables. Also dry sundries.

TEA BOARD OF INDIA

P.O. Box 2415, Dubai

Location

Indian Trade Centre, Bur Dubai
Tel: +971-4-522798 / 525200
Tlx: 46996 ADEPD EM
Fax: +971-4-528571

Activity

Refer Main Data Under Tea Producers
& Exporters.

Refer ad. next page.

TRUEBELL MARKETING & TRADING *

P.O. Box 4146, Sharjah

Location

Al Wahda Street, Behind Geco Marine
Off Al Wahda Street
Tel: +971-4-333395
Tlx: 68496 TMT EM
Fax: +971-6-336558

Activity

Wholesalers of Frozen and Dry
Foodstuff, Toiletries, Perfumes and
skin care products. Ship chandlers.

UNILEVER ARABIA

P.O. Box 3148, Dubai

Location

Al Wahabi Building, 3rd Floor
Al Garhood (Next to Jaguar Showroom)
Tel: +971-4-824235
Fax: +971-4-824426

Activity

Refer Main Data Under Food Products
Manufacturers & Suppliers.



V.P. BEDEKAR & SONS PVT. LTD.

Address: Bedekar Sadan No. 3
56 Tatyia Gharpure Path, Girgaum
Bombay - 400 004, India.
Tel: +91-22-356673 / 3884176
Cable: BEDEMASALA BOMBAY

Key Personnel

Mr. T.V. Bedekar -
Managing Director
Mr. Vasant T. Bedekar - Director

Activity

Refer Advertisement under this
category.

VE WONG CORPORATION

Address: 5th Floor
79, Chung Shan North Road Sc. 2
Taipei 10419, Taiwan, R.O.C.
Tel: +886-2-571-7271 (10 Lines)
Tlx: 19581 FERMENT

Cable: "FERMENT" TAIPEI

Fax: +886-2-562-9689 / 571-2920

Key Personnel

Wang Chi - President
K. H. Ching - Export Manager
Chen Jinn-lar (John) - Asst. Manager

Trade Dept

Activity

Manufacturing and Sales
Products Items: Monosodium
Glutamate; Instant Noodles; Soy
Sauce; Canned Foods, Beverages &
Desserts; Pre-Cooked Fast Foods
Chinese Style.

Year of Establishment: 1959


No. of Employees: 2,650.

مؤسسة رويال ديب التجارية
Royaldeep Trading Est.
(Wholesale Foodstuff Division)
TEL : 262133 (2 LINES), FAX : 251334,
AL RAS, AL HAWAI BLDG., SHOP NO. 28, DEIRA, DUBAI
IMPORTERS, EXPORTERS & WHOLESALERS
OF ALL KINDS OF FOODSTUFFS
سوبر ماركت روشن ديب
Roshan Deep
Super Market
TEL : 519287, FAX : 251334,
NEAR ASTORIA HOTEL, OPP. HANDLOOM HOUSE,
AL RAFIYA ROAD, BUR DUBAI, U.A.E.

Red Garlic Chilly Sauce,
Green Chilly Sauce,
Soya Sauce,
Chutney's & Paste,
Garlic Paste,
Meat Tenderizer.

Manufactured By :
SAMS FOOD PRODUCTS
15, Hitech Industrial Estate, Caves Road,
Jogeshwari (East), Bombay - 400 060
Tel: 8367931 Fax: 2020014
Tlx: 011-82161 KKAC IN

A variety of taste known for its distinction



India Tea

Your guarantee for the Real Tea Only from India.

TEA BOARD OF INDIA


TEA BOARD OF INDIA OFFICE
 100, 101, 102, 103, 104, 105, 106, 107, 108, 109, 110, 111, 112, 113, 114, 115, 116, 117, 118, 119, 120, 121, 122, 123, 124, 125, 126, 127, 128, 129, 130, 131, 132, 133, 134, 135, 136, 137, 138, 139, 140, 141, 142, 143, 144, 145, 146, 147, 148, 149, 150, 151, 152, 153, 154, 155, 156, 157, 158, 159, 160, 161, 162, 163, 164, 165, 166, 167, 168, 169, 170, 171, 172, 173, 174, 175, 176, 177, 178, 179, 180, 181, 182, 183, 184, 185, 186, 187, 188, 189, 190, 191, 192, 193, 194, 195, 196, 197, 198, 199, 200, 201, 202, 203, 204, 205, 206, 207, 208, 209, 210, 211, 212, 213, 214, 215, 216, 217, 218, 219, 220, 221, 222, 223, 224, 225, 226, 227, 228, 229, 230, 231, 232, 233, 234, 235, 236, 237, 238, 239, 240, 241, 242, 243, 244, 245, 246, 247, 248, 249, 250, 251, 252, 253, 254, 255, 256, 257, 258, 259, 260, 261, 262, 263, 264, 265, 266, 267, 268, 269, 270, 271, 272, 273, 274, 275, 276, 277, 278, 279, 280, 281, 282, 283, 284, 285, 286, 287, 288, 289, 290, 291, 292, 293, 294, 295, 296, 297, 298, 299, 300, 301, 302, 303, 304, 305, 306, 307, 308, 309, 310, 311, 312, 313, 314, 315, 316, 317, 318, 319, 320, 321, 322, 323, 324, 325, 326, 327, 328, 329, 330, 331, 332, 333, 334, 335, 336, 337, 338, 339, 340, 341, 342, 343, 344, 345, 346, 347, 348, 349, 350, 351, 352, 353, 354, 355, 356, 357, 358, 359, 360, 361, 362, 363, 364, 365, 366, 367, 368, 369, 370, 371, 372, 373, 374, 375, 376, 377, 378, 379, 380, 381, 382, 383, 384, 385, 386, 387, 388, 389, 390, 391, 392, 393, 394, 395, 396, 397, 398, 399, 400, 401, 402, 403, 404, 405, 406, 407, 408, 409, 410, 411, 412, 413, 414, 415, 416, 417, 418, 419, 420, 421, 422, 423, 424, 425, 426, 427, 428, 429, 430, 431, 432, 433, 434, 435, 436, 437, 438, 439, 440, 441, 442, 443, 444, 445, 446, 447, 448, 449, 450, 451, 452, 453, 454, 455, 456, 457, 458, 459, 460, 461, 462, 463, 464, 465, 466, 467, 468, 469, 470, 471, 472, 473, 474, 475, 476, 477, 478, 479, 480, 481, 482, 483, 484, 485, 486, 487, 488, 489, 490, 491, 492, 493, 494, 495, 496, 497, 498, 499, 500, 501, 502, 503, 504, 505, 506, 507, 508, 509, 510, 511, 512, 513, 514, 515, 516, 517, 518, 519, 520, 521, 522, 523, 524, 525, 526, 527, 528, 529, 530, 531, 532, 533, 534, 535, 536, 537, 538, 539, 540, 541, 542, 543, 544, 545, 546, 547, 548, 549, 550, 551, 552, 553, 554, 555, 556, 557, 558, 559, 560, 561, 562, 563, 564, 565, 566, 567, 568, 569, 570, 571, 572, 573, 574, 575, 576, 577, 578, 579, 580, 581, 582, 583, 584, 585, 586, 587, 588, 589, 590, 591, 592, 593, 594, 595, 596, 597, 598, 599, 600, 601, 602, 603, 604, 605, 606, 607, 608, 609, 610, 611, 612, 613, 614, 615, 616, 617, 618, 619, 620, 621, 622, 623, 624, 625, 626, 627, 628, 629, 630, 631, 632, 633, 634, 635, 636, 637, 638, 639, 640, 641, 642, 643, 644, 645, 646, 647, 648, 649, 650, 651, 652, 653, 654, 655, 656, 657, 658, 659, 660, 661, 662, 663, 664, 665, 666, 667, 668, 669, 670, 671, 672, 673, 674, 675, 676, 677, 678, 679, 680, 681, 682, 683, 684, 685, 686, 687, 688, 689, 690, 691, 692, 693, 694, 695, 696, 697, 698, 699, 700, 701, 702, 703, 704, 705, 706, 707, 708, 709, 710, 711, 712, 713, 714, 715, 716, 717, 718, 719, 720, 721, 722, 723, 724, 725, 726, 727, 728, 729, 730, 731, 732, 733, 734, 735, 736, 737, 738, 739, 740, 741, 742, 743, 744, 745, 746, 747, 748, 749, 750, 751, 752, 753, 754, 755, 756, 757, 758, 759, 760, 761, 762, 763, 764, 765, 766, 767, 768, 769, 770, 771, 772, 773, 774, 775, 776, 777, 778, 779, 780, 781, 782, 783, 784, 785, 786, 787, 788, 789, 790, 791, 792, 793, 794, 795, 796, 797, 798, 799, 800, 801, 802, 803, 804, 805, 806, 807, 808, 809, 810, 811, 812, 813, 814, 815, 816, 817, 818, 819, 820, 821, 822, 823, 824, 825, 826, 827, 828, 829, 830, 831, 832, 833, 834, 835, 836, 837, 838, 839, 840, 841, 842, 843, 844, 845, 846, 847, 848, 849, 850, 851, 852, 853, 854, 855, 856, 857, 858, 859, 860, 861, 862, 863, 864, 865, 866, 867, 868, 869, 870, 871, 872, 873, 874, 875, 876, 877, 878, 879, 880, 881, 882, 883, 884, 885, 886, 887, 888, 889, 890, 891, 892, 893, 894, 895, 896, 897, 898, 899, 900, 901, 902, 903, 904, 905, 906, 907, 908, 909, 910, 911, 912, 913, 914, 915, 916, 917, 918, 919, 920, 921, 922, 923, 924, 925, 926, 927, 928, 929, 930, 931, 932, 933, 934, 935, 936, 937, 938, 939, 940, 941, 942, 943, 944, 945, 946, 947, 948, 949, 950, 951, 952, 953, 954, 955, 956, 957, 958, 959, 960, 961, 962, 963, 964, 965, 966, 967, 968, 969, 970, 971, 972, 973, 974, 975, 976, 977, 978, 979, 980, 981, 982, 983, 984, 985, 986, 987, 988, 989, 990, 991, 992, 993, 994, 995, 996, 997, 998, 999, 1000

WRSM TRADING CO.
 P.O. Box 5305, Dubai
Location
 Opp. Grey Mackenzie, Al Ras, Deira
 Tel: +971-4-263037 / 263027 / 262432
 Warehouse - 858711
 Tlx: 45986 WRSM EM
 Cable: SOHAB
 Fax: +971-4-263069
Activity
 Importers, exporters, wholesalers for best quality Basmati rice, Thai rice, Sugar & Lentils.



ZAIT TRADING COMPANY
 P.O. Box 10725, Dubai
Location
 Al Ras Area, New Shaikha Latifa Bldg.
 Tel: +971-4-262311 / 262781 Office
 Warehouse: 858443
 Tlx: 47288 ZAIT EM
 Fax: +971-4-262268
Key Personnel
 D.P. Sharma - Managing Director
 Tel: (445887 Res.) / 446088
 J. Prakash - Tel: 668084
 Prince H.K. - Tel: 226610
Activity
 Foodstuff Importers, Building materials, bulk suppliers of edible oils, chemicals and soap materials.

B Bedekar Estd. 1910
 Winner of all INDIA FIRST PRIZES
 in various exhibitions
 held by Government of India.
Manufacturers & Exporters
Seasoned in PICKLES
SPECIALIST in SPICES
BEDEKAR PICKLES



Mango, Lemon,
 Chilli, Mixed,
 Vadu Mango,
 Avakkai Mango.

V. P. Bedekar
 & Sons
 Pvt. Ltd.
 Bombay-4

V. P. Bedekar & Sons Pvt. Ltd.
 Bedekar Sadan No.3, Taty Gharpure Path,
 Bombay - 400 004 INDIA.
 Tel. : (O) 91-22-3884176, 356673
 Cable: BEDEMASALA BOMBAY.

DTA Pure

Saudi Arabia



Fruit Boom on the Gulf

It's summer on the Gulf, with its customary seasonal temperatures of 40°C (104°F) plus. The tap water has a permanent tang of petroleum about it. After all, oil is the kingdom's principal source of income, and the main deposits are located around the twin cities of Dhahran/Dammam on the east coast.

The fruit trade has a relatively long tradition in this part of the country, because oil prospecting and extraction has always attracted foreigners – Americans and British, Pakistanis, Indians, Filipinos and Koreans. Al-Jishi Establishments is one of the kingdom's ten largest fruit importing companies. The firm's founder, *Hussain Ahmed Abdul Latif Al-Jishi*, has been involved in the fruit trade for forty years. In 1958 he had a little store in Qatif, a small town north of Dammam. He moved to Dammam in 1963 and opened a wholesale and retail trading firm at the central wholesale market there. Al-Jishi has been running his own import operation for exactly 20 years.

That is not something to be taken lightly. You need a knowledge of languages and worldwide connections. *Jaafar Usman*, Import Manager: "Summer is high season for fruit here, with demand focusing mainly on watermelons, oranges and mangoes. Stone fruit such as cherries, plums, apples and peaches are also moving very well right now. We import our supplies by air, sea and land." The list of countries he sources from spans the globe: "Fruit from Australia, Holland, Cyprus, Greece, Egypt, India, Pakistan, Sri Lanka and Kenya comes by air. The produce is trucked in from Dubai, Lebanon, Tunisia, Jordan, Turkey, Syria and Bahrain." Fruit and vegetables from China, Taiwan, India and Iran are reexported through Dubai and Bahrain. Merchandise comes from India and Sri Lanka by sea. Al-Jishi is Saudi Arabian agent for the Farzana Trading Company in Dubai. Most of the fruit that is reexported comes from Iran and India and includes ginger, garlic, onions, Iranian melons and watermelons, Iranian apples and Indian mangoes. Substantial volumes of lemons are imported from Spain.

Al-Jishi sells to the other wholesalers who lack import facilities of their own, and also supplies supermarkets and retailers in the surrounding towns and villages as well as hotels. *Jaafar Usman*: "The market has changed in our favour since the 1980s. We are particularly happy with the last three years and hope we'll be able to maintain business on the same high level." What are the firm's plans for the future? *Usman*: "We've built a new coldstore and will be taking in large shipments of apples, oranges and bananas by sea in the near future."



Hussain Ahmed Abdul
Latif Al-Jishi.



Saudi Arabia

Banana Imports into the Gulf Area January-June 1992/93 (in boxes)

Supplier	Year	Sharjah Qatar Abu Dhabi	Dammam/ Bahrain	Kuwait	Bandar Abbas	Jeddah	Total
Chiquita-Group	1993	800,966	404,831	482,353	2,314,623	523,213	4,525,986
	1992	718,665	521,406	467,956	2,364,037	990,794	5,062,858
Del Monte	1993	452,674	612,054	195,595	721,938	2,075,035	4,057,296
	1992	471,109	72,977	108,100	396,600	-	1,048,786
Dole	1993	409,886	744,787	49,730	1,132,897	1,824,301	4,161,601
	1992	372,989	353,592	93,395	1,807,635	533,559	3,161,170
Sumitomo	1993	48,749	167,965	-	549,798	-	766,512
	1992	67,025	251,934	-	93,380	-	412,339
Reybanpac/Bonita/ others	1993	198,000	40,502	30,000	2,083,190	535,947	2,887,639
	1992	-	-	-	-	-	-
Uniban/Banacol	1993	-	-	-	-	612,326	612,326
	1992	-	-	-	-	3,947,463	3,947,463
Total	1993	1,910,275	1,970,139	757,678	6,802,446	5,570,822	17,011,360

Bananas in the Gulf

Banana imports in the Gulf area are rising. This is the result of increased production of dollar bananas in Central and South America, says *Mahmood M.A. Khan*, Dubai. 10 million cases were unloaded in the Gulf region (Sharjah, Qatar, Dammam, Bahrain, Kuwait and Bandar Abbas) in 1991, rising to 15.8 m boxes in 1992. The most important single port of arrival was Bandar Abbas, Iran, with 4.2 m in 1991 and 9.5 m in 1992. Chiquita enjoyed a market share of 49.1% in 1991 with 4.9 m boxes, edging up to 50.3% with 8 m cases in 1992. Second in the running is Dole with 28% in 1991 and 27.8% in 1992.

Available statistics show that the Gulf region imported 17 m boxes from January to the end of June this year (13.6 m during the same period last year). Chiquita accounted for 4.5 (5 m the previous year), Del Monte 4 m (1.8 m), Dole 4.1 m (3.2 m) and Sumitomo 756,512 (412,339). Newcomers to the Gulf market are Reybanpac (Ecuador), Bonita and other suppliers with 2.9 m cases. Uniban and Banacol have lost considerable market shares. Their sendings fell from 3.9 m boxes in the previous year's half-year to 612,326 for the first six months of 1993. They may still make up lost ground in the second half of the year. Reybanpac has just opened an office in Iran.

Statistics show that the traditional market leader Chiquita, with its subsidiary brands "Chico" and "Amigo" and a comfortable 50% market share, need not fear even substantial competition from small suppliers. Mahmood Khan: "I imagine the explosive growth of outsiders is due to overproduction."

Mahammed A. Sharbatly Coldstores
Jeddah, Saudi Arabia



Importers of Fresh Fruit

Riyadh

Branch Office

Jeddah

Main Office

Dammam

Branch Office

P.O. Box 4150

Jeddah 21491, Saudi Arabia

Phone (+9662) 691-0052 (4 lines)

Telex 603491 elhany sj / 605186 elsayd sj

Fax (+9662) 691-0103

Khamis

Mushayt

Branch Office

AL-JISHI

IMPORTERS OF
FARMER PRODUCE FRUIT AND
VEGETABLES BY AIR

Hussein A. Al-Jishi Est
Food Stuff
P.O. Box 6243
Dammam 31442
Saudi Arabia
Tel. 8343 139/8343 374/8343 688
Fax: 03 8343 608 (domestic)
Fax: 009663 8343 608 (intern.)
Telex: 801860 jushi s

Le Gourmet الشروات

FRESH EXOTICS
We are small
but
we have quality
and
THE BEST


Importers of Fresh Products by Plane from everywhere

Gourmet Trading Co.
Riyadh Office: P.O. Box 55962
Riyadh 11544, Saudi Arabia
Tel: (01) 4856037, 4834737
Telex: 244821 ZAWAR
Fax: (01) 4640038
Jeddah Office: Tel: (02) 6658227
Fax: (02) 6652157

Al-Khamis Trading Establishment

Traders · Importers · Commission Agents
Fruit and Vegetables by Road, Sea and Air
Prop.: Ahmed A.A. Al-Khamis

P.O. Box 6373, Dammam, Saudi Arabia
Tel. (+966-3) 834-5530/833-8662/833-6708
Fax (+966-3) 833-8701 Telex 803483 khamis sj



Arabian Traders Cold Stores in Saudi Arabia



Arabian Trading Company for Cold Storage Ltd.

s/c Abdullah Al-Harbi Est.

P.O. Box 1393

Jeddah 21431, Saudi Arabia

Tel.: (02) 63 71 239 / 63 64 262 · Fax: (02) 63 63 687 · Telex: 601 065 RIJJAL SJ



ABBASI & ZAINY

Allam & Zainy Cold Storage
Jeddah, Riyadh, Dammam
Babul

The leading
importers

of fresh
fruit and
vegetables

in the
Middle East

P.O. Box 2495, Jeddah 21451

Kingdom of Saudi Arabia

Telephone: (2) 637-1315

Telex: 601728 FRUTIA SJ

Facsimile (2) 637-3012

Singapore



Pasir Panjang – a Clean Market

In a city-state like Singapore where throwing a cigarette butt on the ground invites a heavy fine and a thief receives 30 strokes of the cane on top of a jail sentence, the wholesale market is a paragon of organization and cleanliness. Pasir Panjang was built in 1983 on 14 hectares (57 acres) of reclaimed land at a cost of US\$40 million. The complex consists of the fruit, vegetable, dry-goods and coldstore sector with 241 large and 352 small market stands plus 476 cooling cells. The office building houses 24 firms, a bank and a ground-floor cafeteria. Market management does not follow the customary pattern. According to its director *Yian Hong Koh*, the Em Services company collects the stand rents on behalf of the Singapore Housing and Development Board and is responsible for cleaning the premises.

Over 30 firms and more than 80% of the city-state's importers are members of the Singapore Fruits Importers and Exporters Exchange. *Huat Lik Tan*, chairman: "We buy major items like citrus, apples, table grapes and pears from Australia, France, Japan and the United States jointly." Tony Tan, director, adds: "Trade is increasing. Consumers are becoming more health-conscious." Singapore lost its hinterland, Malaysia, when with a burgeoning economy that country began handling its imports itself. The cooperative's US\$3 million volume of imports therefore goes largely to the home market.

One-hundred percent of shipments from all over the world reach Singapore by container. Apples are palletized in the box, everything else is shipped loose. *Huat Lik Tan* says the largest single item is the approximately 300 containers with mainly red apples, citrus and table grapes from the United States.

H. Siang Tan, director of the Yew Say company, is happy with developments in Asia on the whole. "Competition is tough." He nevertheless describes Hong Kong as the trading hub for the northern part and Singapore for the southern part of South Asia. "We have been agents for



Imports of Fruit and Vegetables into Singapore Jan–Nov 1992 (in)

	Australia	China	Malaysia	USA	New Zealand	Chile
Oranges	15,288	1,281	—	16,694	—	—
Tangerines	—	10,392	—	—	—	—
Grapefruit	143	—	—	636	—	—
Bananas	—	—	28,354	—	—	—
Apples	9,254	—	—	11,632	—	2,327
Grapes	4,278	—	—	5,635	—	1,246
Melons	1,957	416	40,481	—	—	—
Papayas	—	—	12,067	—	—	—
Pears	8,517	15,358	—	335	304	207
Stone fruit	1,521	174	—	2,341	—	—
Potatoes	3,501	3,001	—	—	—	—
Onions	2,650	1,196	—	—	—	—
Garlic	—	31,859	1,377	—	—	—
Cabbage	1,935	2,435	4,270	—	—	—

Singapore



Jaffa since 1965 and for Pardess since 1991. We did good business with Israel till 1975", says Tan. The competition battle now takes place in the media. "Florida grapefruit and Sunkist oranges appear in commercials." And – consumers are becoming more quality-conscious.

"The best pears grow in China", affirms *Yeow Hua (Peter) Tan*, manager of Teck Kee Company. "We used to import pears from Australia. Now the People's Republic is our chief supplier." Teck Kee has entered into a long-term joint venture with suppliers in Sinkiang and Hubei. "The enormous distances are a problem", Peter Tan concedes. The sensitive produce is packed in boxes in the firm's own packing house and then sets off on a two-week haul to Hong Kong followed by three and a half days by container to Singapore. "On this count, mandarins are easy. They grow in Guangdong province right next to Hong Kong and are stowed in containers on the spot." 30% of the merchandise stays in the city-state and 70% is reexported to Malaysia, Indonesia and the Philippines. Teck Kee imported 2,000 tonnes pears, 1,200 t melons and 3,500 t mandarins in 1992. At the end of the interview, Yeow Hua Tan gave your reporter a tip: "Try the best pear – the paradise pear!" This is a small aromatic lightly textured fruit which is supplied from China in January and February.

Khiam Back Tay of the Hupco' company packs apples, pears, mandarins and stonefruit under the "Fortune" label depicting a leaping stag. Hupco maintains a stand at Pasir Panjang as well as a distribution centre on Teck Guan Street, formerly a fruit-trading centre. Vestiges of

this activity can still be observed in the market atmosphere on the edge of the world's cleanest city.

Eng Cheong Peng Kee is a long-established import company. *Mike K. G. Low*, director, says the age of the supermarket has now dawned in Singapore as well. "Fruits from temperate regions like apples and pears are exotics for us. Subtropical and tropical fruits are cultivated in this area. Supplies from Malaysia and Thailand are not really imports in the strict sense because they are trucked down here over the road network of the Malay peninsula." The firm reexports 20–25% of imports. "The percentage has got smaller. Singapore is concentrating more on itself", says Low. And goes on: "The range is shifting in favour of tropical fruits." That has directly to do with disposable income, the housewife's purse.

Though *Tony K. H. Chua* of Chit Hong & Co. in Singapore's old Chinese quarter imports fruit and vegetables from Australia, France, Japan and the US, his main stamping-ground is China. Chua can look back on 25 years of contacts with suppliers there. The 2,000 40-foot containers he brings in from China are filled largely with products from the People's Republic – ya pears from Hebei province, chang-pa and Shandong or fragrant pears from Sinkiang or mandarins from Guangdong next door to Hong Kong. Chua says his suppliers in China are mostly state enterprises. "There's still a considerable state presence in agriculture."

Primary Industries in the slaughterhouse centre west of Singapore is also state-controlled. Besides beef, goat meat and lamb, Primary also distributes fifty kinds of fruit and vegetables to the tune of 200 t a month. *Dr Pow-Chow Leong*, manager of the fruit and vegetable section, imports mainly through agents in Australia, New Zealand and Europe as well as Indonesia, Pakistan, India


Singapore



and China. The volume of imports runs to a value of US\$250 million and breaks down into 60% fruits and 40% vegetables.

The Seasonal Produce Commission House sources onions, shallots and potatoes from all over the world. Director *Chin Huat Lim* names Holland, Britain, India, Pakistan and the United States – above all Oregon – as supplier countries. The southern hemisphere is represented by Tasmania and New Zealand. ●

Durians (*Durio zibethinus*) on Singapore market. Chinese in particular prize the fruit as an alleged aphrodisiac.





Hong Kong

Hong Kong – One Huge Emporium

Chris Patten, Governor of the Crown Colony of Hong Kong, said in his address on the occasion of the Chinese New Year: "Hong Kong bucked all world-market trends in 1992 by pursuing its unbroken economic expansion with a 5% growth rate." This was without a doubt also a political statement, because north of Sheung Shui, the border post with the People's Republic of China, and especially in Beijing, the crown colony is observed with growing irritation. China labels everything the British governor intends to do before the handover of power in 1997 – liberalization and democratization, not to mention the construction of a major new airport in the New Territories – as "meddling in its internal affairs" and a "violation of the Memorandum of Understanding negotiated with the United Kingdom in 1991". Behind all this is China's uncertainty as to what is going to happen with this vibrantly dynamic 1,000 km² (400 square mile) economic giant anyway.

Across the border, a return to a more quiescent age of simply tending the fields is out of the question if for no other reason than that, around Hong Kong, a highly

developed industrial belt has sprung up which has generated its own dynamics and is largely immune to political decisionmaking.

A "spot market" for fruit and vegetables

For countless foreign tourists, Hong Kong and more particularly the Kowloon peninsula is one gigantic shopping centre where impulse or "spot" deals ("see it – buy it") predominate. It is the same with the fruit and vegetable trade. One reason for this is the level of population, which at 5.9 million is relatively quickly saturated. Another is that "day-to-day deals" are very much in keeping with the spirit of Hong Kong, and buyers act accordingly. For this reason, and also because of the above-mentioned limited capacity of the market, almost all fruit and vegetables come in containers. Furthermore, the colony also acts as a buffer and repacking centre for produce from the neighbouring Chinese province of Guangdong (Canton). The belt encircling Hong Kong is not just an industrial phenomenon: it is also a source of, in particular, excellent mandarin oranges. Refrigerated railway wagons haul vegetables and pears from the Chinese interior. They are repacked, loaded into containers and distributed throughout the entire region, particularly wherever overseas Chinese live.

Multilayered import market

Hong Kong is above all a Chinese market. In other words, the fruit must look bright and colourful and be sweet to the taste. The sweeter the Red Delicious or grape, the better. Australian Fuji apples are also popular. Recent years have even seen the development of a limited



Hong Kong

potential for yellow and green apples. In citrus, shoppers go first and foremost for what they know: mandarins or tangerine-type products, but now also Navels and Valencias from California, which are intensively promoted. The market for grapefruit is small: the white variety is too acidic for the Chinese taste and the sweet Ruby Red is not known. Despite its Chinese origins, the kiwifruit has never made any headway. Is it because it is too ugly-looking?

The lunar New Year (which fell on 23 January this year) is the biggest Chinese festival of them all, comparable to Christmas in the West. It is also a consumer event. As the holiday approaches, fruit and vegetable suppliers' hearts throughout the entire Pacific area beat faster, because it always marks a high point in the consumption of their products. Demand extends to the exotics, including the hypertrophic Fuji apple which weighs in at 600-700 g: lovingly wrapped, it passes over the counter for a few Hong Kong dollars.

Silco International is one of the firms that imports almost every product in the fruit and vegetable range regardless of Chinese tastes. The firm's headquarters are within view of Kai Tak airport, one of the busiest in East Asia with 1,600 take-offs and landings. Silco was founded in 1965, since when it has carved out a role as a supplier of airline companies, restaurants, hotels and other large-scale up-market caterers. "That means one thing and one thing only: quality - top quality", says *Eddy Lee Oi Tak*, Silco's sales manager. Naturally, Silco also imports meat, poultry, eggs and cheese. →

P&C Trading is a buffer company between China and the local region, one of many in Hong Kong. P&C chief *Plato Cheung* says these companies have cultivated contacts with agricultural enterprises in Guangdong province for years. They have the produce packed to "western" standards and reexport most of it. Cheung has intensified this collaboration. He is linked directly to production at Po Leng, a city about 400 km (240 miles) distant through his new firm Agrico, a joint venture with partners in the People's Republic. Agrico supplies mostly mandarins and garlic, the latter from Hebei province.

Imports of fruits and vegetables into Hong Kong 1988-91 (in t)

	1988	1989	1990	1991
Apples	62,378	60,182	62,380	67,621
Bananas	36,107	34,078	32,318	41,530
Capsicum	16,218	15,944	16,480	12,970
Grapefruit	11,236	11,890	9,332	11,191
Lemons	8,810	9,462	9,436	9,798
Onions	16,350	17,240	15,914	16,705
Oranges	165,645	167,451	171,305	143,668
Peaches	1,238	1,162	1,583	3,105
Pears	59,015	56,221	43,070	45,184
Pineapples	3,616	7,997	8,291	5,019
Potatoes	24,601	22,033	21,872	29,380
Table grapes	20,890	29,868	26,729	29,262
Tomatoes	11,490	9,503	11,488	10,390

Source: FAO Trade Yearbook 1991

A glance at Macau

Macau, 65 km (40 miles) to the west on the estuary of the Pearl River, is in a somewhat similar situation to Hong Kong. The colony's 500,000 inhabitants, 97% of them Chinese, owe their existence mainly to its casinos. Macau is ruled by a governor appointed by the Portuguese president. Chinese is the language of general use; Portuguese is limited to official purposes. Macau is due to revert to China two years after Hong Kong, ie in 1999. The loss of Macau as an international zone and gambling centre would be a severe blow to the Chinese. Fruit and vegetables are imported via Hong Kong; occasional direct deliveries from China come across the border which cuts through the town across the peninsula. As in Hong Kong, the accent in fruit consumption is on apples and citrus fruit.



<----- Figures For 1992 ----->				<----- Figures For 1991 ----->			
	Weight-Kilos	Value-Drhms	Units	Weight-Kilos	Value-Drhms	Units	
Chapter : 07	EDIBLE VEGETABLES AND CERTAIN ROOTS AND TUBERS						
Heading : 0701	POTATOES, FRESH OR CHILLED.						
HS-Code : 070110	POTATO SEEDS						
	0	0	0	526	3,656	0	
CYPRUS	0	0	0	11,760	31,782	0	
GERMANY	0	0	0	136,163	383,076	0	
DENMARK	0	0	0	193	558	0	
EGYPT	0	0	0	267,502	1,217,081	0	
FRANCE	238,062	1,006,452	0	384,338	1,252,356	0	
NETHERLANDS	422,016	1,396,406	0	188	506	0	
USA	0	0	0				
*** HS-Code Total ***	----- 640,078	----- 2,402,858	----- 0	----- 800,670	----- 2,889,015	----- 0	

	←----- Figures For 1992 ----->			←----- Figures For 1991 ----->		
	Weight-Kilos	Value-Drhms	Units	Weight-Kilos	Value-Drhms	Units
HS-Code : 070190	POTATOES, FRESH OR CHILLED					
AUSTRALIA	6,974	39,496	0	2,827	23,052	0
AUSTRIA	41	304	0	0	0	0
COSTA RICA	0	0	0	15	587	0
CYPRUS	33,714	292,407	0	9,665	81,133	0
GERMANY	9,609	7,329	0	0	0	0
DENMARK	0	0	0	2,049	6,863	0
EGYPT	393,563	525,776	0	79,700	222,277	0
FRANCE	312	3,963	0	121	983	0
UNITED KINGDOM	1,031	10,812	0	387	3,041	0
INDIA	1,682,369	1,100,298	0	2,367,653	2,076,383	0
IRAN	2,326,440	876,175	0	6,137,840	2,303,386	0
JORDAN	3,405	7,514	0	0	0	0
LIBYA	118,388	415,567	0	258,342	585,705	0
NETHERLANDS	16,927	29,676	0	83,217	157,872	0
PAKISTAN	639,961	201,524	0	1,508,231	924,408	0
PHILIPPINES	0	0	0	11,200	50,354	0
USA	339	2,024	0	1,912	5,269	0
*** HS-Code Total ***	5,233,073	3,512,865	0	10,463,159	6,441,313	0
*** Heading Total ***	5,893,151	5,915,723	0	11,263,829	9,330,328	0
Heading : 0702	TOMATOES, FRESH OR CHILLED					
HS-Code : 070200	(Same Description as Heading 0702)					
AUSTRALIA	1,074	16,152	0	1,617	26,554	0
BELGIUM	0	0	0	10	123	0
CANARY ISLANDS	1,305	17,121	0	175	1,926	0
CYPRUS	153	2,632	0	494	8,114	0
GERMANY	3,351	43,964	0	0	0	0
EGYPT	9,273	25,489	0	165,196	512,098	0
SPAIN	5,251	54,633	0	425	6,050	0
FRANCE	234	2,588	0	182	1,894	0
UNITED KINGDOM	3	92	0	0	0	0
INDIA	100	1,360	0	50,873	236,704	0
IRAN	1,354,050	790,124	0	8,048,649	3,815,795	0
JORDAN	0	0	0	11,085	21,459	0
LEBANON	528	7,955	0	41	606	0
LIBYA	1,700	5,100	0	15,761	58,484	0
SRI LANKA	563	10,651	0	0	0	0
NETHERLANDS	83,701	866,903	0	42,033	447,559	0
PAKISTAN	0	0	0	8,148	22,402	0
SUDAN	0	0	0	4,000	12,000	0
SENEGAL	60	1,341	0	0	0	0
USA	136	1,997	0	1,496	7,066	0
ZIMBABWE	116	1,950	0	45	903	0
*** HS-Code Total ***	1,461,598	1,850,052	0	8,350,230	5,179,737	0
*** Heading Total ***	1,461,598	1,850,052	0	8,350,230	5,179,737	0
Heading : 0703	ONIONS, SHALLOTS, GARLIC, LEEKS AND OTHER ALLIACEOUS VEGETABLES, FRESH OR CHILLED					
HS-Code : 070310	ONIONS AND SHALLOTS					
AUSTRALIA	245,694	520,866	0	148,531	473,884	0
AUSTRIA	0	0	0	16,140	31,590	0
BELGIUM	85	824	0	0	0	0

----->Contd.

	----- Figures For 1992 ----->			<----- Figures For 1991 ----->		
	Weight-Kilos	Value-Drhms	Units	Weight-Kilos	Value-Drhms	Units
CYPRUS	0	0	0	25	149	0
GERMANY	11	232	0	0	0	0
EGYPT	8,973	32,164	0	16,542	59,402	0
SPAIN	0	0	0	8,820	15,749	0
FRANCE	126	1,993	0	888	10,199	0
UNITED KINGDOM	10	432	0	35	351	0
INDIA	81,051,789	41,013,356	0	55,229,593	44,735,564	0
IRAN	39,817,000	15,110,191	0	26,079,386	8,290,079	0
LEBANON	0	0	0	17	258	0
SRI LANKA	23,496	107,168	0	1,720	10,168	0
NETHERLANDS	14,669	38,943	0	45,410	81,705	0
NEW ZEALAND	14,000	17,232	0	0	0	0
PAKISTAN	4,818,000	1,165,485	0	10,530,825	5,133,569	0
THAILAND	73	897	0	39	444	0
TURKEY	0	0	0	1,532,008	282,884	0
USA	250,696	813,863	0	227,050	673,492	0
*** HS-Code Total ***	126,244,622	58,823,646	0	93,837,029	59,799,487	0
HS-Code : 070320 GARLIC						
ARGENTINA	1,065,000	4,793,687	0	514,805	2,626,459	0
CANADA	0	0	0	202	3,389	0
CHINA	12,557,757	30,051,624	0	11,816,264	31,619,122	0
EGYPT	21	129	0	1,146	4,115	0
SPAIN	192	3,707	0	140	2,785	0
FRANCE	7	103	0	54	1,543	0
UNITED KINGDOM	11	356	0	132	4,289	0
HONG KONG	85,729	242,823	0	0	0	0
INDIA	1,622	6,763	0	268,007	217,752	0
IRAN	4,489,300	3,749,812	0	4,360,152	3,147,564	0
ITALY	76	1,447	0	0	0	0
SRI LANKA	21	127	0	0	0	0
NETHERLANDS	70	1,291	0	121	492	0
PAKISTAN	121	847	0	88,000	80,900	0
THAILAND	17	429	0	0	0	0
TAIWAN	50,000	155,723	0	162,500	713,674	0
TANZANIA	0	0	0	200	1,796	0
*** HS-Code Total ***	18,249,944	39,008,868	0	17,211,723	38,423,880	0
HS-Code : 070390 LEEKS AND OTHER ALLIACEOUS VEGETABLES						
AUSTRALIA	0	0	0	827	6,742	0
BELGIUM	0	0	0	120	1,007	0
COLOMBIA	186	1,206	0	0	0	0
GERMANY	1,953	23,464	0	14	163	0
FRANCE	679	5,044	0	351	3,836	0
INDIA	69,004	148,841	0	0	0	0
IRAN	0	0	0	6,000	3,139	0
JORDAN	0	0	0	24	204	0
SRI LANKA	3,817	21,250	0	1,209	6,405	0
NETHERLANDS	47,080	421,679	0	24,981	229,816	0
*** HS-Code Total ***	122,719	621,484	0	33,526	251,312	0

-----Contd.-----

		----- Figures For 1992 -----			----- Figures For 1991 -----		
		Weight-Kilos	Value-Drhms	Units	Weight-Kilos	Value-Drhms	Units
*** Heading Total ***		144,617,285	98,453,998	0	111,082,278	98,474,679	0
Heading :	0704	CABBAGES, CAULIFLOWERS, KOHLRABI, KALE AND SIMILAR EDIBLE BRASSICAS, FRESH OR CHILLED					
HS-Code :	070410	CAULIFLOWERS AND HEADED BROCCOLI					
	AUSTRALIA	113,395	1,224,544	0	86,961	971,947	0
	AUSTRIA	766	7,061	0	0	0	0
	BELGIUM	0	0	0	3,169	23,966	0
	CYPRUS	0	0	0	272	2,393	0
	GERMANY	3,382	34,082	0	0	0	0
	DENMARK	0	0	0	1,025	4,289	0
	FRANCE	4,879	37,938	0	2,306	20,417	0
	INDIA	105	1,421	0	0	0	0
	IRAN	1,508,000	707,365	0	345,500	143,996	0
	SRI LANKA	0	0	0	10,873	23,936	0
	NETHERLANDS	61,234	550,162	0	88,179	688,113	0
	SINGAPORE	75	1,181	0	0	0	0
	THAILAND	632	7,948	0	922	10,176	0
	USA	420	3,592	0	230	996	0
*** HS-Code Total ***		1,692,888	2,575,294	0	539,437	1,890,229	0
HS-Code :	070420	BRUSSELS SPROUTS					
	AUSTRALIA	7,603	71,056	0	2,811	29,009	0
	AUSTRIA	80	708	0	0	0	0
	BELGIUM	0	0	0	1,665	5,917	0
	FRANCE	179	1,559	0	41	451	0
	IRAN	0	0	0	7,000	3,955	0
	ITALY	16	193	0	0	0	0
	MEXICO	97	3,427	0	0	0	0
	NETHERLANDS	8,180	73,876	0	5,336	55,478	0
	SINGAPORE	52	540	0	0	0	0
	THAILAND	0	0	0	8	99	0
*** HS-Code Total ***		16,207	151,359	0	16,861	94,909	0
HS-Code :	070490	OTHER CABBAGES AND SIMILAR EDIBLE BRASSICAS					
	AUSTRALIA	10,317	39,819	0	3,103	18,464	0
	BELGIUM	0	0	0	132	1,288	0
	CHINA	20,068	42,506	0	0	0	0
	CYPRUS	12	97	0	0	0	0
	GERMANY	3,523	7,414	0	0	0	0
	EGYPT	208	803	0	0	0	0
	SPAIN	295	2,467	0	85	1,113	0
	FRANCE	520	3,179	0	404	3,414	0
	UNITED KINGDOM	5	169	0	10	375	0
	INDIA	342	2,616	0	10,000	5,752	0
	IRAN	7,264,800	3,145,384	0	6,485,630	2,684,630	0
	ITALY	49	507	0	0	0	0
	KENYA	0	0	0	20	114	0
	SOUTH KOREA	2,250	12,667	0	2,288	12,143	0
	LEBANON	145	3,558	0	0	0	0
	SRI LANKA	28	134	0	14	63	0
	NETHERLANDS	46,190	396,481	0	34,750	286,627	0
	PAKISTAN	800	1,904	0	0	0	0

-----Contd.-----

		←----- Figures For 1992 ----->			←----- Figures For 1991 ----->		
		Weight-Kilos	Value-Drhms	Units	Weight-Kilos	Value-Drhms	Units
PORTUGAL		68	566	0	0	0	0
SYRIA		0	0	0	461	8,500	0
THAILAND		5	49	0	11	112	0
USA		0	0	0	6	81	0
*** HS-Code Total ***		7,349,625	3,660,320	0	6,536,914	3,022,676	0
*** Heading Total ***		9,058,720	6,386,973	0	7,093,212	5,007,814	0
Heading :	0705	LETTUCE AND CHICORY, FRESH OR CHILLED					
HS-Code :	070510	LETTUCE					
	AUSTRALIA	238,590	1,515,293	0	142,685	914,948	0
	AUSTRIA	89	728	0	5,998	26,799	0
	BELGIUM	4	94	0	505	5,943	0
	CYPRUS	75	606	0	1,159	8,757	0
	GERMANY	4,717	71,147	0	79	975	0
	EGYPT	25,262	92,462	0	16,625	59,480	0
	SPAIN	12,293	105,312	0	2,955	26,652	0
	FRANCE	1,615	21,055	0	876	11,259	0
	UNITED KINGDOM	0	0	0	96	1,098	0
	INDIA	254	3,447	0	0	0	0
	IRAN	29,167	52,085	0	68,178	147,217	0
	ITALY	891	14,601	0	182	4,482	0
	KENYA	0	0	0	34	259	0
	LEBANON	250	2,887	0	315	3,302	0
	MAURITIUS	0	0	0	756	4,104	0
	NETHERLANDS	176,304	2,018,880	0	192,214	1,738,031	0
	PAKISTAN	0	0	0	13,000	14,220	0
	USA	18,997	171,198	0	3,830	34,392	0
*** HS-Code Total ***		508,508	4,069,795	0	449,487	3,001,918	0
HS-Code :	070520	CHICORY					
	AUSTRALIA	96	1,034	0	2,080	21,289	0
	BELGIUM	0	0	0	54	701	0
	GERMANY	212	2,938	0	0	0	0
	FRANCE	251	2,869	0	297	3,328	0
	UNITED KINGDOM	4	129	0	0	0	0
	INDIA	97	1,321	0	0	0	0
	NETHERLANDS	27,062	291,352	0	20,733	234,427	0
	PAKISTAN	0	0	0	28,000	8,691	0
*** HS-Code Total ***		27,722	299,643	0	51,164	268,436	0
*** Heading Total ***		536,230	4,369,438	0	500,651	3,270,354	0
Heading :	0706	CARROTS, TURNIPS, SALAD BEETROOT, SALSIFY, CELERIAC, RADISHES AND SIMILAR EDIBLE ROOTS, FRESH OR CHILLED.					
HS-Code :	070610	CARROTS AND TURNIPS					
	AUSTRALIA	485,784	1,290,713	0	350,507	1,091,511	0
	BELGIUM	1,545	5,017	0	4,224	13,599	0
	GERMANY	55	401	0	0	0	0
	DENMARK	0	0	0	513	1,865	0
	EGYPT	126	601	0	0	0	0

=====
-----Contd.-----

	----- Figures For 1992 ----->			<----- Figures For 1991 ----->		
	Weight-Kilos	Value-Drhms	Units	Weight-Kilos	Value-Drhms	Units
SPAIN	119	1,265	0	0	0	0
FRANCE	474	3,287	0	734	5,314	0
UNITED KINGDOM	21	842	0	106	1,321	0
INDIA	25	336	0	0	0	0
IRAN	2,939,500	1,200,682	0	2,051,476	855,973	0
KENYA	10	99	0	0	0	0
LEBANON	0	0	0	48	1,400	0
SRI LANKA	125	587	0	70	327	0
NETHERLANDS	15,044	121,885	0	8,913	71,455	0
PAKISTAN	8,069	15,648	0	2,034	6,187	0
THAILAND	2	33	0	0	0	0
USA	3,236,888	9,401,837	0	4,423,100	11,565,849	0
*** HS-Code Total ***	6,687,787	12,043,233	0	6,841,725	13,614,801	0
HS-Code : 070690 OTHER SALAD BEETROOT AND SIMILAR EDIBLE ROOTS						
AUSTRALIA	8,476	72,841	0	5,588	59,667	0
AUSTRIA	256	2,376	0	0	0	0
BELGIUM	5	109	0	128	1,168	0
GERMANY	573	6,019	0	574	4,021	0
EGYPT	355	1,000	0	0	0	0
FRANCE	727	7,215	0	494	4,609	0
INDIA	73	991	0	295	1,345	0
ITALY	187	3,506	0	0	0	0
KENYA	0	0	0	20	100	0
LEBANON	0	0	0	15	184	0
SRI LANKA	703	3,278	0	2,241	10,016	0
NETHERLANDS	20,513	259,765	0	9,882	129,534	0
PAKISTAN	1,390	5,560	0	123	436	0
THAILAND	0	0	0	34	464	0
*** HS-Code Total ***	33,258	362,660	0	19,394	211,644	0
*** Heading Total ***	6,721,045	12,405,893	0	6,861,119	13,826,445	0
Heading : 0707 CUCUMBERS AND GHERKINS, FRESH OR CHILLED						
HS-Code : 070700 (Same Description as Heading 0707)						
BELGIUM	0	0	0	10	93	0
BANGLADESH	20	86	0	0	0	0
GERMANY	658	8,032	0	0	0	0
SPAIN	1,438	21,499	0	705	8,056	0
FRANCE	72	483	0	1,731	5,173	0
UNITED KINGDOM	78	414	0	0	0	0
INDIA	4,171	20,923	0	7,017	34,969	0
IRAN	0	0	0	31,000	58,396	0
LEBANON	105	1,727	0	0	0	0
LIBYA	19,503	228,645	0	3,719	14,876	0
SRI LANKA	2,488	11,501	0	2,567	10,750	0
NETHERLANDS	19,500	181,876	0	14,742	136,045	0
THAILAND	33	422	0	0	0	0
*** HS-Code Total ***	48,066	475,608	0	61,491	268,358	0
*** Heading Total ***	48,066	475,608	0	61,491	268,358	0

====Contd.

		----- Figures For 1992 ----->			<----- Figures For 1991 ----->		
		Weight-Kilos	Value-Drhms	Units	Weight-Kilos	Value-Drhms	Units

Heading	0708	LEGUMINOUS VEGETABLES, SHELLED OR UNSHELLED, FRESH OR CHILLED.					
HS Code	070810	PEAS					
	AUSTRALIA	0	0	0	236,628	336,398	0
	CYPRUS	270	3,659	0	0	0	0
	EGYPT	20,714	68,015	0	46,842	157,421	0
	FRANCE	31	462	0	38	824	0
	GUATEMALA	1,124	26,737	0	258	7,115	0
	INDIA	2,026	13,108	0	96,377	239,228	0
	IRAN	0	0	0	6,121	5,354	0
	KENYA	256	4,983	0	874	9,388	0
	LEBANON	0	0	0	78	1,181	0
	SRI LANKA	0	0	0	1	67	0
	NETHERLANDS	2,739	37,439	0	24,172	115,079	0
	NEW ZEALAND	51	772	0	21,500	32,879	0
	PAKISTAN	2,156	5,796	0	766	2,000	0
	THAILAND	2,020	34,879	0	1,825	31,299	0
	TURKEY	0	0	0	128,029	245,374	0
	USA	689	9,394	0	2,078	8,618	0
	ZAMBIA	0	0	0	212	4,970	0
	ZIMBABWE	505	11,183	0	407	10,108	0
	*** HS-Code Total ***	32,581	216,427	0	566,206	1,207,603	0

HS-Code	070820	BEANS					
	ARGENTINA	0	0	0	20,500	73,405	0
	BANGLADESH	703	2,903	0	345	1,294	0
	CYPRUS	787	11,507	0	378	4,423	0
	DENMARK	0	0	0	20,000	32,450	0
	EGYPT	524,586	1,705,619	0	743,512	2,349,488	0
	SPAIN	644	10,990	0	90	1,303	0
	FRANCE	129	1,306	0	110	903	0
	UNITED KINGDOM	13	127	0	23	388	0
	GREECE	0	0	0	26	298	0
	HONG KONG	1	188	0	0	0	0
	INDIA	23,188	114,621	0	7,187	32,832	0
	IRAN	1,000	1,108	0	0	0	0
	JORDAN	0	0	0	20	149	0
	KENYA	29,248	231,759	0	16,921	157,459	0
	LEBANON	2,560	48,867	0	1,584	26,271	0
	LIBYA	0	0	0	6,000	24,000	0
	SRI LANKA	4,835	24,731	0	2,788	13,919	0
	MOROCCO	92	375	0	0	0	0
	MALAYSIA	0	0	0	250	3,009	0
	NETHERLANDS	13,785	146,325	0	6,903	80,267	0
	THAILAND	2,796	38,765	0	75,055	169,271	0
	USA	17,700	54,797	0	173,597	522,413	0
	*** HS-Code Total ***	622,067	2,393,988	0	1,075,289	3,493,542	0

HS-Code	070890	OTHER LEGUMINOUS VEGETABLES					
	EGYPT	33,876	98,928	0	19,359	59,953	0
	FRANCE	508	10,284	0	37	516	0
	GUATEMALA	574	14,745	0	489	16,000	0
	INDIA	165	1,149	0	20	79	0

-----Contd.-----

	----- Figures For 1992 ----->			<----- Figures For 1991 ----->		
	Weight-Kilos	Value-Drhms	Units	Weight-Kilos	Value-Drhms	Units
KENYA	226	1,318	0	0	0	0
NIGERIA	110	2,066	0	0	0	0
NETHERLANDS	2,520	49,936	0	1,045	20,037	0
PAKISTAN	0	0	0	671	1,882	0
THAILAND	9	153	0	330,212	535,324	0
ZAMBIA	110	3,463	0	88	2,653	0
ZIMBABWE	754	21,181	0	735	19,815	0
*** HS-Code Total ***	38,852	203,223	0	352,656	656,259	0
*** Heading Total ***	693,570	2,613,638	0	1,994,151	5,357,404	0
Heading : 0709	OTHER VEGETABLES, FRESH OR CHILLED.					
HS-Code : 070910	GLOBE ARTICHOKEs					
AUSTRALIA	410	7,290	0	48	600	0
BELGIUM	0	0	0	12	199	0
CYPRUS	1,096	12,455	0	100	2,986	0
EGYPT	1,268	4,719	0	1,001	4,334	0
SPAIN	21	568	0	17	174	0
FRANCE	1,080	13,392	0	893	12,523	0
UNITED KINGDOM	0	0	0	5	115	0
ITALY	48	567	0	6	84	0
LEBANON	373	7,625	0	356	5,623	0
NETHERLANDS	614	7,591	0	855	11,134	0
THAILAND	22	403	0	0	0	0
*** HS-Code Total ***	4,932	54,610	0	3,293	37,772	0
HS-Code : 070920	ASPARAGUS					
ARGENTINA	0	0	0	21	610	0
AUSTRALIA	5,613	114,913	0	3,327	53,628	0
AUSTRIA	55	945	0	0	0	0
CHILE	16	323	0	82	2,114	0
CYPRUS	7	183	0	0	0	0
EGYPT	411	1,178	0	795	2,275	0
SPAIN	33	1,025	0	15	222	0
FRANCE	280	6,807	0	28	709	0
UNITED KINGDOM	0	0	0	930	32,842	0
GUATEMALA	12	777	0	27	964	0
KENYA	40	186	0	6	184	0
SRI LANKA	0	0	0	268	1,386	0
MEXICO	0	0	0	62	2,951	0
NETHERLANDS	903	12,561	0	2,215	29,598	0
PERU	10	327	0	0	0	0
THAILAND	3,545	61,522	0	3,349	59,333	0
USA	3,713	65,712	0	1,708	27,379	0
*** HS-Code Total ***	14,638	266,459	0	12,833	214,195	0
HS-Code : 070930	AUBERGINES (EGG-PLANTS)					
AUSTRALIA	69	1,019	0	13	174	0
CYPRUS	49	1,696	0	0	0	0
GERMANY	35	294	0	0	0	0
EGYPT	221	518	0	720	2,449	0

----->Contd.----->

	----- Figures For 1992 ----->			<----- Figures For 1991 ----->		
	Weight-Kilos	Value-Drhms	Units	Weight-Kilos	Value-Drhms	Units
SPAIN	60	904	0	80	1,255	0
FRANCE	520	5,363	0	45	566	0
GAMBIA	12	167	0	0	0	0
INDIA	368	1,986	0	259	1,096	0
IRAN	3,619,400	1,523,338	0	1,488,036	555,798	0
KENYA	0	0	0	1,091	6,088	0
LEBANON	239	3,189	0	1,361	19,227	0
SRI LANKA	1,327	6,512	0	235	1,132	0
NETHERLANDS	3,928	44,708	0	2,575	28,808	0
THAILAND	929	10,997	0	388	4,087	0
*** HS-Code Total ***	3,627,157	1,600,691	0	1,494,803	620,680	0
HS-Code : 070940 CELERY OTHER THAN CELERIAC						
AUSTRALIA	50,772	344,566	0	35,742	184,773	0
AUSTRIA	128	955	0	0	0	0
BELGIUM	0	0	0	79	1,267	0
CYPRUS	34	347	0	0	0	0
GERMANY	577	5,931	0	0	0	0
EGYPT	0	0	0	254	1,080	0
FRANCE	1,282	9,414	0	538	4,412	0
INDIA	6	78	0	0	0	0
IRAN	4,870	31,898	0	2,000	1,034	0
NETHERLANDS	29,776	260,628	0	26,945	209,037	0
THAILAND	338	3,909	0	129	1,682	0
USA	0	0	0	170	3,015	0
*** HS-Code Total ***	87,783	657,726	0	65,857	406,300	0
HS-Code : 070951 MUSHROOMS						
BELGIUM	0	0	0	10	161	0
CANADA	0	0	0	5	268	0
CHINA	0	0	0	35	12,671	0
CYPRUS	0	0	0	10	198	0
GERMANY	1,783	31,699	0	1,358	24,481	0
SPAIN	75	1,408	0	0	0	0
FRANCE	110	6,373	0	147	2,125	0
UNITED KINGDOM	28	365	0	45	1,671	0
HONG KONG	0	0	0	11	733	0
INDIA	450	3,021	0	94	2,252	0
IRAN	55,942	103,525	0	0	0	0
JAPAN	0	0	0	2	85	0
LIBYA	2,618	172,284	0	5,315	384,992	0
NETHERLANDS	154,716	2,199,570	0	73,785	1,175,361	0
SINGAPORE	0	0	0	35	4,006	0
THAILAND	1,061	15,488	0	1,178	17,581	0
USA	0	0	0	1,132	16,711	0
*** HS-Code Total ***	216,783	2,533,753	0	83,162	1,643,294	0
HS-Code : 070952 TRUFFLES						
FRANCE	144	15,870	0	1	3,551	0
IRAN	25,172	174,522	0	0	0	0
MOROCCO	34	1,722	0	0	0	0

=====
-----Contd.-----

	----- Figures For 1992 ----->			<----- Figures For 1991 ----->		
	Weight-Kilos	Value-Drhms	Units	Weight-Kilos	Value-Drhms	Units
NETHERLANDS	638	12,137	0	742	19,197	0
*** HS-Code Total ***	25,988	204,251	0	743	22,748	0
HS-Code : 070960	FRUITS OF THE GENUS CAPSICUM OR OF THE GENUS PIMENTA					
AUSTRALIA	1,115	17,245	0	828	10,584	0
BELGIUM	0	0	0	84	1,560	0
BANGLADESH	88	359	0	0	0	0
CYPRUS	40	328	0	97	829	0
GERMANY	7,240	83,420	0	0	0	0
EGYPT	0	0	0	62	136	0
SPAIN	11,603	139,191	0	5,129	73,584	0
FRANCE	130	586	0	46	681	0
UNITED KINGDOM	0	0	0	50	1,427	0
INDIA	6,874	37,669	0	6,305	28,944	0
IRAN	4,424,800	2,072,841	0	2,310,070	1,097,542	0
JORDAN	0	0	0	20	164	0
SRI LANKA	5,439	30,281	0	4,413	20,451	0
NETHERLANDS	57,659	738,336	0	31,220	422,381	0
PAKISTAN	11,000	32,907	0	181	491	0
THAILAND	827	13,232	0	279	3,946	0
USA	503	14,761	0	0	0	0
*** HS-Code Total ***	4,527,320	3,181,556	0	2,358,784	1,662,720	0
HS-Code : 070970	SPINACH, NEW ZEALAND SPINACH AND DRACHE SPINACH (GARDEN SPINACH)					
AUSTRALIA	0	0	0	7	102	0
BELGIUM	0	0	0	2,192	8,321	0
FRANCE	19	161	0	26	278	0
LEBANON	29	468	0	9	145	0
NETHERLANDS	18	256	0	0	0	0
*** HS-Code Total ***	66	885	0	2,234	8,846	0
HS-Code : 070990	VEGETABLES, N. E. S.					
ARGENTINA	80	590	0	0	0	0
AUSTRALIA	71,284	763,482	0	59,513	530,885	0
AUSTRIA	132	1,722	0	0	0	0
BELGIUM	36	347	0	894	11,066	0
BANGLADESH	796,350	3,223,774	0	768,555	3,098,719	0
BAHRAIN	600	2,910	0	0	0	0
BRAZIL	54	619	0	0	0	0
CANADA	5	515	0	1	96	0
CHINA	25,000	117,375	0	156,113	820,417	0
COLOMBIA	276	9,305	0	8	478	0
CYPRUS	1,448	19,654	0	3,952	47,850	0
GERMANY	2,640	32,808	0	75	1,112	0
ECUADOR	0	0	0	4	79	0
EGYPT	1,845,173	6,533,661	0	1,504,753	5,553,140	0
SPAIN	5,659	65,935	0	371	6,027	0
FRANCE	9,388	168,759	0	8,098	131,885	0
UNITED KINGDOM	243	3,669	0	86	2,256	0
GREECE	0	0	0	668	6,007	0
GUATEMALA	231	4,921	0	77	2,243	0

====Contd.====

	----- Figures For 1992 -----			----- Figures For 1991 -----		
	Weight-Kilos	Value-Drhms	Units	Weight-Kilos	Value-Drhms	Units
HONG KONG	218	978	0	0	0	0
INDONESIA	235	1,141	0	0	0	0
INDIA	4,614,077	21,137,510	0	3,551,002	14,942,468	0
IRAN	7,687,035	6,428,697	0	18,441,095	8,540,263	0
ITALY	22,947	64,945	0	613	8,532	0
JORDAN	48,313	184,804	0	716,826	2,251,572	0
KENYA	9,270	52,684	0	4,240	22,772	0
LEBANON	51,455	389,866	0	28,656	439,170	0
LIBYA	7,000	21,000	0	6,925	37,275	0
SRI LANKA	186,483	826,990	0	147,673	679,575	0
MOROCCO	124	518	0	0	0	0
MALAYSIA	973	12,038	0	294	2,628	0
NIGERIA	4	85	0	0	0	0
NETHERLANDS	93,382	1,123,155	0	49,047	598,872	0
NORWAY	120	384	0	0	0	0
NEW ZEALAND	304	2,838	0	0	0	0
PAKISTAN	1,343,681	4,019,274	0	1,540,406	4,199,592	0
SINGAPORE	46	391	0	0	0	0
SYRIA	1,169	12,984	0	25	200	0
THAILAND	26,498	368,852	0	20,937	275,941	0
TAIWAN	414	20,680	0	6,250	54,084	0
TANZANIA	760	5,552	0	0	0	0
UGANDA	10	365	0	0	0	0
USA	3,111	41,049	0	58,677	191,671	0
ZIMBABWE	0	0	0	124	2,779	0
*** HS-Code Total ***	16,856,250	45,687,026	0	27,075,958	42,459,654	0
*** Heading Total ***	25,360,917	54,186,957	0	31,097,667	47,076,209	0
Heading : 0710	VEGETABLES(UNCOOKED OR COOKED BY STEAMING OR BOILING IN WATER) FROZEN.					
HS-Code : 071010	POTATOES, COOKED/UNCOOKED, FROZEN					
BELGIUM	111,669	349,447	0	173,986	555,453	0
CANADA	56,304	290,156	0	103,793	425,779	0
DENMARK	43,377	178,483	0	0	0	0
EGYPT	473,857	1,883,364	0	509	1,715	0
FRANCE	76	919	0	23,756	85,945	0
UNITED KINGDOM	11,202	82,900	0	20,110	134,929	0
SRI LANKA	0	0	0	3,030	8,560	0
NETHERLANDS	842,876	2,466,667	0	957,220	3,098,160	0
NEW ZEALAND	0	0	0	2,520	11,190	0
USA	104,508	465,003	0	180,685	714,962	0
*** HS-Code Total ***	1,643,869	5,716,939	0	1,465,609	5,036,693	0
HS-Code : 071021	PEAS, COOKED/UNCOOKED, FROZEN					
BELGIUM	152,907	1,607,708	0	463,607	1,775,462	0
CANADA	2,240	15,228	0	457	4,149	0
GERMANY	0	0	0	2,060	10,966	0
DENMARK	323,861	1,754,243	0	360,091	2,001,103	0
SPAIN	19,870	54,036	0	0	0	0
UNITED KINGDOM	127,297	917,518	0	150,354	1,025,681	0
HUNGARY	127,087	320,293	0	40,324	114,341	0
IRELAND	11,522	52,784	0	2,906	11,749	0

====Contd.====

		←----- Figures For 1992 ----->			←----- Figures For 1991 ----->		
		Weight-Kilos	Value-Drhms	Units	Weight-Kilos	Value-Drhms	Units
NETHERLANDS		0	0	0	52,839	194,887	0
NEW ZEALAND		21,775	90,986	0	28,032	116,979	0
PAKISTAN		13,915	40,604	0	0	0	0
POLAND		38,704	111,708	0	0	0	0
SINGAPORE		5,563	18,127	0	0	0	0
SWEDEN		0	0	0	5,150	27,340	0
USA		28,197	149,039	0	65,246	399,763	0
YUGOSLAVIA		5,508	13,143	0	57,944	178,283	0
*** HS-Code Total ***		1,178,446	5,145,417	0	1,229,010	5,860,703	0
HS-Code :	071022 BEANS, COOKED/UNCOOKED, FROZEN						
	BELGIUM	176,901	637,606	0	123,326	495,370	0
	CANADA	582	3,782	0	127	798	0
	DENMARK	52,381	352,302	0	96,878	624,562	0
	FRANCE	0	0	0	14	217	0
	UNITED KINGDOM	18,835	168,167	0	27,774	219,292	0
	HUNGARY	34,690	106,682	0	22,010	69,074	0
	IRELAND	2,387	13,081	0	0	0	0
	MALAYSIA	0	0	0	1,272	2,752	0
	NETHERLANDS	0	0	0	12,875	41,779	0
	NEW ZEALAND	2,885	12,668	0	8,869	40,634	0
	SWEDEN	0	0	0	1,030	8,616	0
	USA	61,141	238,519	0	44,183	172,223	0
	VIETNAM	0	0	0	41,980	71,973	0
	YUGOSLAVIA	0	0	0	10,360	29,504	0
*** HS-Code Total ***		349,802	1,532,807	0	390,698	1,776,794	0
HS-Code :	071029 LEGUMINOUS VEGETABLES, FROZEN						
	BELGIUM	1,648	10,594	0	990	5,904	0
	UNITED KINGDOM	681	16,916	0	707	16,823	0
	NETHERLANDS	0	0	0	85	991	0
*** HS-Code Total ***		2,329	27,512	0	1,782	23,718	0
HS-Code :	071030 SPINACH, NEW ZEALAND SPINACH AND DRACHE SPINACH (GARDEN SPINACH)						
	BELGIUM	127,361	412,852	0	91,964	312,710	0
	CANADA	206	1,358	0	217	1,665	0
	DENMARK	10,614	62,398	0	9,312	67,579	0
	FRANCE	0	0	0	5,782	52,160	0
	UNITED KINGDOM	0	0	0	1,533	14,873	0
	PAKISTAN	251	443	0	0	0	0
	USA	852	6,275	0	582	5,404	0
*** HS-Code Total ***		139,284	483,326	0	109,390	454,391	0
HS-Code :	071040 SWEET CORN, FROZEN						
	AUSTRALIA	0	0	0	20	220	0
	BELGIUM	9,581	51,594	0	28,149	178,972	0
	CANADA	12	103	0	3,226	28,529	0
	DENMARK	5,211	47,508	0	5,497	50,103	0
	FRANCE	0	0	0	6	68	0
	UNITED KINGDOM	7,825	84,979	0	14,803	147,967	0

=====
----->Contd.

		----- Figures For 1992 -----			----- Figures For 1991 -----		
		Weight-Kilos	Value-Drhms	Units	Weight-Kilos	Value-Drhms	Units
	HUNGARY	0	0	0	1,200	11,212	0
	IRELAND	281	2,437	0	582	4,867	0
	NEW ZEALAND	0	0	0	1,260	5,595	0
	USA	84,410	481,156	0	182,705	972,658	0
	*** HS-C de Total ***	107,320	667,777	0	237,448	1,400,191	0
HS-Code :	071080 FROZEN VEGETABLES, N. E. S.						
	BELGIUM	151,876	651,256	0	213,374	926,118	0
	BULGARIA	3,708	21,857	0	0	0	0
	CANADA	12,164	106,916	0	1,143	8,742	0
	CHINA	19,700	43,160	0	0	0	0
	GERMANY	0	0	0	50	2,570	0
	DENMARK	12,409	83,737	0	47,096	288,523	0
	SPAIN	0	0	0	1,060	39,567	0
	FRANCE	280	3,976	0	10	165	0
	UNITED KINGDOM	4,469	91,918	0	26,468	320,231	0
	HUNGARY	0	0	0	14,600	45,020	0
	IRELAND	6,461	39,597	0	14,217	50,806	0
	SOUTH KOREA	0	0	0	15	945	0
	NETHERLANDS	32	1,125	0	97,609	334,680	0
	NEW ZEALAND	0	0	0	1,260	5,595	0
	PAKISTAN	2,144	9,162	0	0	0	0
	USA	46,594	260,129	0	108,768	936,109	0
	YUGOSLAVIA	14,492	34,496	0	0	0	0
	*** HS-Code Total ***	274,329	1,347,329	0	525,770	2,959,071	0
HS-Code :	071090 MIXTURES OF VEGETABLES, FROZEN						
	BELGIUM	424,217	1,405,581	0	336,561	1,187,325	0
	CANADA	3,627	23,131	0	1,632	13,565	0
	GERMANY	24,529	84,843	0	0	0	0
	DENMARK	263,760	1,559,757	0	220,250	1,371,537	0
	EGYPT	513	2,042	0	7,082	7,788	0
	UNITED KINGDOM	96,432	681,847	0	131,735	938,976	0
	HUNGARY	24,135	71,493	0	6,360	18,517	0
	IRELAND	10,680	51,013	0	3,487	16,617	0
	ITALY	62,610	131,796	0	0	0	0
	NETHERLANDS	54,718	98,286	0	7,219	31,431	0
	NEW ZEALAND	14,267	60,887	0	23,754	107,313	0
	PAKISTAN	12,775	32,639	0	526	790	0
	SWEDEN	0	0	0	5,150	31,333	0
	THAILAND	0	0	0	20,320	33,385	0
	USA	59,889	343,451	0	96,552	591,923	0
	YUGOSLAVIA	0	0	0	15,310	38,678	0
	*** HS-Code Total ***	1,052,152	4,547,566	0	875,938	4,389,178	0
	*** Heading Total ***	4,747,531	19,466,673	0	4,835,645	21,900,739	0
Heading :	0711 VEGETABLES PROVISIONALLY PRESERVED (FOR EXAMPLE, BY SULPHUR DIOXIDE GAS, IN BRINE, IN SULPHUR WATER OR IN OTHER PRESERVATIVE SOLUTIONS), BUT UNSUITABLE IN THAT STATE FOR IMMEDIATE CONSUMPTION.						
HS-Code :	07110 ONIONS						
	AUSTRALIA	0	0	0	14,500	36,945	0

====Contd...====

		----- Figures For 1992 ----->			<----- Figures For 1991 ----->		
		Weight-Kilos	Value-Drhms	Units	Weight-Kilos	Value-Drhms	Units
	FRANCE	349	2,318	0	350	2,366	0
	UNITED KINGDOM	0	0	0	10	103	0
	INDIA	101,250	6,163	0	125	751	0
	*** HS-Code Total ***	101,599	48,481	0	14,985	40,165	0
HS-Code :	071120 OLIVES, PROVISIONALLY PRESERVED						
	SPAIN	49,320	385,360	0	673,826	2,590,083	0
	UNITED KINGDOM	24	567	0	6	51	0
	GREECE	20,800	216,746	0	0	0	0
	LIBYA	0	0	0	3,486	77,482	0
	MOROCCO	0	0	0	2,400	10,749	0
	TUNISIA	0	0	0	4,000	34,297	0
	USA	0	0	0	975	10,376	0
	*** HS-Code Total ***	70,144	602,673	0	684,693	2,723,038	0
HS-Code :	071130 CAPERS						
	FRANCE	156	3,072	0	1,438	7,834	0
	*** HS-Code Total ***	156	3,072	0	-1,438	7,834	0
HS-Code :	071140 CUCUMBERS AND GHERKINS						
	FRANCE	1,833	16,350	0	9,653	45,840	0
	IRAN	0	0	0	8,700	2,449	0
	*** HS-Code Total ***	1,833	16,350	0	18,353	48,289	0
HS-Code :	071190 VEGETABLES, PROVISIONALLY PRESERVED, N. E. S.						
	BRAZIL	0	0	0	4,600	61,171	0
	CHINA	0	0	0	33,800	56,662	0
	FRANCE	388	4,751	0	0	0	0
	UNITED KINGDOM	0	0	0	48	749	0
	INDIA	0	0	0	7,000	5,861	0
	ITALY	0	0	0	43,200	64,450	0
	LEBANON	0	0	0	20	521	0
	SRI LANKA	0	0	0	1,828	8,731	0
	NETHERLANDS	0	0	0	12	265	0
	POLAND	0	0	0	17,081	134,850	0
	THAILAND	169	2,143	0	3,629	15,407	0
	*** HS-Code Total ***	557	6,894	0	111,218	348,667	0
	*** Heading Total ***	174,289	677,470	0	830,687	3,167,993	0
Heading :	0712 DRIED VEGETABLES, WHOLE, CUT, SLICED, BROKEN OR IN POWDER, BUT NOT FURTHER PREPARED						
HS-Code :	071210 POTATOES WHETHER OR NOT CUT OR SLICED BUT NOT FURTHER PREPARED						
	UNITED KINGDOM	533	4,437	0	10,556	59,627	0
	*** HS-Code Total ***	533	4,437	0	10,556	59,627	0
HS-Code :	071220 DRIED ONIONS, WHOLE, CUT, SLICED ETC.						
	BELGIUM	0	0	0	2,020	6,490	0
	FRANCE	113	1,772	0	0	0	0

=====
=====Contd...=====

		←----- Figures For 1992 ----->			←----- Figures For 1991 ----->		
		Weight-Kilos	Value-Drhms	Units	Weight-Kilos	Value-Drhms	Units
	UNITED KINGDOM	1,003	13,064	0	1,049	15,848	0
	INDIA	3,250	17,904	0	3,292	17,531	0
	NETHERLANDS	77	1,057	0	0	0	0
	USA	1,440	33,386	0	0	0	0
	*** HS-Code Total ***	5,883	67,183	0	6,361	39,869	0
HS-Code :	071230 DRIED MUSHROOMS AND TRUFFLES						
	CHINA	615	32,114	0	19	5,989	0
	FRANCE	196	46,577	0	208	57,908	0
	UNITED KINGDOM	227	17,728	0	190	20,739	0
	HONG KONG	0	0	0	35	10,851	0
	INDIA	0	0	0	55	24,005	0
	IRAN	3,354	20,750	0	0	0	0
	JAPAN	1,151	53,445	0	965	16,080	0
	SOUTH KOREA	185	5,052	0	316	6,121	0
	SRI LANKA	12	420	0	0	0	0
	NETHERLANDS	3	1,510	0	0	0	0
	SINGAPORE	34	2,466	0	0	0	0
	THAILAND	8	152	0	362	7,704	0
	USA	91	475	0	0	0	0
	*** HS-Code Total ***	5,876	180,689	0	2,150	149,397	0
HS-Code :	071290 OTHER VEGETABLES; MIXTURES OF VEGETABLES						
	BAHRAIN	107	2,559	0	0	0	0
	CANADA	859	11,744	0	1,278	15,610	0
	CHINA	82	1,175	0	389,492	1,333,865	0
	FRANCE	3,804	34,311	0	3,388	28,118	0
	UNITED KINGDOM	3,294	20,337	0	723	20,272	0
	HONG KONG	80	11,276	0	24	443	0
	INDIA	2,928	14,484	0	9,753	17,930	0
	JORDAN	0	0	0	1,560	16,561	0
	JAPAN	11	1,300	0	0	0	0
	SOUTH KOREA	28	926	0	179	340	0
	NETHERLANDS	55	827	0	0	0	0
	PAKISTAN	4,220	43,088	0	8,422	88,732	0
	THAILAND	9	205	0	93	2,164	0
	USA	6,129	152,487	0	1,238	27,978	0
	*** HS-Code Total ***	21,606	294,719	0	416,150	1,552,013	0
	*** Heading Total ***	33,898	547,028	0	435,217	1,800,906	0
Heading :	0713 DRIED LEGUMINOUS VEGETABLES, SHELLED, WHETHER OR NOT SKINNED OR SPLIT.						
HS-Code :	071310 DRIED PEAS, SHELLED						
	AUSTRALIA	1,843,392	2,503,750	0	2,278,984	3,381,243	0
	CANADA	78,090	116,753	0	73,525	126,286	0
	CHINA	20,000	21,634	0	0	0	0
	DENMARK	20,999	35,169	0	0	0	0
	SPAIN	0	0	0	10,889	29,384	0
	UNITED KINGDOM	327	1,229	0	43,677	69,468	0
	HUNGARY	499,850	555,604	0	0	0	0
	INDIA	340,155	441,760	0	185,091	589,594	0

====Contd.====

		<----- Figures For 1992 ----->			<----- Figures For 1991 ----->		
		Weight-Kilos	Value-Drhms	Units	Weight-Kilos	Value-Drhms	Units
	IRAN	180,000	299,920	0	0	0	0
	ITALY	127,359	217,354	0	32,260	50,664	0
	MALAYSIA	4,400	8,124	0	0	0	0
	NEW ZEALAND	337,735	476,002	0	224,168	336,762	0
	PAKISTAN	107	321	0	0	0	0
	THAILAND	0	0	0	10,160	16,227	0
	TURKEY	42,437	68,926	0	51,667	154,987	0
	USA	23,300	30,469	0	84,180	233,386	0
	*** HS-Code Total ***	3,518,351	4,777,015	0	2,994,601	4,988,001	0
HS-Code :	071320 DRIED CHICK PEAS (GARBANZOS)						
	AUSTRALIA	3,537,302	4,401,157	0	939,758	1,313,344	0
	CANADA	20,412	35,024	0	0	0	0
	DENMARK	77,473	393,063	0	20,000	32,849	0
	SPAIN	136,840	209,847	0	8,301	22,379	0
	FRANCE	52,051	230,019	0	0	0	0
	UNITED KINGDOM	21,468	71,294	0	31,094	52,574	0
	INDIA	2,890,563	3,887,644	0	827,995	1,451,238	0
	IRAN	16,520,462	26,084,111	0	23,000	21,650	0
	ITALY	197,308	339,504	0	270,660	470,309	0
	KUWAIT	30,663	57,307	0	0	0	0
	MALAYSIA	2,600	4,875	0	0	0	0
	NEW ZEALAND	21,505	31,283	0	21,480	33,651	0
	PHILIPPINES	643	1,574	0	0	0	0
	TURKEY	1,797,269	3,124,576	0	2,355,274	4,319,169	0
	TANZANIA	42,084	36,033	0	0	0	0
	USA	18,500	50,029	0	25,421	180,907	0
	*** HS-Code Total ***	25,367,143	38,977,340	0	4,522,983	7,898,070	0
HS-Code :	071330 DRIED BEANS						
	ARGENTINA	239,921	573,571	0	209,000	723,837	0
	AUSTRALIA	719,445	1,353,003	0	471,214	727,767	0
	CANADA	100	793	0	0	0	0
	CHINA	743,038	1,249,580	0	332,954	639,674	0
	DENMARK	140,000	251,178	0	20,000	32,077	0
	EGYPT	0	0	0	40,400	129,994	0
	UNITED KINGDOM	294,105	441,235	0	101,724	164,606	0
	HONG KONG	18	390	0	0	0	0
	HUNGARY	0	0	0	43,596	80,566	0
	INDIA	599,280	1,283,341	0	70,912	175,044	0
	ITALY	11,886	25,039	0	0	0	0
	KUWAIT	3,632	6,788	0	0	0	0
	LEBANON	0	0	0	16	409	0
	MYANMAR (BURMA)	1,139,854	1,637,825	0	0	0	0
	MALAYSIA	40,526	58,931	0	0	0	0
	NETHERLANDS	62,000	101,584	0	60,000	98,843	0
	PHILIPPINES	566	1,352	0	0	0	0
	SYRIA	975	1,404	0	0	0	0
	THAILAND	413,517	876,959	0	367,889	685,254	0
	TURKEY	7,000	16,450	0	0	0	0
	TAIWAN	0	0	0	23,700	57,459	0
	USA	887,920	2,515,016	0	1,115,746	3,723,569	0

-----Contd.-----

		←----- Figures For 1992 -----→			←----- Figures For 1991 -----→		
		Weight-Kilos	Value-Drhms	Units	Weight-Kilos	Value-Drhms	Units
	VIETNAM	42,175	82,764	0	39,684	75,865	0
	*** HS-Code Total ***	5,345,958	10,477,223	0	2,896,835	7,315,164	0
HS-Code :	071340 DRIED LENTILS						
	AUSTRALIA	967,634	2,680,001	0	107,515	221,737	0
	CANADA	240,732	474,926	0	0	0	0
	CHINA	198	32,458	0	0	0	0
	UNITED KINGDOM	793	3,235	0	1,626	5,316	0
	INDIA	2,156,361	5,056,455	0	3,478,732	9,748,670	0
	MYANMAR (BURMA)	20,260	29,463	0	0	0	0
	NEPAL	98,318	227,275	0	209,383	540,055	0
	NEW ZEALAND	59,910	130,601	0	0	0	0
	THAILAND	99,299	185,436	0	266,252	450,209	0
	TURKEY	163,007	373,582	0	1,552,930	4,083,631	0
	USA	0	0	0	2,887	10,803	0
	*** HS-Code Total ***	3,806,512	9,193,432	0	5,619,325	15,060,420	0
HS-Code :	071350 DRIED BROAD BEANS AND HORSE BEANS						
	ARGENTINA	0	0	0	65,590	234,860	0
	AUSTRALIA	125,603	212,373	0	150,500	188,055	0
	CHINA	186,000	285,421	0	0	0	0
	DENMARK	80,999	142,408	0	40,000	65,872	0
	EGYPT	175	616	0	0	0	0
	INDIA	38	159	0	0	0	0
	LEBANON	0	0	0	5,650	2,170	0
	MALAYSIA	3,960	8,642	0	0	0	0
	NETHERLANDS	101,000	158,511	0	40,000	66,392	0
	USA	0	0	0	21,193	61,884	0
	*** HS-Code Total ***	497,775	808,130	0	322,933	619,233	0
HS-Code :	071390 OTHER DRIED LEGUMINOUS VEGETABLES, N. E. S.						
	ARGENTINA	20,000	52,219	0	24,984	72,397	0
	AUSTRALIA	925,314	2,015,711	0	708,703	1,183,696	0
	AUSTRIA	43,000	48,917	0	0	0	0
	CANADA	40,116	77,785	0	38,520	64,495	0
	CHINA	70,000	106,307	0	281,650	472,317	0
	UNITED KINGDOM	43,530	76,725	0	620	2,006	0
	HUNGARY	32,189	66,504	0	0	0	0
	INDONESIA	38,662	92,133	0	0	0	0
	INDIA	11,059,430	22,067,079	0	6,570,362	16,979,987	0
	IRAN	5,405,000	7,720,239	0	31,000	101,555	0
	ITALY	20,880	44,153	0	21,600	37,488	0
	SRI LANKA	390	1,595	0	0	0	0
	MYANMAR (BURMA)	694,793	933,129	0	0	0	0
	NEPAL	0	0	0	22,666	49,542	0
	NEW ZEALAND	42,990	70,662	0	21,480	33,651	0
	PAKISTAN	31,000	48,009	0	21,090	69,126	0
	PHILIPPINES	0	0	0	81	5,072	0
	THAILAND	549,601	1,123,270	0	1,927,948	3,135,437	0
	TURKEY	179,001	323,712	0	522,560	1,015,532	0
	TANZANIA	42,084	42,300	0	36,042	53,969	0

-----Contd.-----

	←----- Figures For 1992 ----->			←----- Figures For 1991 ----->		
	Weight-Kilos	Value-Drhms	Units	Weight-Kilos	Value-Drhms	Units
USA	74,550	210,732	0	183,585	514,358	0
VIETNAM	21,175	43,079	0	41,000	74,783	0
*** HS-Code Total ***	19,333,705	35,164,270	0	10,453,891	23,865,411	0
*** Heading Total ***	57,869,444	99,397,410	0	26,810,568	59,746,257	0
Heading : 0714	MANIOC, ARROWROOT, SALEP, JERUSALEM ARTICHOKES, SWEET POTATOES AND SIMILAR ROOTS AND TUBERS WITH HIGH STARCH OR INULIN CONTENT, FRESH OR DRIED, WHETHER OR NOT SLICED OR IN THE FORM OF PELLETS; SAGO PITH.					
HS-Code : 071410	MANIOC (CASSAVA) FRESH OR DRIED.					
EGYPT	163	469	0	0	0	0
INDONESIA	23,530	35,517	0	0	0	0
INDIA	2,125	10,056	0	1,347	4,817	0
SRI LANKA	383,804	895,430	0	353,264	909,887	0
TANZANIA	0	0	0	180	540	0
*** HS-Code Total ***	409,622	941,472	0	354,791	915,244	0
HS-Code : 071420	SWEET POTATOES, FRESH OR DRIED					
AUSTRALIA	473	4,811	0	265	2,597	0
AUSTRIA	18	184	0	0	0	0
COSTA RICA	0	0	0	24	346	0
EGYPT	2,783	8,569	0	3,005	10,042	0
INDIA	85	472	0	315	1,579	0
LIBYA	93,837	365,769	0	78,512	357,300	0
SRI LANKA	1,418	4,686	0	7,650	22,954	0
NETHERLANDS	71	340	0	42	575	0
THAILAND	22	262	0	0	0	0
NAMIBIA	9	117	0	0	0	0
*** HS-Code Total ***	98,716	385,210	0	89,813	395,393	0
HS-Code : 071490	ARROWROOT AND SIMILAR ROOTS AND TUBERS; SAGO PITH					
CANADA	394	2,357	0	0	0	0
UNITED KINGDOM	95	2,166	0	0	0	0
INDONESIA	21,169	28,992	0	0	0	0
INDIA	1,794,748	1,158,513	0	1,648,259	1,168,245	0
IRAN	370,920	204,150	0	42,000	139,275	0
JAPAN	3	216	0	0	0	0
SRI LANKA	154,883	557,770	0	80,643	317,671	0
MALAYSIA	41,750	77,666	0	64,350	130,203	0
NETHERLANDS	33	306	0	172	1,588	0
PAKISTAN	12,029	28,900	0	12,456	30,065	0
THAILAND	154,622	203,053	0	25,094	35,001	0
USA	0	0	0	273	1,183	0
*** HS-Code Total ***	2,550,636	2,304,089	0	1,873,249	1,823,231	0
*** Heading Total ***	3,358,974	3,630,771	0	2,317,853	3,133,868	0
*** Chapter Total ***	263,274,648	310,579,632	0	213,534,598	277,541,133	0
Chapter : 08	EDIBLE FRUIT AND NUTS, PEEL OF CITRUS FRUIT OR MELONS					
Heading : 0801	COCONUTS, BRAZIL NUTS AND CASHEW NUTS, FRESH OR DRIED, WHETHER OR NOT SHELLLED OR PEELED.					
HS-Code : 080110	COCONUTS, FRESH OR DRIED					

=====
-----Contd...====

		-----> Figures For 1992 <-----			-----> Figures For 1991 <-----		
		Weight-Kilos	Value-Drhms	Units	Weight-Kilos	Value-Drhms	Units
	EGYPT	0	0	0			
	UNITED KINGDOM	0	0	0	246	1,064	0
	SRI LANKA	11,034,617	16,302,762	0	75	650	0
	MALAYSIA	772,766	2,414,362	0	7,826,240	8,351,115	0
	THAILAND	0	0	0	515,694	1,466,698	0
	USA	0	0	0	31	318	0
		0	0	0	27,582	34,436	0
	*** HS-Code Total ***	11,807,383	18,717,124	0	8,369,868	9,854,281	0
HS-Code :	080120 BRAZIL NUTS, FRESH OR DRIED						
	NETHERLANDS	5	125	0	6	44	0
	USA	52	598	0	48	882	0
	*** HS-Code Total ***	57	723	0	54	926	0
HS-Code :	080130 CASHEW NUTS, FRESH OR DRIED						
	CHINA	7,800	111,898	0	3,450	54,343	0
	INDONESIA	0	0	0	35,517	690,402	0
	INDIA	1,389,702	22,790,469	0	1,233,330	24,368,995	0
	ITALY	0	0	0	1,100	17,719	0
	SRI LANKA	458,414	7,332,480	0	620,334	13,396,277	0
	MALAYSIA	11,655	39,478	0	0	0	0
	NETHERLANDS	10	252	0	0	0	0
	*** HS-Code Total ***	1,867,581	30,274,577	0	1,893,731	38,537,736	0
	*** Heading Total ***	13,675,021	48,992,424	0	10,263,653	48,392,943	0
Heading :	0802 OTHER NUTS, FRESH OR DRIED, WHETHER OR NOT SHELLLED OR PEELED.						
HS-Code :	080210 ALMONDS, FRESH OR DRIED						
	AFGHANISTAN	0	0	0	2,003	20,141	0
	AUSTRALIA	86	1,042	0	0	0	0
	BELGIUM	0	0	0	4	255	0
	CHINA	0	0	0	70,032	242,918	0
	GERMANY	12	274	0	0	0	0
	SPAIN	17,770	242,372	0	15,371	235,920	0
	FRANCE	33	691	0	9,790	129,303	0
	UNITED KINGDOM	1,469	37,235	0	332	6,025	0
	GREECE	1,089	10,603	0	0	0	0
	IRAN	2,156,666	11,058,323	0	2,406,466	11,626,121	0
	LEBANON	320	5,542	0	397	9,317	0
	SRI LANKA	0	0	0	143	436	0
	NETHERLANDS	88	2,317	0	92	1,779	0
	PAKISTAN	0	0	0	7,550	27,941	0
	SYRIA	480	7,805	0	0	0	0
	USA	2,560,288	34,384,802	0	2,114,435	27,252,493	0
	*** HS-Code Total ***	4,738,301	45,751,006	0	4,626,615	39,552,649	0
HS-Code :	080220 HAZELNUTS OR FILBERTS, FRESH/DRIED						
	AUSTRIA	270	6,540	0	270	6,204	0
	GERMANY	1,516	41,082	0	182	4,130	0
	UNITED KINGDOM	76	1,565	0	0	0	0
	INDONESIA	370	1,008	0	0	0	0

----->Contd.-----

		<----- Figures For 1992 ----->			<----- Figures For 1991 ----->		
		Weight-Kilos	Value-Drhms	Units	Weight-Kilos	Value-Drhms	Units
	IRAN	0	0	0	6,500	21,658	0
	LEBANON	0	0	0	96	1,257	0
	NETHERLANDS	102	2,299	0	153	3,207	0
	TURKEY	65	965	0	5,000	69,798	0
	USA	82,192	816,859	0	23,264	157,045	0
	*** HS-Code Total ***	84,591	870,318	0	35,465	263,279	0
HS-Code :	080230 WALNUTS, FRESH OR DRIED						
	CANADA	0	0	0	54	4,197	0
	CHINA	832,682	3,142,702	0	495,696	1,986,624	0
	FRANCE	280	12,233	0	265	18,452	0
	UNITED KINGDOM	121	3,794	0	259	5,823	0
	INDIA	10,800	134,277	0	66,080	761,441	0
	IRAN	403,910	2,518,535	0	419,895	3,868,477	0
	NETHERLANDS	148	2,409	0	194	3,868	0
	PAKISTAN	9,839	49,304	0	505	4,480	0
	USA	77,153	544,719	0	10,371	82,795	0
	*** HS-Code Total ***	1,334,933	6,407,973	0	993,319	6,736,157	0
HS-Code :	080240 CHESTNUTS, FRESH OR DRIED						
	AUSTRALIA	11	267	0	0	0	0
	CHINA	0	0	0	7,230	7,992	0
	SPAIN	355	5,042	0	0	0	0
	FRANCE	287	11,063	0	80	1,934	0
	UNITED KINGDOM	8	229	0	83	3,536	0
	INDIA	23,076	445,307	0	13,787	258,695	0
	ITALY	0	0	0	50	672	0
	SRI LANKA	7,975	133,532	0	6,800	146,027	0
	*** HS-Code Total ***	31,712	595,440	0	28,030	418,856	0
HS-Code :	080250 PISTACHIOS, FRESH OR DRIED						
	AFGHANISTAN	0	0	0	68,816	541,960	0
	UNITED KINGDOM	121	1,925	0	0	0	0
	IRAN	10,141,147	123,636,980	0	11,490,678	125,825,604	0
	ITALY	0	0	0	19,000	49,573	0
	LEBANON	0	0	0	104	2,696	0
	NETHERLANDS	4	46	0	0	0	0
	PAKISTAN	13,811	83,878	0	656	13,566	0
	SYRIA	1,818	32,529	0	2,706	54,120	0
	USA	65,510	439,684	0	5,184	136,393	0
	*** HS-Code Total ***	10,222,411	124,195,042	0	11,587,144	126,623,912	0
HS-Code :	080290 OTHER NUTS, FRESH OR DRIED						
	AFGHANISTAN	4,025	35,248	0	0	0	0
	AUSTRALIA	534	7,243	0	472	7,009	0
	BRAZIL	24	581	0	20	509	0
	SPAIN	5	88	0	0	0	0
	FRANCE	0	0	0	28	737	0
	UNITED KINGDOM	131	3,520	0	70	3,224	0
	INDONESIA	0	0	0	69,380	240,587	0

=====
 =====Contd...=====

	←----- Figures For 1992 ----->			←----- Figures For 1991 ----->		
	Weight-Kilos	Value-Drhms	Units	Weight-Kilos	Value-Drhms	Units
INDIA	8,791	91,778	0	20,625	192,871	0
IRAN	548,091	1,478,237	0	777,201	2,211,353	0
ITALY	0	0	0	15	240	0
LEBANON	560	13,421	0	666	12,060	0
LIBYA	4,000	135,673	0	6,542	157,997	0
SRI LANKA	0	0	0	1,040	3,730	0
MALAYSIA	77,120	326,357	0	215,106	1,032,158	0
NETHERLANDS	3,738	92,370	0	494	11,666	0
PAKISTAN	75,904	1,454,997	0	14,950	155,074	0
THAILAND	14,280	67,885	0	0	0	0
TUNISIA	0	0	0	3,495	31,331	0
TURKEY	400	3,600	0	57,800	944,261	0
TANZANIA	10,110	25,552	0	0	0	0
USA	178,972	885,158	0	1,219	39,151	0
VIETNAM	0	0	0	10,141	33,012	0
*** HS-Code Total ***	926,685	4,621,708	0	1,179,264	5,076,970	0
*** Heading Total ***	17,338,633	182,441,487	0	18,449,837	178,671,823	0
Heading :	0803 BANANAS, INCLUDING PLANTAINS, FRESH OR DRIED.					
HS-Code :	080300 (Same Description as Heading 0803)					
AUSTRALIA	0	0	0	29	384	0
IVORY COAST	0	0	0	29	852	0
ECUADOR	0	0	0	2,079,250	2,749,999	0
INDONESIA	400	1,969	0	0	0	0
INDIA	409,183	1,866,475	0	391,801	1,665,256	0
KENYA	1,262	6,511	0	20	112	0
SRI LANKA	2,960	15,317	0	1,677	9,106	0
MALAYSIA	682,810	1,099,198	0	59,508	107,942	0
NETHERLANDS	0	0	0	78	916	0
NORWAY	270	1,329	0	0	0	0
THAILAND	0	0	0	26	264	0
*** HS-Code Total ***	1,096,885	2,980,799	0	2,532,418	4,534,831	0
*** Heading Total ***	1,096,885	2,980,799	0	2,532,418	4,534,831	0
Heading :	0804 DATES, FIGS, PINEAPPLES, AVOCADOS, GUAVAS, MANGOES AND MANGOSTEENS, FRESH OR DRIED.					
HS-Code :	080410 DATES, FRESH OR DRIED					
BAHRAIN	3,311	35,738	0	0	0	0
EGYPT	5,695	20,593	0	14,020	59,629	0
UNITED KINGDOM	1,007	16,993	0	644	612	0
INDIA	35,000	47,220	0	7,000	2,072	0
IRAN	43,066,232	39,676,041	0	56,635,036	53,786,368	0
JORDAN	1,650	16,356	0	0	0	0
KUWAIT	3,832	62,344	0	0	0	0
LIBYA	20	729	0	1,002	10,020	0
SRI LANKA	0	0	0	14,395	35,180	0
NETHERLANDS	131	2,812	0	13	270	0
PAKISTAN	34,282	87,789	0	54,826	88,756	0
SAUDI ARABIA	5,034	57,085	0	3,484	29,956	0
TUNISIA	4,845,870	3,749,829	0	2,298,754	2,550,606	0
TURKEY	54	2,602	0	0	0	0

=====
-----Contd.-----

	←----- Figures For 1992 -----→			←----- Figures For 1991 -----→		
	Weight-Kilos	Value-Drhms	Units	Weight-Kilos	Value-Drhms	Units
USA	0	0	0	223	750	0
*** HS-Code Total ***	48,002,358	43,776,131	0	59,029,397	56,564,219	0
HS-Code : 080420 FIGS, FRESH OR DRIED						
AFGHANISTAN	0	0	0	8,438	13,516	0
AUSTRALIA	18	346	0	581	8,821	0
BRAZIL	0	0	0	24	827	0
CYPRUS	215	5,770	0	784	11,716	0
EGYPT	3,763	10,980	0	0	0	0
SPAIN	0	0	0	13	525	0
FRANCE	11	247	0	16	317	0
UNITED KINGDOM	1,139	14,067	0	1,889	13,378	0
GREECE	0	0	0	74	860	0
INDIA	7	37	0	0	0	0
IRAN	77,889	178,250	0	144,180	446,851	0
KENYA	61	1,591	0	0	0	0
LEBANON	242	5,195	0	355	7,538	0
NETHERLANDS	577	6,788	0	169	3,518	0
PAKISTAN	28,121	116,839	0	24,828	109,365	0
SYRIA	3,300	6,995	0	0	0	0
TURKEY	0	0	0	18	442	0
USA	0	0	0	292	6,168	0
*** HS-Code Total ***	115,343	347,105	0	181,661	623,842	0
HS-Code : 080430 PINEAPPLES, FRESH OR DRIED						
AUSTRALIA	0	0	0	30	962	0
BANGLADESH	169	716	0	0	0	0
IVORY COAST	0	0	0	3	87	0
EGYPT	1,301	3,910	0	169	414	0
GUATEMALA	7	162	0	0	0	0
INDIA	201,969	831,515	0	35,385	123,617	0
KENYA	104,655	624,898	0	90,937	557,264	0
SRI LANKA	778,499	2,465,959	0	850,553	2,633,369	0
NIGERIA	15	250	0	0	0	0
NETHERLANDS	1,262	20,238	0	202	4,516	0
THAILAND	15	242	0	26	267	0
TANZANIA	0	0	0	9,230	47,984	0
USA	90	547	0	1,656	6,485	0
NAMIBIA	5	80	0	0	0	0
ZAMBIA	0	0	0	59	1,145	0
ZIMBABWE	51	1,161	0	219	4,409	0
*** HS-Code Total ***	1,088,038	3,949,678	0	988,469	3,380,519	0
HS-Code : 080440 AVOCADOS, FRESH OR DRIED						
AUSTRALIA	8,367	105,194	0	1,758	24,840	0
CYPRUS	4,821	66,787	0	1,426	15,583	0
SPAIN	313	3,699	0	0	0	0
FRANCE	0	0	0	4	155	0
KENYA	122,808	673,662	0	78,869	497,197	0
SRI LANKA	2,618	11,217	0	3,909	19,427	0
NETHERLANDS	29	528	0	0	0	0

====Contd.====

		-----> Figures For 1992 <-----			-----> Figures For 1991 <-----		
		Weight-Kilos	Value-Drhms	Units	Weight-Kilos	Value-Drhms	Units
	THAILAND	5	196	0	0	0	0
	TANZANIA	0	0	0	845	5,030	0
	USA	761	16,926	0	881	19,609	0
	*** HS-Code Total ***	139,722	878,209	0	87,692	581,841	0
HS-Code :	080450 GUAVAS, MANGDES AND MANGOSTEENS, FRESH OR DRIED						
	AUSTRALIA	44,167	604,657	0	41,765	568,894	0
	AUSTRIA	905	10,462	0	0	0	0
	BELGIUM	0	0	0	24	332	0
	BANGLADESH	0	0	0	30	280	0
	BRAZIL	0	0	0	59	1,007	0
	EGYPT	135,098	497,572	0	255,202	838,622	0
	HONG KONG	287	2,051	0	0	0	0
	INDONESIA	30,800	62,783	0	0	0	0
	INDIA	8,962,195	24,832,564	0	7,176,900	24,403,766	0
	IRAN	0	0	0	259,066	177,184	0
	JAPAN	0	0	0	1,912	139,222	0
	KENYA	1,016,724	6,442,856	0	290,352	2,083,337	0
	SRI LANKA	216,468	1,108,996	0	190,860	889,493	0
	MEXICO	0	0	0	82	1,077	0
	MALAYSIA	12,062	116,089	0	5,040	39,837	0
	NETHERLANDS	46	1,275	0	933	15,772	0
	PAKISTAN	11,134,507	8,984,588	0	10,338,678	10,193,754	0
	PUERTO RICO	0	0	0	150	1,806	0
	SUDAN	56,550	271,985	0	47,845	187,696	0
	THAILAND	2,305	33,587	0	23,872	309,590	0
	TANZANIA	24,218	156,397	0	4,000	25,078	0
	USA	0	0	0	1,117	3,191	0
	*** HS-Code Total ***	21,636,332	43,125,862	0	16,637,907	39,879,938	0
	*** Heading Total ***	70,981,793	92,076,985	0	78,923,126	101,030,359	0
Heading :	0805 CITRUS FRUIT, FRESH OR DRIED.						
HS-Code :	080510 ORANGES, FRESH						
	AUSTRALIA	1,005	10,622	0	10,821	70,384	0
	CYPRUS	363	4,173	0	1,121,952	1,864,117	0
	GERMANY	901	4,132	0	0	0	0
	EGYPT	1,346,820	1,559,351	0	3,382	10,342	0
	SPAIN	12,353	76,275	0	224	1,850	0
	INDIA	107,568	297,306	0	46,561	149,102	0
	IRAN	1,378,403	765,089	0	2,003,597	1,554,444	0
	LEBANON	976	14,276	0	562	7,617	0
	LIBYA	24,651	100,054	0	15,080	50,160	0
	MOROCCO	64	526	0	0	0	0
	NETHERLANDS	576	3,838	0	0	0	0
	PAKISTAN	2,210,752	1,125,187	0	293,000	160,407	0
	SWAZILAND	225	2,765	0	0	0	0
	THAILAND	0	0	0	63	783	0
	TURKEY	0	0	0	1,007,198	1,575,279	0
	TANZANIA	0	0	0	200	1,826	0
	*** HS-Code Total ***	5,084,657	3,963,599	0	4,502,640	5,446,311	0

=====
=====Contd.

HS-Code	Description	Figures For 1992			Figures For 1991		
		Weight-Kilos	Value-Drhms	Units	Weight-Kilos	Value-Drhms	Units
080520	MANDARINS (INCLUDING TANGERINES AND SATSUMAS); CLEMENTINES, WILKINGS AND SIMILAR CITRUS HYBRIDS, FRESH						
ARGENTINA		604	6,533	0	0	0	0
AUSTRALIA		49,507	467,987	0	48,788	443,869	0
CYPRUS		1,498	19,189	0	1,826	18,717	0
SPAIN		11,394	99,279	0	4,461	43,257	0
FRANCE		1,113	14,049	0	94	2,127	0
INDIA		55,000	38,130	0	142,000	61,489	0
IRAN		2,570,280	1,045,371	0	2,185,677	1,688,097	0
LEBANON		668	11,655	0	2,724	39,205	0
SRI LANKA		1,070	7,630	0	0	0	0
NETHERLANDS		2,563	26,310	0	1,441	14,206	0
PAKISTAN		17,950,350	4,124,356	0	19,594,000	7,208,903	0
NORTH KOREA		0	0	0	72,000	27,500	0
TUNISIA		261	873	0	0	0	0
TURKEY		0	0	0	314,986	599,090	0
URUGUAY		517	4,340	0	0	0	0
ZAMBIA		0	0	0	6	114	0
*** HS-Code Total ***		20,644,825	5,865,704	0	22,368,003	10,148,574	0
080530	LEMONS AND LIMES, FRESH OR DRIED						
AUSTRALIA			37,798	0	468	4,357	0
EGYPT		579,150	1,833,218	0	568,420	1,967,820	0
SPAIN		1,398	6,322	0	0	0	0
ETHIOPIA		1,000	3,000	0	0	0	0
GUATEMALA		10,227	49,997	0	24,373	122,476	0
INDIA		138,702	776,124	0	3,627	17,587	0
IRAN		596,210	344,964	0	829,120	621,743	0
LEBANON		647	9,447	0	2,185	30,885	0
SRI LANKA		2,621	11,217	0	1,036	5,369	0
NETHERLANDS		125	2,149	0	0	0	0
PAKISTAN		66,180	39,804	0	106,000	35,320	0
SUDAN		13,750	30,893	0	0	0	0
SOMALIA		84,030	286,686	0	26,000	36,500	0
THAILAND		0	0	0	51	566	0
TURKEY		0	0	0	127,158	237,402	0
TANZANIA		900	4,071	0	0	0	0
*** HS-Code Total ***		1,532,758	3,516,913	0	1,668,438	3,080,025	0
080540	GRAPEFRUIT, FRESH						
ARGENTINA		273	1,942	0	80	645	0
AUSTRALIA		288	3,404	0	17,000	122,400	0
SPAIN		57	1,171	0	0	0	0
FRANCE		167	1,598	0	381	4,491	0
HONDURAS		0	0	0	170	1,457	0
INDIA		0	0	0	133,909	565,534	0
IRAN		25,000	16,197	0	219,767	158,825	0
KENYA		383	2,426	0	1,192	7,152	0
SRI LANKA		0	0	0	506	2,175	0
NETHERLANDS		3,134	32,824	0	1,925	19,295	0
THAILAND		0	0	0	77	781	0
USA		1,768	15,788	0	723	9,507	0

=====
=====Contd...====

		<----- Figures For 1992 ----->			<----- Figures For 1991 ----->		
		Weight-Kilos	Value-Drhms	Units	Weight-Kilos	Value-Drhms	Units
*** HS-Code Total ***		31,070	75,350	0	375,930	892,262	0
HS-Code :	080590 OTHER CITRUS FRUIT						
	ARGENTINA	0	0	0	12	264	0
	AUSTRALIA	350	6,528	0	199	5,246	0
	BRAZIL	30	586	0	0	0	0
	COLOMBIA	30	682	0	4	83	0
	SPAIN	21,134	59,261	0	16	243	0
	FRANCE	0	0	0	446	5,869	0
	UNITED KINGDOM	0	0	0	8	174	0
	ITALY	9	100	0	0	0	0
	KENYA	7	193	0	0	0	0
	LEBANON	607	10,401	0	1,074	16,987	0
	NETHERLANDS	228	3,468	0	460	4,500	0
	USA	13	177	0	19	385	0
	ZAMBIA	30	543	0	0	0	0
	ZIMBABWE	0	0	0	5	136	0
*** HS-Code Total ***		22,438	81,939	0	2,243	33,887	0
*** Heading Total ***		27,315,748	13,503,505	0	28,937,254	19,601,059	0
Heading :	0806 GRAPES, FRESH OR DRIED.						
HS-Code :	080610 FRESH GRAPES						
	AUSTRALIA	264,566	1,642,821	0	125,412	801,749	0
	BRAZIL	0	0	0	8	292	0
	CYPRUS	1,350	16,715	0	16,664	123,381	0
	EGYPT	305,313	1,218,613	0	219,985	860,109	0
	SPAIN	24	257	0	11	134	0
	FRANCE	1,763	20,787	0	1,218	14,463	0
	UNITED KINGDOM	667	10,392	0	11	529	0
	GREECE	0	0	0	132	1,543	0
	INDONESIA	19,717	55,010	0	0	0	0
	INDIA	5,998,188	19,834,903	0	4,588,880	10,381,447	0
	IRAN	87,605	237,015	0	147,134	358,798	0
	ITALY	536	4,854	0	185	2,557	0
	JORDAN	35,746	157,884	0	34,445	154,991	0
	LEBANON	307	6,642	0	138	4,276	0
	MOROCCO	2,496	10,237	0	0	0	0
	NETHERLANDS	128	1,422	0	150	1,661	0
	SWAZILAND	11,952	59,810	0	0	0	0
	USA	239,709	1,836,927	0	166,340	1,171,187	0
*** HS-Code Total ***		6,970,067	25,114,289	0	5,300,713	21,877,117	0
HS-Code :	080620 DRIED GRAPES						
	AUSTRALIA	21,799	152,739	0	21,637	114,680	0
	CHINA	5,320	48,489	0	0	0	0
	DENMARK	0	0	0	258	2,641	0
	EGYPT	714	2,048	0	0	0	0
	FRANCE	172	1,642	0	0	0	0
	UNITED KINGDOM	11,893	121,248	0	14,584	106,197	0
	GREECE	0	0	0	21,033	98,563	0
	INDIA	125	1,000	0	0	0	0

----- Contd. -----

		----- Figures For 1992 -----			----- Figures For 1991 -----		
		Weight-Kilos	Value-Drhms	Units	Weight-Kilos	Value-Drhms	Units
	IRAN	14,207,825	31,384,070	0	11,083,419	27,331,244	0
	NETHERLANDS	101	1,998	0	37	931	0
	PAKISTAN	112,893	228,956	0	21,201	94,600	0
	USA	110,964	867,077	0	134,228	884,554	0
	NAMIBIA	138	1,238	0	0	0	0
	*** HS-Code Total ***	14,471,944	32,811,505	0	11,296,397	28,633,413	0
	*** Heading Total ***	21,442,011	57,925,794	0	16,597,110	50,510,530	0
Heading :	0807	MELONS (INCLUDING WATERMELONS) AND PAPAWS (PAPAYAS), FRESH.					
HS-Code :	080710	FRESH MELONS(INCLUDING WATERMELONS)					
	AUSTRALIA	233,709	2,054,471	0	111,659	995,670	0
	AUSTRIA	1,689	14,110	0	0	0	0
	EGYPT	13,674	47,109	0	14,767	57,475	0
	SPAIN	0	0	0	6	81	0
	FRANCE	24	266	0	65	849	0
	INDIA	6,918,220	5,266,482	0	4,634,712	4,112,805	0
	IRAN	100,498,800	45,237,736	0	103,821,153	41,522,223	0
	SRI LANKA	1,845	11,426	0	0	0	0
	MALAYSIA	26,868	33,900	0	0	0	0
	NETHERLANDS	269	2,515	0	52	604	0
	PAKISTAN	3,731,065	1,300,204	0	3,202,846	1,845,378	0
	SUDAN	8,000	39,634	0	0	0	0
	SINGAPORE	23,438	55,458	0	0	0	0
	SWAZILAND	839	3,240	0	0	0	0
	THAILAND	5	73	0	20	194	0
	USA	406	4,452	0	736	8,681	0
	*** HS-Code Total ***	111,458,850	54,071,076	0	111,786,016	48,543,960	0
HS-Code :	080720	FRESH PAPAWS (PAPAYAS)					
	AUSTRALIA	5,885	56,991	0	228	2,281	0
	HONG KONG	115	522	0	0	0	0
	INDIA	71,926	342,147	0	31,081	137,925	0
	KENYA	55	288	0	85	657	0
	SRI LANKA	10,298	34,706	0	452	2,138	0
	MALAYSIA	126,109	1,304,352	0	87,137	740,400	0
	NETHERLANDS	87	841	0	35	260	0
	PAKISTAN	195	2,622	0	1,000	2,424	0
	SINGAPORE	0	0	0	1,010	8,217	0
	THAILAND	371	4,841	0	1,019	11,530	0
	*** HS-Code Total ***	115,041	1,747,310	0	122,047	905,832	0
	*** Heading Total ***	111,673,891	55,818,386	0	111,908,063	49,449,792	0
Heading :	0808	APPLES, PEARS AND QUINCES, FRESH.					
HS-Code :	080810	FRESH APPLES					
	AUSTRALIA	13,080	71,228	0	733	12,893	0
	AUSTRIA	9	162	0	0	0	0
	BRAZIL	364,566	545,834	0	0	0	0
	EGYPT	5	27	0	0	0	0
	FRANCE	795,815	2,108,448	0	118,154	352,363	0

-----Contd.-----

	----- Figures For 1992 ----->			<----- Figures For 1991 ----->		
	Weight-Kilos	Value-Drhms	Units	Weight-Kilos	Value-Drhms	Units
UNITED KINGDOM	515	8,523	0	4,398	27,816	0
INDIA	84,395	42,048	0	0	0	0
IRAN	51,020,062	20,461,172	0	50,755,219	20,673,256	0
JORDAN	0	0	0	300	2,441	0
KENYA	3,630	27,799	0	1,500	10,631	0
SOUTH KOREA	1,247	16,249	0	0	0	0
SRI LANKA	6,487	17,849	0	323	1,528	0
NETHERLANDS	19,284	145,710	0	12,288	130,885	0
NEW ZEALAND	19,547	114,787	0	17,320	93,969	0
THAILAND	83	1,134	0	1,063	12,908	0
TURKEY	0	0	0	358,129	454,831	0
USA	1,633,059	6,261,369	0	522,758	1,919,416	0
ZIMBABWE	0	0	0	2	83	0
*** HS-Code Total ***	53,961,784	29,822,339	0	51,792,187	23,703,020	0
HS-Code :	080820	FRESH PEARS AND QUINCES				
AUSTRALIA	138,935	519,408	0	646	13,857	0
CHINA	0	0	0	18,480	63,158	0
CYPRUS	111	1,902	0	129	1,321	0
GERMANY	178	1,510	0	0	0	0
SPAIN	0	0	0	40	583	0
FRANCE	148	1,881	0	121	1,675	0
UNITED KINGDOM	12	89	0	0	0	0
GREECE	0	0	0	67	783	0
IRAN	803,000	487,270	0	294,825	178,389	0
JAPAN	1,260	20,622	0	36,900	278,673	0
LEBANON	0	0	0	206	4,620	0
NETHERLANDS	7,756	69,258	0	4,312	45,151	0
NEW ZEALAND	9,997	56,945	0	6,070	38,251	0
THAILAND	0	0	0	18	172	0
USA	556,382	2,239,048	0	434,920	1,682,896	0
*** HS-Code Total ***	1,517,779	3,597,933	0	796,734	2,377,529	0
*** Heading Total ***	55,479,563	33,220,272	0	52,588,921	26,012,549	0
Heading :	0809	APRICOTS, CHERRIES, PEACHES (INCLUDING NECTARINES) PLUMS AND SLOES, FRESH.				
HS-Code :	080910	FRESH APRICOTS				
AUSTRALIA	30,540	392,090	0	19,746	262,061	0
CYPRUS	15	524	0	0	0	0
EGYPT	2,614	9,871	0	128	461	0
FRANCE	68	1,018	0	75	1,190	0
UNITED KINGDOM	518	12,040	0	0	0	0
IRAN	76,410	107,549	0	275,500	705,439	0
KUWAIT	2,670	40,577	0	0	0	0
LEBANON	6,361	63,418	0	610	12,308	0
LIBYA	0	0	0	4,084	24,504	0
NETHERLANDS	487	5,228	0	27	384	0
PAKISTAN	1,000	3,000	0	162	650	0
SWAZILAND	31,971	160,380	0	0	0	0
TUNISIA	19,720	237,153	0	20,920	104,962	0
USA	12,620	160,745	0	5,095	67,772	0

-----> Contd. ...

	----- Figures For 1992 ----->			<----- Figures For 1991 -----<		
	Weight-Kilos	Value-Drhms	Units	Weight-Kilos	Value-Drhms	Units
*** HS-Code Total ***	184,994	1,193,604	0	326,347	1,179,731	0
HS-Code : 080920 FRESH CHERRIES						
AUSTRALIA	11,268	267,408	0	9,955	241,352	0
AUSTRIA	525	10,211	0	0	0	0
CHILE	120	2,331	0	0	0	0
CANARY ISLANDS	0	0	0	53	1,301	0
CYPRUS	134	3,337	0	0	0	0
FRANCE	338	6,481	0	8,154	100,390	0
UNITED KINGDOM	0	0	0	54	1,587	0
IRAN	32,810	67,070	0	7,910	32,611	0
LEBANON	188	4,765	0	952	20,444	0
SRI LANKA	32	176	0	0	0	0
MEXICO	0	0	0	5	139	0
NETHERLANDS	179	4,133	0	0	0	0
SWAZILAND	2,568	12,603	0	0	0	0
SYRIA	0	0	0	2,000	26,520	0
USA	19,080	327,814	0	6,104	106,190	0
*** HS-Code Total ***	67,242	706,329	0	87,187	530,534	0
HS-Code : 080930 FRESH PEACHES, INCLUDING NECTARINES						
ARMENIA	10,000	56,153	0	0	0	0
AUSTRALIA	104,126	1,652,121	0	51,773	917,300	0
AUSTRIA	522	8,184	0	0	0	0
CYPRUS	162	2,786	0	505	6,344	0
EGYPT	13,246	41,711	0	6,989	32,295	0
FRANCE	3,267	36,245	0	671	8,908	0
GREECE	0	0	0	728	7,053	0
INDIA	83	298	0	0	0	0
IRAN	0	0	0	27,000	16,467	0
ITALY	0	0	0	1,440	15,665	0
LEBANON	2,951	16,180	0	101	1,257	0
LIBYA	0	0	0	200	1,000	0
NETHERLANDS	76	750	0	2,283	22,536	0
SINGAPORE	1,333	14,682	0	0	0	0
SWAZILAND	20,117	116,949	0	0	0	0
USA	63,132	766,785	0	50,633	597,095	0
*** HS-Code Total ***	219,017	2,722,844	0	142,323	1,625,920	0
HS-Code : 080940 FRESH PLUMS AND SLOES						
AUSTRALIA	74,146	749,189	0	23,286	316,733	0
AUSTRIA	229	2,953	0	0	0	0
CHILE	869	10,214	0	80	1,536	0
CYPRUS	14	366	0	0	0	0
EGYPT	30,978	115,896	0	11,671	45,421	0
SPAIN	440	5,487	0	12	176	0
FRANCE	195	2,169	0	140	2,150	0
INDIA	73	445	0	0	0	0
IRAN	16,806	28,702	0	10,319	41,276	0
LEBANON	127	2,550	0	347	7,331	0
NETHERLANDS	176	2,265	0	420	5,462	0
PAKISTAN	492	2,469	0	0	0	0

-----Contd.-----

		----- Figures For 1992 ----->			<----- Figures For 1991 ----->		
		Weight-Kilos	Value-Drhms	Units	Weight-Kilos	Value-Drhms	Units
	SWAZILAND	6,247	27,734	0	0	0	0
	THAILAND	46	614	0	0	0	0
	USA	46,668	531,338	0	26,713	303,453	0
	*** HS-Code Total ***	177,506	1,482,391	0	73,188	723,538	0
	*** Heading Total ***	648,759	6,105,168	0	579,045	4,059,723	0
Heading :	0810 OTHER FRUITS, FRESH						
HS-Code :	081010 FRESH STRAWBERRIES						
	AUSTRALIA	41,820	538,871	0	21,408	504,406	0
	BELGIUM	250	2,966	0	0	0	0
	DENMARK	2,060	17,158	0	3,090	24,418	0
	FRANCE	148	2,287	0	124	2,086	0
	INDIA	0	0	0	332	1,559	0
	KENYA	4,356	30,234	0	1,186	15,727	0
	SRI LANKA	20	100	0	0	0	0
	NETHERLANDS	2,271	25,047	0	3,302	69,333	0
	USA	142,063	2,496,444	0	126,354	1,952,270	0
	*** HS-Code Total ***	192,988	3,117,107	0	155,796	2,569,829	0
HS-Code :	081020 RASPBERRIES, BLACKBERRIES, MULBERRIES AND LOGANBERRIES						
	AUSTRALIA	119	3,031	0	63	2,042	0
	CHILE	6	547	0	0	0	0
	COLOMBIA	5	229	0	0	0	0
	FRANCE	81	1,450	0	2,287	46,191	0
	UNITED KINGDOM	20	1,777	0	46	1,061	0
	NETHERLANDS	1,723	25,224	0	329	8,324	0
	USA	1,435	40,442	0	96	3,801	0
	*** HS-Code Total ***	3,389	72,700	0	2,821	61,419	0
HS-Code :	081030 BLACK, WHITE OR RED CURRENTS AND GOOSEBERRIES						
	AUSTRALIA	31	1,549	0	0	0	0
	CHINA	34,660	112,869	0	0	0	0
	COLOMBIA	0	0	0	1	63	0
	GERMANY	3	103	0	0	0	0
	UNITED KINGDOM	0	0	0	293	4,751	0
	INDIA	193	567	0	778	797	0
	SRI LANKA	15,525	256,805	0	0	0	0
	NETHERLANDS	284	4,911	0	95	2,223	0
	USA	35	737	0	7	100	0
	*** HS-Code Total ***	50,731	377,541	0	1,174	7,934	0
HS-Code :	081040 CRANEBERRIES, BILBERRIES AND OTHER FRUITS OF THE GENUS VACCINIUM						
	AUSTRALIA	93	3,657	0	19	640	0
	FRANCE	108	2,595	0	108	2,865	0
	UNITED KINGDOM	15	479	0	87	2,170	0
	NETHERLANDS	330	5,234	0	256	3,414	0
	USA	294	5,946	0	444	10,500	0
	*** HS-Code Total ***	840	17,911	0	914	19,589	0

=====
=====Contd.=====

HS-Code		----- Figures For 1992 ----->			<----- Figures For 1991 ----->		
		Weight-Kilos	Value-Drhms	Units	Weight-Kilos	Value-Drhms	Units
	081090 OTHER FRESH FRUITS, NES.						
	AUSTRALIA	138,365	1,464,500	0	95,623	972,363	0
	AUSTRIA	2,028	20,698	0	11,160	65,830	0
	BANGLADESH	0	0	0	565	4,605	0
	CANADA	2	143	0	0	0	0
	CHILE	38,362	189,410	0	2	138	0
	COLOMBIA	110	3,922	0	13	387	0
	CYPRUS	120	1,522	0	12	112	0
	EGYPT	26,939	105,251	0	35,543	146,772	0
	SPAIN	384	7,428	0	132,496	515,027	0
	FRANCE	297,471	1,800,696	0	21,214	207,667	0
	UNITED KINGDOM	113	3,027	0	176	2,734	0
	GUATEMALA	80	2,176	0	88	2,366	0
	HONG KONG	78	399	0	0	0	0
	HONDURAS	0	0	0	32	270	0
	INDONESIA	57,288	104,711	0	0	0	0
	INDIA	1,836,475	7,027,080	0	1,244,354	5,377,492	0
	IRAN	15,521,264	6,834,869	0	11,716,531	5,241,685	0
	ITALY	133,228	813,326	0	85,392	606,121	0
	JORDAN	6,670	30,349	0	2,031	4,173	0
	KENYA	8,034	47,229	0	4,029	33,310	0
	LEBANON	14,515	129,523	0	1,065	21,908	0
	LIBYA	0	0	0	500	2,000	0
	SRI LANKA	33,325	228,415	0	22,744	125,519	0
	MOROCCO	288	1,179	0	0	0	0
	MADAGASCAR	187	2,827	0	0	0	0
	MEXICO	0	0	0	23	621	0
	MAURITIUS	0	0	0	1,383	11,533	0
	MALAYSIA	12,562	158,007	0	9,581	82,767	0
	NETHERLANDS	11,208	122,336	0	1,291	22,605	0
	NEW ZEALAND	818,746	5,283,225	0	597,880	4,292,577	0
	PAKISTAN	1,223,503	3,039,957	0	975,310	2,653,646	0
	SAUDI ARABIA	130	1,755	0	0	0	0
	SINGAPORE	1,155	17,325	0	0	0	0
	SWAZILAND	3,644	13,411	0	0	0	0
	THAILAND	131,089	1,699,100	0	154,167	1,718,709	0
	TUNISIA	27,760	185,239	0	0	0	0
	TAIWAN	0	0	0	776	17,240	0
	TANZANIA	4,659	36,154	0	325	1,891	0
	USA	50,183	464,983	0	16,029	788,193	0
	ZIMBABWE	3	52	0	0	0	0
	*** HS-Code Total ***	20,399,968	29,840,228	0	15,130,335	22,920,261	0
	*** Heading Total ***	20,647,916	33,425,487	0	15,291,040	25,579,032	0
Heading :	0811 FRUIT AND NUTS, UNCOOKED OR COOKED BY STEAMING OR BOILING IN WATER, FROZEN, WHETHER OR NOT CONTAINING						
	ADDED SUGAR OR OTHER SWEETENING MATTER.						
HS-Code :	081100 (Same Description as Heading 0811)						
	AUSTRALIA	0	0	0	20,223	86,458	0
	BELGIUM	27,011	196,159	0	34,129	235,055	0
	SWITZERLAND	590	10,174	0	0	0	0
	GERMANY	1,788	21,404	0	0	0	0
	DENMARK	22,000	238,400	0	67,110	619,653	0

----->>>Contd....

	----- Figures For 1992 ----->			<----- Figures For 1991 ----->		
	Weight-Kilos	Value-Drhms	Units	Weight-Kilos	Value-Drhms	Units
FRANCE	292	5,250	0	476	5,643	0
UNITED KINGDOM	662	14,949	0	1,415	28,453	0
INDIA	0	0	0	820	9,276	0
MALAYSIA	0	0	0	142,557	418,340	0
NETHERLANDS	6,977	79,006	0	9,931	57,812	0
PHILIPPINES	0	0	0	56,512	250,403	0
SWEDEN	0	0	0	3,090	28,422	0
THAILAND	0	0	0	19,428	60,115	0
USA	1,420	6,249	0	2,211	22,184	0
*** HS-Code Total ***	60,740	571,591	0	357,902	1,821,814	0
*** Heading Total ***	60,740	571,591	0	357,902	1,821,814	0
Heading : 0812	FRUIT AND NUTS, PROVISIONALLY PRESERVED (FOR EXAMPLE, BY SULPHUR DIOXIDE GAS, IN BRINE, IN SULPHUR WATER OR IN OTHER PRESERVATIVE SOLUTIONS), BUT UNSUITABLE IN THAT STATE FOR IMMEDIATE CONSUMPTION					
HS-Code : 081200	(Same Description as Heading 0812)					
FRANCE	899	13,438	0	540	9,920	0
UNITED KINGDOM	0	0	0	22	651	0
INDIA	1,640	3,648	0	0	0	0
MALAYSIA	0	0	0	214,056	567,776	0
NETHERLANDS	0	0	0	3,516	20,212	0
USA	17,055	102,662	0	17,588	110,779	0
*** HS-Code Total ***	19,594	119,748	0	235,722	709,338	0
*** Heading Total ***	19,594	119,748	0	235,722	709,338	0
Heading : 0813	FRUIT, DRIED, OTHER THAN THAT OF HEADING NOS. 0801 TO 0806; MIXTURES OF NUTS OR DRIED FRUITS OF THIS CHAPTER					
HS-Code : 081300	(Same Description as Heading 0813)					
AFGHANISTAN	0	0	0	13,969	22,380	0
CHINA	0	0	0	13,700	60,400	0
IVORY COAST	0	0	0	12	346	0
DENMARK	256	2,666	0	0	0	0
FRANCE	102,031	131,778	0	9	192	0
UNITED KINGDOM	6,827	85,969	0	8,450	77,299	0
INDONESIA	1,938	2,105	0	0	0	0
INDIA	1,998,120	3,380,949	0	1,238,747	2,700,610	0
IRAN	303,880	1,547,018	0	986,180	3,410,652	0
JAPAN	100	3,519	0	0	0	0
LEBANON	379	6,061	0	0	0	0
SRI LANKA	58,837	170,729	0	104,912	233,110	0
NETHERLANDS	3,610	53,720	0	2,016	46,736	0
PAKISTAN	41,763	436,598	0	102,974	647,691	0
PHILIPPINES	1,391	4,478	0	4,476	26,133	0
SUDAN	0	0	0	200,000	147,720	0
SINGAPORE	121	3,788	0	0	0	0
SYRIA	233	4,020	0	0	0	0
THAILAND	3,905,874	4,733,992	0	2,492,183	2,539,666	0
TAIWAN	0	0	0	21,505	21,770	0
USA	54,690	338,187	0	78,684	297,003	0
*** HS-Code Total ***	6,480,050	10,905,577	0	5,267,817	10,231,706	0

----->Contd.-----

	----- Figures For 1992 ----->			<----- Figures For 1991 ----->		
	Weight-Kilos	Value-Drhms	Units	Weight-Kilos	Value-Drhms	Units
Heading : 0904	PEPPER OF THE GENUS PIPER; DRIED OR CRUSHED OR GROUND FRUITS OF THE GENUS CAPSICUM OR OF THE GENUS PIMENTA.					
HS-Code : 090410	PEPPER WHETHER OR NOT CRUSHED OR GROUND					
BRAZIL	12,134	36,167	0	0	0	0
CANADA	422	6,099	0	976	13,043	0
CHINA	67,838	221,210	0	0	0	0
CYPRUS	0	0	0	26	214	0
SPAIN	240	3,688	0	0	0	0
FRANCE	19,243	154,491	0	18,470	229,278	0
UNITED KINGDOM	4,488	41,716	0	990	25,376	0
GUATEMALA	11,000	82,060	0	0	0	0
HONG KONG	3	100	0	0	0	0
INDONESIA	23,972	139,470	0	7,037	58,899	0
INDIA	141,106	717,130	0	129,556	702,664	0
IRAN	12,000	54,093	0	0	0	0
JAPAN	16	1,139	0	0	0	0
SOUTH KOREA	0	0	0	1,579	9,817	0
SRI LANKA	22	221	0	27,980	110,855	0
MADAGASCAR	0	0	0	2,061	16,065	0
MEXICO	20,080	117,493	0	0	0	0
MYANMAR (BURMA)	14,658	60,028	0	0	0	0
MALAYSIA	272,806	1,102,573	0	958,758	4,836,060	0
NETHERLANDS	564	9,937	0	975	15,927	0
PAKISTAN	36,654	151,772	0	19,405	177,541	0
PHILIPPINES	0	0	0	14	1,052	0
SINGAPORE	261	3,853	0	62,558	285,237	0
TURKEY	3,205	39,130	0	0	0	0
USA	9,239	131,886	0	1,717	19,632	0
VIETNAM	720,206	2,557,559	0	562,571	2,171,983	0
*** HS-Code total ***	1,370,157	5,631,815	0	1,794,673	8,673,643	0
HS-Code : 090420	FRUITS OF THE GENUS CAPSICUM OR OF THE GENUS PIMENTA, DRIED OR CRUSHED OR GROUND.					
AUSTRALIA	200	3,982	0	0	0	0
BANGLADESH	48,405	222,747	0	0	0	0
CANADA	301	2,485	0	115	1,490	0
FRANCE	565	2,750	0	13,537	50,479	0
UNITED KINGDOM	991	9,325	0	320	4,158	0
INDONESIA	0	0	0	4,056	23,484	0
INDIA	101,643	403,059	0	272,736	818,582	0
IRAN	7,850	27,297	0	821,416	501,234	0
SOUTH KOREA	0	0	0	50	2,352	0
SRI LANKA	1,532	21,556	0	1,246	14,767	0
MEXICO	30,262	216,259	0	0	0	0
MYANMAR (BURMA)	19,000	98,847	0	0	0	0
MALAYSIA	151	1,200	0	0	0	0

=====
-----Contd.-----

	-<----- Figures For 1992 ----->			-<----- Figures For 1991 ----->		
	Weight-Kilos	Value-Drhms	Units	Weight-Kilos	Value-Drhms	Units
NETH. LANDS	366	4,402	0	520	11,412	0
PAKISTAN	1,395,673	5,076,166	0	1,533,364	5,049,180	0
SINGAPORE	8,427	47,742	0	5	198	0
THAILAND	2,117	7,105	0	0	0	0
USA	1,982	37,262	0	1,339	15,754	0
*** HS-Code Total ***	1,619,465	6,182,184	0	2,648,704	6,493,090	0
*** Heading Total ***	2,989,522	11,813,999	0	4,443,377	15,166,733	0
Heading : 0905 VANILLA.						
HS-Code : 090500 (Same Description as Heading 0905)						
AUSTRALIA	525	16,977	0	250	7,778	0
MALTA	645	47,520	0	0	0	0
USA	0	0	0	24	214	0
*** HS-Code Total ***	1,170	64,497	0	274	7,992	0
*** Heading Total ***	1,170	64,497	0	274	7,992	0
Heading : 0906 CINNAMON AND CINNAMON-TREE FLOWERS.						
HS-Code : 090600 (Same Description as Heading 0906)						
CANADA	80	1,553	0	119	1,752	0
CHINA	1,636,246	8,635,218	0	1,481,651	10,313,580	0
FRANCE	209	1,562	0	17,428	88,209	0
UNITED KINGDOM	15	509	0	0	0	0
HONG KONG	13,500	92,451	0	0	0	0
INDONESIA	6,300	6,647	0	0	0	0
INDIA	58,464	72,590	0	13,735	19,279	0
IRAN	0	0	0	17,000	21,000	0
SRI LANKA	287	7,393	0	119	5,266	0
MYANMAR (BURMA)	13,191	63,909	0	0	0	0
PAKISTAN	51	600	0	945	5,810	0
TANZANIA	51	550	0	0	0	0
USA	1,515	38,590	0	3,331	26,189	0
VIETNAM	6,875	35,856	0	5,600	35,807	0
*** HS-Code Total ***	1,736,784	8,957,428	0	1,539,928	10,514,892	0
*** Heading Total ***	1,736,784	8,957,428	0	1,539,928	10,514,892	0
Heading : 0907 CLOVES (WHOLE FRUIT, CLOVES AND STEMS).						
HS-Code : 090700 (Same Description as Heading 0907)						
BRAZIL	10,030	45,040	0	0	0	0
CHINA	0	0	0	30,050	279,276	0
COMORS	0	0	0	20,762	123,794	0
FRANCE	20	300	0	2,905	25,613	0
UNITED KINGDOM	0	0	0	10,420	73,107	0
INDONESIA	0	0	0	2,641	16,323	0
KENYA	10,614	34,903	0	14,493	95,748	0
SRI LANKA	11	111	0	21,341	209,302	0
MADAGASCAR	491,331	2,051,099	0	218,071	1,661,778	0
MALAYSIA	0	0	0	6,120	53,046	0
SINGAPORE	6,543	20,560	0	0	0	0

=====
=====Contd...=====

		←----- Figures For 1992 ----->			←----- Figures For 1991 ----->		
		Weight-Kilos	Value-Drhms	Units	Weight-Kilos	Value-Drhms	Units
TANZANIA		758,216	2,046,071	0	193,833	1,535,044	0
USA		0	0	0	2,120	17,904	0
*** HS-Code Total ***		1,276,765	4,198,084	0	522,756	4,090,935	0
*** Heading Total ***		1,276,765	4,198,084	0	522,756	4,090,935	0
Heading :	0908 NUTMEG, MACE AND CARDAMOMS.						
HS-Code :	090810 NUTMEG						
	FRANCE	1,383	9,821	0	872	5,732	0
	UNITED KINGDOM	0	0	0	1	44	0
	INDONESIA	36,812	133,882	0	9,717	60,340	0
	SRI LANKA	138,678	571,807	0	64,971	251,648	0
	PAKISTAN	662	5,163	0	751	4,451	0
*** HS-Code Total ***		177,535	720,673	0	76,312	322,215	0
HS-Code :	090820 MACE						
	INDONESIA	0	0	0	1,030	8,236	0
	SRI LANKA	3,914	34,733	0	3,746	38,563	0
	PAKISTAN	0	0	0	100	1,120	0
*** HS-Code Total ***		3,914	34,733	0	5,176	47,919	0
HS-Code :	090830 CARDAMOMS						
	BHUTAN	0	0	0	7,134	94,815	0
	CHINA	0	0	0	2,052	27,904	0
	COSTA RICA	33,294	720,371	0	30,065	449,161	0
	ECUADOR	3,119	75,805	0	3,500	36,590	0
	FRANCE	0	0	0	1,310	37,675	0
	UNITED KINGDOM	41	954	0	0	0	0
	GUATEMALA	764,225	16,815,716	0	915,673	15,062,169	0
	HONDURAS	71,749	1,495,115	0	42,000	716,198	0
	INDONESIA	3,030	15,468	0	832	6,566	0
	INDIA	40,931	501,510	0	58,900	740,867	0
	SRI LANKA	5	168	0	11	247	0
	MADAGASCAR	0	0	0	12,481	94,238	0
	PAPUA NEWGUINEA	20,222	404,849	0	10,875	168,116	0
	UGANDA	815	29,544	0	0	0	0
	USA	50,725	1,363,026	0	31,689	680,528	0
*** HS-Code Total ***		988,156	21,422,526	0	1,116,522	18,115,074	0
*** Heading Total ***		1,169,605	22,177,932	0	1,198,010	18,485,208	0
Heading :	0909 SEEDS OF ANISE, BADIAN, FENNEL, CORIANDER, CUMIN OR CARAWAY; JUNIPER BERRIES.						
HS-Code :	090910 SEEDS OF ANISE OR BADIAN						
	FRANCE	105	446	0	0	0	0
	IRAN	2,810	7,975	0	0	0	0
	PAKISTAN	268	2,939	0	1,906	6,893	0
	TURKEY	2,000	14,772	0	0	0	0
*** HS-Code Total ***		5,183	26,132	0	1,906	6,893	0

=====
 =====Contd.=====

<-----> Figures For 1992 Weight-Kilos Value-Drms Units
 <-----> Figures For 1991 Value-Drms Units

HS-Code	Weight-Kilos	Value-Drms	Units	Weight-Kilos	Value-Drms	Units
09920	0	0	0	0	0	0
	EGYPT					
	FRANCE	1,490	0	0	0	0
	UNITED KINGDOM	0	0	0	0	0
	INDONESIA	0	0	0	0	0
	INDIA	2,574,639	0	4,672,104	0	0
	IRAN	4,190,620	0	5,255,382	0	0
	SOUTH KOREA	17,776	0	195,448	0	0
	SRI LANKA	11	0	57	0	0
	MYANMAR (BURMA)	222	0	525	0	0
	PAKISTAN	115,426	0	399,706	0	0
	TANZANIA	0	0	0	0	0
*** HS-Code Total ***	6,909,184	10,535,656	0	10,535,656	0	0
09930						
	FRANCE	2,735	0	11,423	0	0
	UNITED KINGDOM	1,739	0	5,181	0	0
	INDONESIA	0	0	0	0	0
	INDIA	74,172	0	500,140	0	0
	IRAN	28,868,318	0	107,842,425	0	0
	MALAYSIA	36,328	0	73,406	0	0
	PAKISTAN	52,859	0	401,652	0	0
	TURKEY	57,000	0	167,708	0	0
*** HS-Code Total ***	29,093,191	109,312,935	0	17,419,988	0	0
09940						
	CANADA	96	0	954	0	0
	FRANCE	256	0	2,062	0	0
	UNITED KINGDOM	6	0	116	0	0
	TURKEY	41	0	450	0	0
	USA	0	0	0	0	0
*** HS-Code Total ***	399	3,582	0	9,934	0	0
09950						
	SEEDS OF FENNEL, JUNIPER BERRIES					
	FRANCE	914	0	5,908	0	0
	UNITED KINGDOM	40	0	431	0	0
	INDIA	380,579	0	1,097,100	0	0
	IRAN	0	0	0	0	0
	PAKISTAN	103	0	750	0	0
	THAILAND	0	0	0	0	0
*** HS-Code Total ***	381,636	1,104,189	0	326,975	0	0
09100						
	GINGER, SAFFRON, TURMERIC (CURCUMA), THYME, BAY LEAVES, CURRY AND OTHER SPICES					
	CANADA	0	0	124	0	0
	CHINA	364,482	0	1,727,445	0	0
	FUJI	0	0	0	0	0
	FRANCE	103	0	670	0	0
*** HS-Code Total ***	36,380,538	120,982,494	0	28,229,423	0	0
Heading Total ***	77,702,131	1,063,181	0	77,702,131	0	0
Contd.	1,540	37,255	0	282	0	0

<-----> Figures for 1992 Weight-Kilos Value-Drms Units

UNITED KINGDOM	2,666	21,461	7	190	0	0	0
HONG KONG	7	190	0	0	0	0	0
INDONESIA	4,649,863	10,640,877	0	1,028,120	0	0	0
INDIA	339,961	1,028,120	0	1,847	0	0	0
IRAN	1,375	1,847	0	0	0	0	0
SRI LANKA	5	47	0	0	0	0	0
MALAYSIA	0	0	0	0	0	0	0
NETHERLANDS	23	295	0	12	0	0	0
PAKISTAN	1,635	9,522	0	3,992	0	0	0
SINGAPORE	0	0	0	24,000	0	0	0
THAILAND	1,846,878	4,228,662	0	171,144	0	0	0
TAIWAN	0	0	0	502,216	0	0	0
USA	783	20,086	0	46,500	0	0	0
VIETNAM	297,340	637,726	0	0	0	0	0
*** HS-Code Total ***	7,501,121	18,316,948	0	7,112,350	19,496,144	0	0

SAFFRON	1,355	3,275,643	0	711	3,295,050	0	0
SPAIN	102	153,247	0	44	122,523	0	0
FRANCE	20	24,000	0	5	9,000	0	0
INDIA	7,399	8,217,855	0	1,661	1,700,230	0	0
KUWAIT	15	46,158	0	0	0	0	0
THAILAND	6	55	0	0	0	0	0
*** HS-Code Total ***	8,897	11,716,958	0	2,421	5,136,803	0	0

091030 TURMERIC (CURCUMA)	69,972	220,214	0	30,545	90,227	0	0
CHINA	0	0	0	4,062	13,290	0	0
FRANCE	0	0	0	0	0	0	0
UNITED KINGDOM	1,048	12,296	0	153	1,258	0	0
INDONESIA	0	0	0	794	3,964	0	0
INDIA	5,889,800	17,903,792	0	5,323,577	13,421,070	0	0
IRAN	18,000	13,308	0	21,000	25,392	0	0
MYANMAR (BURMA)	274,833	671,943	0	0	0	0	0
PAKISTAN	43,496	189,398	0	134,511	386,646	0	0
SINGAPORE	14,000	40,547	0	29,572	64,343	0	0
THAILAND	280,500	32,574	0	0	0	0	0
USA	9,200	14,491	0	0	0	0	0
*** HS-Code Total ***	6,600,849	19,098,563	0	5,944,214	14,006,190	0	0

091040 THYMEL BAY LEAVES	0	0	0	333	16,119	0	0
BELGIUM	88	1,207	0	150	2,227	0	0
CANADA	723	9,769	0	2,440	17,825	0	0
UNITED KINGDOM	4	106	0	6	87	0	0
INDIA	936	1,752	0	0	0	0	0
NETHERLANDS	32	797	0	520	1,500	0	0
PAKISTAN	0	0	0	0	0	0	0
*** HS-Code Total ***	1,783	13,631	0	3,449	37,758	0	0


=====
HS-Code : 091050 CURRY
=====
Confidential

← Figures For 1992		← Figures For 1991	
Weight-Kilos	Value-Drhms	Weight-Kilos	Value-Drhms
1,321	60	0	0
917	57	0	0
18,273	2,096	146	2,071
5,609	943	0	0
2,816	2,816	0	0
0	0	0	0
37,721	37,721	11,297	2,378
2,684	171	832	11,297
850	50	658	3,763
8,199	729	13,173	70,170
817,472	209,575	0	0
1,090,442	254,228	1,016	1,016
0	0	7,241	416,987
0	0	658	7,241
0	0	75,473	416,987
0	0	91,726	514,923
23,616	1,482	0	0
4,093	259	329	6,274
0	0	215,195	1,563,039
0	0	0	0
0	0	0	0
0	0	387	749
0	0	46,639	298,948
0	0	5,483	146,711
0	0	4	46
0	0	26,965	76,716
0	0	1,039,479	2,129,450
0	0	22,500	129,279
0	0	0	0
0	0	2,041	29,431
0	0	15	1,021
0	0	164,832	871,913
0	0	0	0
0	0	80	1,864
0	0	3,800	12,096
0	0	0	0
0	0	11,941	90,088
0	0	1,004	5,484
4,755,808	1,867,532	5,452,173	391,652,139
54,992,350	16,234,410	44,633,991	44,633,991
366,622,467	76,411,303	14,299,449	73,736,882

BAHRAIN
CANADA
DENMARK
FRANCE
UNITED KINGDOM
INDONESIA
INDIA
JAPAN
SOUTH KOREA
SRI LANKA
PAKISTAN
OTHER SPICES

HS-Code :
091090
BAHRAIN
CANADA
CHINA
GERMANY
SPAIN
FRANCE
UNITED KINGDOM
GREECE
HONG KONG
INDONESIA
INDIA
IRAN
JORDAN
SRI LANKA
NETHERLANDS
PAKISTAN
POLAND
SINGAPORE
SWEDEN
SYRIA
THAILAND
USA
VIETNAM

*** HS-Code Total ***
*** Heading Total ***
*** Chapter Total ***



ශ්‍රී ලංකාවේ
කෘෂි නිෂ්පාදන හා
අපනයනයට අදාළ ව්‍යාපාර

සාර්ථක ලෙස සංවර්ධනය වීම
දිරිමත් කරවීම සඳහා
පුද්ගලික අංශය වෙත
යොමු කෙරෙන උපදෙස් හා
ආධාර සේවය.



ඇගෙන්ට් (AgEnt)

ශ්‍රී ලාංකීය කෘෂි විභාගාරයේ

ඇගෙන්ට් සහ සහයෝගය දීමේ ඇගෙන්ට් සැලසුම.


අනාගතයේදී සාර්වභූමි ප්‍රතිඵල ඇත්තවුවද නව වාසි-දායක නව ව්‍යාපාර අරඹන්නන්ට නව විවිධ ආයතන-ආයතන, පළාත් ව්‍යාපාර හා වෙළඳ පොළ පුළුල් කිරීමට 'ඇගෙන්ට්' මගින් උපදෙස් සැලසේ. කෘෂි භාණ්ඩ නිෂ්පාදනය, සැකසුම, බෙදා හැරීම, අලෙවි කිරීම, මුද්‍රණය, පුද්ගල කිරීම, හා හවුල් ව්‍යාපාර සංවර්ධනය ආදී සෑම අංශයක්ම ඇතුළත් වන අයුරින් උපදෙස් හා ආධාර මගින් ඉදිරිපත් කිරීමට 'ඇගෙන්ට්' උපදෙස් සේවයට හැකියාව ඇත.

'ඇගෙන්ට්' ආධාර අපේක්ෂා කරන, අපේක්ෂකයන් සතු වූ සම්පත් කැපවීම/සෑදීමට ඇතුළුව අනෙකුත් සුදුසුකම් මත එම උපදෙස් හා ආධාර සඳහා තෝරා ගැනෙනු ඇත.

'ඇගෙන්ට්' උපදෙස් හා ආධාර මගින්.

* ව්‍යාපාර හා අලෙවිකරණය සැලසුම් කිරීම

ව්‍යාපාර සංවර්ධනය අලෙවිකරණය සැලසුම් කිරීම පිළිබඳ උපදෙස් 'ඇගෙන්ට්' වෙතින්.



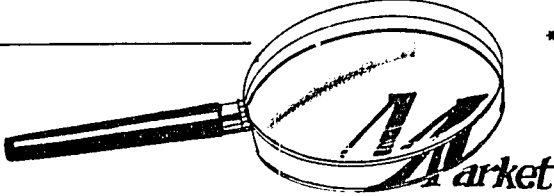
* භාණ්ඩයන්හි තත්වය වර්ධනය කිරීම සහ වෙළඳපොළ නිරීක්ෂණය කිරීම



භාණ්ඩයන්හි තත්වය වර්ධනය කිරීම, ඇසුරුම් කිරීම, සැලසුම් කිරීම හා අන්තර්ජාතික වෙළඳපොළ පරික්ෂණය මත නව බහු අපනයනය කිරීමටද 'ඇගෙන්ට්' ඉදිරිපත් වී සිටී.

* තත්වයෙන් වඩා උසස්වූ නිෂ්පාදන වට්ටෝරා සහ සැකසීමේ තාක්ෂණයන්

'ඇගෙන්ට්' විසින්, නිෂ්පාදකයින්ට පමණක් නිෂ්පාදන වට්ටෝරාවල තත්වය උසස් කර ගැනීමට, තම වට්ටෝරා සකස් කර ගැනීමට හෝ නවීන සකස් කිරීමේ තාක්ෂණයන් හඳුන්වා දීමට පියවර ගනු ඇත.

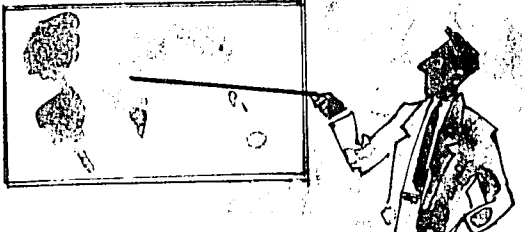


* වෙළඳ පොළ අධීක්ෂණය

අපිහිත් හඳුන්වාදෙන නිෂ්පාදන සඳහා, එහෙත් වෙළඳපොළ අධීක්ෂණය කොට එම නිෂ්පාදන සඳහා ඇති ඉල්ලුම හෝ ඒ හා සමාන කරුණු පිළිබඳව නිෂ්පාදකයින් දැනුවත් කිරීමට 'ඇගෙන්ට්' හි අරමුණු අතර වේ.


* නව වෙළඳ පොළවල හා පාරිභෝගිකයින් තෝරා ගැනීම

නිෂ්පාදන සඳහා එහෙත් වෙළඳ පොළවල සහ පාරිභෝගිකයින් තෝරා ගැනීම හා අදාළ නිෂ්පාදන එම වෙළඳ පොළවල සඳහා ඉදිරිපත් කිරීම, ප්‍රවේශ කිරීම හා අලෙවි උපක්‍රම පිළිබඳව නිෂ්පාදකයින්ට අවබෝධයක් ලබා දීමටද 'ඇගෙන්ට්' හි සේවා අතරින් එකකි.




* අපනයන අවස්ථා ඇඟයීම, අලෙවි හා දුත මෙහෙයුම්, වෙළඳ පුද්ගලයන්

කෘෂි ආයතන හා නිෂ්පාදකයින් හට අපනයන අවස්ථා පිළිබඳ තොරතුරු කෙලින්ම ලබා ගැනීම සඳහා මෙ සැලසෙන දුත මෙහෙයුම් සහ වෙළඳ පුද්ගලයන් සංවිධානය කිරීමද 'ඇගෝට්' සේවාවකි.



* ප්‍රචාරක සහය

ඵතෙර වෙළඳ පොළේ නිෂ්පාදන සඳහා ඉල්ලුමක් ඇතිකිරීමට හා වර්ධනය කිරීමට ඉතාමත් උචිත ප්‍රචාරක දැක්වීම්, සැලසුම් කොට ලබා දීමට 'ඇගෝට්' ඉදිරිපත්වී සිටී.



* හවුල් ව්‍යාපාර සඳහා සුදුස්සන් තෝරා ගැනීම සහ ඒවා වර්ධනය

හවුල් ව්‍යාපාර සඳහා සුදුස්සන් තෝරා ගැනීමට හා ඒවා හි වර්ධනය උදෙසා කෘෂි ආයතන හා නිෂ්පාදකයින්ට උපදෙස් හා ආධාර සැපයීමද 'ඇගෝට්' බලාපොරොත්තුවේ.

* නවීන නිෂ්පාදන තාක්ෂණික ක්‍රම

නව තාක්ෂණික ක්‍රම හා පුහුණු මගින් නිෂ්පාදනය වැඩිකිරීම, නිෂ්පාදන වල තත්වය වැඩි දියුණු කිරීම සහ නිෂ්පාදන වියදම අඩු කිරීම සඳහා අවශ්‍ය ආධාර වාණිජමය වගාකරුවන්ට හා අනෙකුත් වගාකරුවන්ට ලබාදීමද මෙම ආයතනයේ සේවාවකි.

* 'පසු අස්වනු' නිෂ්පාදන

වැවිලි කරුවන්, තොග ගැනුම්කරුවන් හා අපනයනය කරන්නන් තිහට මුහුණ දෙන 'පසු අස්වනු' පාඩු මග හරවා ගැනීමේ ක්‍රියාවලියේ සෑම අදියරකදීම වඩා හොඳ ප්‍රතිඵල අත්කර දීම සඳහා ආවිත 'පසු අස්වනු' නිෂ්පාදන ක්‍රම ඉදිරිපත් කිරීම මගින් ඔවුන්ට සහාය දීමටද 'ඇගෝට්' බලාපොරොත්තුව සිටී.




* පුහුණු කිරීමේ කටයුතු

නිෂ්පාදනය, සැකසුම හා ගැලවී කිරීම පිළිබඳ විශේෂ දේශනාමාලා, වැඩ මුළු, පුහුණු වැඩ සටහන් හා ඵතෙර පුහුණු වාර්තා සඳහා අනුග්‍රහය දැක්වීමද 'ඇගෝට්' හි බලාපොරොත්තුවයි.

*** කෘෂි ද්‍රව්‍ය නිෂ්පාදනය, සැකසුම සහ අලෙවිකරණය පිළිබඳ තොරතුරු මධ්‍යස්ථානය**

කෘෂි නිෂ්පාදනය, සැකසුම හා විකුණුම පිළිබඳව කෘෂි ආයතන නිෂ්පාදනයන්හි නියැලුණු ආයතන හා පුද්ගලයින් හට කාලීන තොරතුරු සහ දත්තයන් සැපයීම උදෙසාම තොරතුරු මධ්‍යස්ථානයක් පවත්වාගෙන යාමට 'ඇගෝට්' පියවර ගෙන ඇත.



*** කෘෂි ව්‍යාපාර සංවර්ධන ආධාර**

අනාගතයේදී ජාත්‍යන්තර හා පුද්ගලික කෘෂි ව්‍යාපාර බිහිවීමේ අරමුණු ඇතිව, ව්‍යාපාරික වටපිටාවේ කෘෂි කටයුත්තක් නියැලුණු අයට නවීන නිෂ්පාදන සහ සැකසුම් ක්‍රම හඳුන්වාදීමේ නිෂ්පාදන සඳහා පහත පෙළඳ පොළ වටිනාකමක් සැපයීමට (ආධාරයක් ආධාර හැර) ගැනීමේ පදනමක් සලසා ඇත.

*** කෘෂි ව්‍යාපාර සඳහා මූල්‍ය/ආයෝජන සැලසුම්**

ඵලදායී ව්‍යාපාර ආයෝජන සැලසුම් සකස් කිරීම සඳහා තම වාර්ෂික වාර්ෂිකයන් හට සහාය වීමේ අරමුණ ඇතිව, මූල්‍යමය අංශය පිළිබඳව විශේෂ උපදෙස් සේවයක් 'ඇගෝට්' ක්‍රියාත්මක කරගෙන යයි.




*** විශේෂ සැලසුම් හා ඵලදායීත්වය පිළිබඳ අධ්‍යයනය**

ඵලදායී හා වෙළඳ පොළ වැඩි දීමනා කිරීමේ අදහස් ඇතිව නිෂ්පාදනය, සැකසීම, බෙදාහැරීම හා විකුණුම පිළිබඳව ප්‍රායෝගික කාලීන සමීක්ෂණයක් ආයතනයේ පවතින කාර්යාලයේ පිළිබඳ අධ්‍යයන කටයුතු කිරීමට 'ඇගෝට්' හි එක බලාපොරොත්තුවේ.

*** රහස්‍යභාවය සුරැකීම**

සෑම වාර්ෂික වාර්ෂික කටයුත්තක් පිළිබඳව අතිශය වැදගත්කමක් සුරැකීම 'ඇගෝට්' සහතිකයයි.



*** 'ඇගෝට්' උපදෙස් සහ ආධාර කණ්ඩායම**

'ඇගෝට්' උපදෙස් කණ්ඩායම, දේශීය හා විදේශීය කෘෂි ව්‍යාපාරික පිළිබඳ දීමක කාලීන අත්දැකීම් සහිත, තර්කාතීත කෘෂි ආර්ථික තත්වයන් සමහරේදී ව්‍යාපාර, නිෂ්පාදන වටිනාකම, අලෙවි ක්‍රියාවලිය, නිෂ්පාදනය, සැකසීම හා මූල්‍යමය අංශයන් පිළිබඳව පහසු දැනුමක් සහිත උපදෙස් කණ්ඩායමකි.

ප්‍රායෝගික කාලීන ව්‍යාපාර හා කෘෂි කටයුත්තක් නියැලුණු අයට ඵලදායී බෙදා හැරීමක් 'ඇගෝට්' ක්‍රියාත්මක කිරීමට.

වැඩි විස්තර සඳහා විමසන්න.

කොළඹ කාර්යාලය

5 වන මහල,
ඩොයිෂ් බැංකු ගොඩනැගිල්ල,
86, ගාලු පාර,
කොළඹ 3.

දුරකථන: 8 වැනි හරල්බ්‍රික්
කණ්ඩායම් නායක
දුරකථන: 94-1-446447, 446420
වෙලිඟුක්ස්: 94-1-446428