

PD-ARL 040

87679

WAPDA-USAID
POWER DISTRIBUTION PROGRAM
(CONTRACT NO. 391-0473-C-00-2589-00)

QUARTERLY REPORT
FOR THE
QUARTER ENDING
SEPTEMBER 1993
REPORT 93-03

EBASCO

NOVEMBER 16, 1993
LAHORE, PAKISTAN

EBASCO OVERSEAS CORPORATION

WAPDA-USAID Power Distribution Program

50-Zafar Ali Road, Gulberg-V, Lahore, Pakistan, Fax. 92-42-5710973 - Tel. 92-42-5713080

EBASCO

EBASCO/AID-93-11-07L

November 16, 1993


Mr. John Kerr
Program Manager
Power Distribution Program
USAID
18 Sixth Avenue, Ramna-5
Islamabad

Subject: Power Distribution Program 391-0473
Contract # 391-0473-C-00-2589
Quarterly Progress Report for period
ending September 30, 1993

Dear Mr. Kerr:

EBASCO is pleased to forward herewith its Quarterly Progress Report for the July through September 1993 period. The report provides the Project activities progress and accomplishments during the reporting period. It also discusses problems affecting Project performance for which WAPDA must take the necessary corrective action to ensure that all Project activities are completed within the remaining Project completion period.

Sincerely,


Louis A. Rodriguez
General Manager

cc: To Distribution

REPORT DISTRIBUTION LIST

MINISTRY OF WATER & POWER

Mr. Daud Beg, Additional Secretary, Islamabad

MINISTRY OF FINANCE - ECONOMIC AFFAIRS DIVISION

Mr. Safdar Ally Agha, Joint Secretary, Islamabad

WAPDA

Mr. Mumtaz Hamid, Chairman
Mr. Javid Akhtar, Member Power
Mr. Khalid Mahmood, Member Finance
Mr. Shamsul Mulk, Member Water
Mr. S.M.A. Bokhari, Managing Director (D)
Mr. M. Rafique Chaudhry, General Manager - Finance (Power)
Mr. M.H. Qazilbash, General Manager - Administration (D)
Mr. Naseer A. Qureshi, General Manager - Customer Services (D)
Mr. Sajid Masood Qureshi, General Manager, Planning, Engg & Std (D)
Mr. Ghulam Farid, General Manager - Operations (D)
Mr. Meraj Ahmed, General Manager - Purchasing & Stores (D)
Mr. Khurshid Ghias Ahmad, General Manager - Training (D)
Mr. A.R. Tanvir, General Manager - Management Services (D)
Mr. Mansoor Ali Sheikh, General Manager Audit

USAID

Mr. John S. Blackton, Mission Director
Mr. Randall C. Cummings - Chief, O/PEN
Mr. Basharat Ali - Chief, O/PSD
Mr. Michael Hauben - Chief, O/PO
Mr. Jack L. Swift - Chief, Power Division, O/PEN
Mr. John Kerr - Program Manager, PDP/PEN
Mr. Farrukh Mahmood - Project Manager, PDP/PEN
Mr. A.H. Naseem, Project Engineer, Lahore
Mr. Carlton M. Bennett, Chief, Contracts/Commodities
Mr. Girdard J. LaBombard, Commodities Management Officer

AID/WASHINGTON

Mr. Thomas J. Nicastro, Chief, ASIA/DR/TR
Ms. Nancy Hardy, Pakistan Desk Officer
Mr. James Sullivan, Director S&T/EN

EBASCO - New York

Mr. Cono A. Petrizzo
Mr. Timothy R. Vardaro

TABLE OF CONTENTS

	PAGE #
I. INTRODUCTION	1
A. PURPOSE AND SCOPE	1
B. SUMMARY	1
1. Activity 10 - Administration	1
2. Activity 20 - Mapping/Energy Loss Reduction	2
a. General	2
b. Specific Issues	2
BVI - Package I	2
GEONEX - Package II	2
ICC - Package III	2
TECHRED - Package IV	2
c. Mapping Contractors Progress to Date	3
d. Energy Loss Reduction	8
e. ELR Program Financial Status	9
3. Activity 30 - Engineering Planning and Development ...	10
4. Activity 40 - Finance	10
II. ACTIVITY 10 - CONTRACT ADMINISTRATION	11
III. ACTIVITY 20 - MAPPING/ENERGY LOSS REDUCTION	18
A. SUB-ACTIVITY 20.01 SURVEYING/MAPPING OF FEEDERS	18
B. SUB-ACTIVITY 20.02 ENERGY LOSS REDUCTION	22
Task 20.02.01 USAID Energy Loss Reduction	22
Task 20.02.02 ADB Feeder Rehabilitation Project	22
a. Work Order Review Approvals	22
b. Work Order Execution Monitoring Inspection and Certification	22
c. Construction, Maintenance and Operation Procedures/OJT	23
d. Safety	24
e. Post Construction Monitoring	24

TABLE OF CONTENTS

	PAGE #
IV. ACTIVITY 30 - ENGINEERING PLANNING & DEVELOPMENT	26
Task 30.00.01 Load Forecasting	26
Task 30.00.02 Outage Reporting System	27
Task 30.00.03 Institutional Improvement Support	27
Task 30.00.04 PDW Metering	27
Task 30.00.05 PC Based Feeder Analysis Program	27
Task 30.00.06 Expansion Planning	28
V. ACTIVITY 40 - INSTITUTIONAL IMPROVEMENT & REORGANIZATION ...	29
SUB-ACTIVITY 40.01 ADMINISTRATION	29
Task 40.01.01 Computerization of Employee Records	29
Task 40.01.02 Reorganization	29
SUB-ACTIVITY 40.02 FINANCE	29
Task 40.02.01 Fixed Assets - Physical Verification	29
Task 40.02.02 Fixed Assets - Accounting Manual	30
Task 40.02.03 Reorganization under Institutional Improvement Program	30
Task 40.02.04 Bifurcation into Rural/Urban Accounts	31
SUB-ACTIVITY 40.03 PURCHASING AND INVENTORY CONTROL	31
Task 40.03.01 Computerized Stores Inventory System (CSIS)	31
Task 40.03.02 Material Control Procedures	31
SUB-ACTIVITY 40.04 CUSTOMER SERVICES	31
Task 40.04.01 Commercial Procedures	31
Task 40.04.02 Division Reorganization	31
Task 40.04.03 AEB/Circle Reorganization	31

ATTACHMENTS

1. WAPDA IMPLEMENTATION PERSONNEL AND EBASCO COUNTERPARTS
2. PROJECT STATUS REPORTS
3. PROJECT ACTIVITY MILESTONES
4. ACTIVITY TIME PHASED WORK PLAN - PROJECTIONS/ACCOMPLISHMENTS
5. LIST OF ABBREVIATIONS / ACRONYMS
6. EBASCO MONTHLY ELR REPORT FOR SEPTEMBER 1993

**WAPDA/USAID POWER DISTRIBUTION PROGRAM
QUARTERLY PROGRESS REPORT
FOR THE QUARTER ENDING SEPTEMBER 1993**

I. INTRODUCTION

A. PURPOSE AND SCOPE

This report presents the progress of the miscellaneous activities stated in Contract Number 391-473-C-2589-00 between USAID and EBASCO Overseas Corporation and as modified in the Minutes of Negotiation dated April 22, 1992. The Contract effective date is May 1, 1992. The objective of the Project is to provide technical assistance services to the Power Distribution Program. The report, entitled "Quarterly Progress Report for the Quarter Ending September 1993 Report 93-06", is the sixth progress report to USAID under the current contract covering the period of July 1, 1993, through September 30, 1993.

The report includes the Project Activities status to date, problems affecting each task, if any, and possible recommendations to resolve these problems. There are two major tasks under this Project assignment, namely, Energy Loss Reduction and Mapping. Energy Loss Reduction includes the rehabilitation of high power loss feeders to bring these losses to acceptable levels. Mapping includes the distribution system feeder survey, field inventory, development of maps and data bases. The EBASCO Team concentrates a great deal of its level of efforts in meeting the scope of these two Project objectives.

B. SUMMARY

1. Activity 10 - Administration

The Project progress is satisfactory and in accordance with the schedule of activities. The following summarizes the major Administration activities:

2. Activity 20 - Mapping/Energy Loss Reduction

a. General

Submission of Distribution Record Maps (DRMs) registered a noticeable increase in the current quarter. There was some improvement in survey and inventory activities but the Contractors overall production rate will have to be increased to acceptable levels.

b. Specific Issues

BVI-Package I.

After releasing U.S. based Surveying/Mapping Contractor BVI from the Project, WAPDA successfully negotiated the award of Surveying/Mapping work in Package I - Multan and Faisalabad AEBs to GEONEX and TECHRED. GEONEX has been awarded 30,876 kilometers of additional work, bulk of which is in Faisalabad AEB and the rest in Multan AEB. TECHRED has been awarded 20,043 kilometers of additional work in the Multan AEB. The completion date of Package I work is December 1994. BVI and their Subcontractor Techno-Consult have handed over all the equipment and vehicles procured for the Project to WAPDA in accordance with the Release Agreement. WAPDA, in turn has provided the equipment to TECHRED and GEONEX to enable them to mobilize and start work in Package I.

GEONEX Package II.

GEONEX had requested for Project extension in Work Package II - Lahore and Gujranwala AEBs. WAPDA has recommended that GEONEX be granted an extension in the Project completion date, to March 31, 1994. USAID approval is awaited on extension of Project. USAID approved the new payment schedule for GEONEX effective September 1, 1993, till the end of the Project.

ICC Package III.

USAID has approved a new payment schedule for ICC. The terms of this payment schedule are effective from June 1, 1993, and will continue till the end of the Project. ICC had requested a twelve month extension in Project completion on. On WAPDA's recommendations USAID has approved the Project extension to June 24, 1994, extending the completion date by a period of eight months.

TECHRED Package IV.

USAID has extended the Project completion date to December 1994 as recommended by WAPDA.

c. Mapping Contractors Progress to Date

The Mapping Contractors progress to date is as shown in Table 1.

TABLE 1

SUMMARY OF WORK COMPLETED BY MAPPING CONTRACTORS BASED ON SUBMITTAL OF PRELIMINARY DRAWINGS SEPTEMBER 30, 1993

Contractor	Assigned km	WORK COMPLETED				
		H.T. km	L.T. km	Comp km	Total km	% of Assig km
GEONEX LHR	12,113	2,316.71	2,572.87	598.62	5,488.20	45.31
GUJ	15,385	2,524.83	2,697.28	375.61	5,597.72	36.38
TOTAL	27,498.00	4,841.54	5,270.15	974.23	11,085.92	40.32
ICC ISL	20,746	1,241.21	1,825.32	179.94	3,246.47	15.65
PWR	21,574	953.57	969.22	157.84	2,080.63	9.64
TOTAL	42,320.00	2,194.78	2,794.54	337.78	5,327.10	12.59
TECHRED QTA	7,190	4,625.29	1,750.71	232.70	6,608.70	91.92
HYD	38,873	717.85	303.13	40.61	1,061.59	2.73
TOTAL	46,063.00	5,343.14	2,053.84	273.31	7,670.29	16.65
G/TOTAL	115,881.00	12,379.46	10,118.53	1,585.32	24,083.31	20.78

TABLE 2

WORK COMPLETED BY MAPPING CONTRACTOR GEONEX BASED ON SUBMITTAL OF
PRELIMINARY DRAWINGS
SEPTEMBER 30, 1993

GEONEX						
SR NR	AEB	GRID STATION	H.T. km	L.T. km	COMPOSITE km	TOTAL km
1	LHR	Kot Lakhpat	369.05	306.49	38.97	714.51
2	LHR	PWR	36.33	118.54	29.31	184.18
3	LHR	Chah Miran	16.21	98.61	8.98	123.80
4	LHR	Sunny View	16.85	56.70	11.44	84.99
5	LHR	United Steel	1.72	-	-	1.72
6	LHR	EMCO	24.38	8.76	0.42	33.56
7	LHR	Defence	56.91	220.62	63.94	341.47
8	LHR	A.I. Town	49.94	80.20	49.15	179.29
9	LHR	Nawan Kot	46.33	202.61	49.48	298.42
10	LHR	Garden Town	41.02	65.96	118.40	225.38
11	LHR	Rewaz Garden	34.62	139.79	31.78	206.19
12	LHR	Rustam	132.44	231.32	15.61	379.37
13	LHR	K.Lakhpat Old	33.28	86.70	45.17	165.15
14	LHR	Choung	329.83	169.77	18.73	518.33
15	LHR	Raiwind	371.00	275.70	46.32	693.02
16	LHR	Bhaipheru	456.00	239.76	29.25	725.01
17	LHR	Shahdra	40.19	174.63	30.97	245.79
18	LHR	Fort	1.30	17.71	1.79	20.80
19	LHR	Manga Mandi	259.31	79.00	8.91	347.22
TOTAL LAHORE AEB			2,316.71	2,572.87	598.62	5,488.20
1	GUJ	Kamoke	298.27	194.10	21.22	513.59
2	GUJ	Q.D. Singh	322.70	251.66	22.10	596.46
3	GUJ	Daska	33.19	48.36	2.38	83.93

4	GUJ	Nandipur	67.99	82.64	6.00	156.63
5	GUJ	Shaheenabad	51.32	100.09	18.75	170.16
6	GUJ	Theri Sansi	159.71	317.40	33.29	510.40
7	GUJ	Guj/Pasur	186.91	282.95	80.64	550.50
8	GUJ	Marala	203.26	211.49	14.15	428.90
9	GUJ	Sialkot (Old)	4.27	11.93	18.13	34.33
10	GUJ	Kotli Loharan	83.06	122.64	7.48	213.18
11	GUJ	Daska	427.88	484.28	27.02	939.18
12	GUJ	Sialkot Cantt	186.73	188.19	69.16	444.08
13	GUJ	Sial/Pasrur	253.90	303.91	42.04	599.85
14	GUJ	Kalu Tarar	245.64	97.64	13.25	356.53
TOTAL GUJRANWALA AEB			2,524.83	2,697.28	375.61	5,597.72
GRAND TOTAL			4,841.54	5,270.15	974.23	11,085.92

**WORK COMPLETED BY MAPPING CONTRACTOR ICC BASED ON SUBMITTAL OF
PRELIMINARY DRAWINGS
SEPTEMBER 30, 1993**

ICC						
SR NR	AEB	GRID STATION	H.T. km	L.T. km	COMPOSITE km	TOTAL km
1	ISL	Taxila	55.00	48.00	8.00	111.00
2	ISL	I-8	110.00	144.00	23.00	277.00
3	ISL	I-10	137.84	237.70	32.75	408.29
4	ISL	Rasul	54.40	52.24	3.29	109.93
5	ISL	Bhimber	90.59	164.90	8.10	263.59
6	ISL	Gujrat-II	130.53	322.60	31.39	484.52
7	ISL	KTM	184.96	243.93	26.65	455.54
8	ISL	Faqirian Head	85.83	87.62	11.27	184.72
9	ISL	Kharian	136.94	233.91	11.98	382.83
10	ISL	Rajar	122.40	159.37	9.56	291.33
11	ISL	Tarbela R.Bank	132.72	131.05	13.95	277.72
TOTAL ISLAMABAD AEB			1,241.21	1,825.32	179.94	3,246.47

1	PWR	Gadoon	19.00	1.00	11.00	31.00
2	PWR	Nazampur	135.00	88.00	8.00	231.00
3	PWR	Pabbi	323.11	263.05	18.94	605.10
4	PWR	Fort PWR	5.75	6.24	4.35	16.34
5	PWR	Noshera Ind	186.26	166.50	14.62	367.38
6	PWR	Haripur	49.42	99.03	7.96	156.41
7	PWR	Tarbela Nishat	114.70	239.80	41.12	395.62
8	PWR	Peshawar Cantt	120.33	105.60	51.85	277.78
TOTAL PESHAWAR AEB			953.57	969.22	157.84	2,080.63
GRAND TOTAL			2,194.78	2,794.54	337.78	5,327.10

**WORK COMPLETED BY MAPPING CONTRACTOR TECHRED BASED ON SUBMITTAL OF
PRELIMINARY DRAWINGS
SEPTEMBER 30, 1993**

TECHRED						
SR NR	AEB	GRID STATION	H.T. km	L.T. km	COMPOSITE km	TOTAL km
1	QTA	Yaru	231.00	112.80	10.20	354.00
2	QTA	Kalat	141.76	53.57	10.86	206.19
3	QTA	Noushki	141.72	114.78	11.89	268.39
4	QTA	Kanak	240.74	57.28	2.73	300.75
5	QTA	Mastung	367.70	112.10	12.98	492.78
6	QTA	Bhag	194.91	85.46	19.92	300.29
7	QTA	Sibi	365.85	195.22	19.74	580.81
8	QTA	Panjpai	155.53	23.28	0.43	179.24
9	QTA	Kird Ghab	271.75	40.77	1.42	313.94
10	QTA	D.M. Jamali	683.38	426.67	50.53	1,160.58
11	QTA	Gidder	146.50	19.87	2.71	169.08
12	QTA	Sorab	232.97	56.61	7.77	297.35
13	QTA	Mangocher	420.92	57.34	1.49	479.75

14	QTA	Zahri	84.11	54.44	7.85	146.40
15	QTA	Khuzdai	493.25	126.24	33.19	652.68
16	QTA	Khanozai	222.06	55.89	10.60	288.55
17	QTA	Nal	102.08	54.69	7.35	164.12
18	QTA	Wadh	26.22	12.60	1.52	40.34
19	QTA	Kawas	22.20	28.90	4.59	55.69
20	QTA	Zarand	30.81	30.48	4.43	65.72
21	QTA	Kach	44.01	25.33	7.48	76.82
22	QTA	Ziarat	5.82	6.39	3.02	15.23
TOTAL QUETTA AEB			4,625.29	1,750.71	232.70	6,608.70
1	HYD	Jhampir	49.33	11.15	0.84	61.32
2	HYD	Jhirak	79.12	24.39	1.51	105.02
3	HYD	Kao Kohar	125.75	17.04	1.35	144.14
4	HYD	Gharo	21.22	4.64	1.15	27.01
5	HYD	M.P. Sakro	72.00	30.17	2.82	104.99
6	HYD	Pir Patho	92.23	41.37	6.39	139.99
7	HYD	B.S. Karim	105.80	58.51	11.06	175.37
8	HYD	Thatta	172.40	115.86	15.49	303.75
TOTAL HYDERABAD AEB			717.85	303.13	40.61	1,061.59
GRAND TOTAL			5,343.14	2,053.84	273.31	7,670.29

TABLE 3

SUMMARY BASED ON ACTUAL FIELD SURVEY AND
INVENTORY WORK COMPLETED BY THE MAPPING CONTRACTORS
SEPTEMBER 30, 1993

Contractor	Assigned km	WORK COMPLETED			
		Inventory km	Percent of Assigned km	Survey km	Percent of Assigned km
GEONEX	27,498	22,461	81.68	17,169	62.44
ICC	42,320	21,169	50.02	14,936	35.29
TECHRED	46,063	10,087	21.90	10,006	21.72
TOTALS	115,881.00	53,717.00	46.36	42,111.00	36.34

d. Energy Loss Reduction

Review/approval and inspection/certification of ELR Work Orders both for USAID and ADB funded programs during the reporting period and the cumulative total to date is as shown in the following Tables 4 and 5 respectively. Table 6 shows the USAID procured fixed and switched capacitors utilization under the ELR Program.

TABLE 4

Work Orders	During the Quarter		Cumulative Total	
	Reviewed	Approved	Reviewed	Approved
USAID	0	0	28	18
ADB	8	8	3060	2280

TABLE 5

Work Orders	During the Quarter		Cumulative Total	
	Inspected	Certified	Inspected	Certified
USAID	1	1	79	79
ADB	305	251	1111	1001

TABLE 6

Capacitor Installation Status

Type	Provided	Utilized	Balance
Fixed	600	600	0
Switched	150	150	0
Total	750	750	0

e. ELR Program Financial Status

Based on the PILs available within EBASCO, the USAID ELR Program financial status to the end of September 30, 1993, has been summarized in Table 7.

TABLE 7

SUMMARY	
	Dollars x 1000
Available ELR Resources	
FAR Funds Allocated by USAID	9,490
Material Purchased by USAID	8,196
Total Allocated ELR Resources	17,686
Total Work Orders Certified (USAID+ADB)	
Material Offset	8,196
Payment made to WAPDA*	6,705
Pending with USAID (41 WOs)	72 (1)
In Process with EBASCO (179 WOs)	272 (1)
Total WOs Certified	15,245
Work Orders Pending Completion	
Based on PILs (USAID+ADB)	
Material to be Offset	0
Value of WOs Pending	1,887
Total WOs Pending Completion	1,887 (1)
Remaining Available Resources to WAPDA	
Material Available in the Stores	0
FAR Funds to be Utilized	554
Total Estimated Available Resources to WAPDA	554

(1) Due to the variation in the Rupee exchange rate, the dollar sum of PILs issued may be greater than the FAR allocated funds but the actual reimbursements to WAPDA will not exceed the FAR allocated funds.

* As per statement from USAID as of September 21, 1993.

3. Activity 30 Engineering Planning and Development

The WAPDA Planning Engineers groups have completed the load forecast studies for Kot Lakhpat and three Gujrat Divisions. Data collection has begun for a similar study for Bahawalpur Division. Grid Station sizing and locations study has been completed for Kot Lakhpat Division. EBASCO has developed a CADPAD Distribution Planning Application Manual which will be handed over to WAPDA for review for their use in Load Forecasting, Grid Station siting and sizing and the feeder planning studies.

Outage Report System Programming and Users Manual have been completed. The program and manual are being reviewed for final submission to WAPDA.

4. Activity 40 Finance

Computerization of Accounts - The Managing Director (D) via an Office Order authorized the implementation of computerized WAPDA Accounting System in Peshawar AEB. The trained WAPDA Accounts staff attached with EBASCO made visits to the Divisions of Peshawar AEB and initiated the implementation of the Accounting System in Divisions where computers are available. The process will continue during the next quarter.

II. ACTIVITY 10 - CONTRACT ADMINISTRATION

The overall Project administration is being provided effectively. A remarkable improvement in overall Project efficiency is being experienced. The necessary liaison with USAID, WAPDA and Mapping Contractors continues effectively. Project continues on schedule and within the budget. Summaries of the Level of Effort and financial status shown on Tables 1 and 2 are to the end of September 1993. The Graphs Figures I-1, I-2, I-3 and I-4 show additional details of the overall Project status to the end of September 1993.

Table 1 presents the Level of Effort status to the end of September 30, 1993, and shows the total person months budget, cumulative actual person months expended and percent utilization to the end of the reporting period.

TABLE 1
LEVEL OF EFFORT STATUS TO THE END OF
SEPTEMBER 30, 1993

CATEGORY	PERSON MONTHS		
	EXPENDED		
	BUDGET (REV)	PMS	PERCENT
Long Term Expatriate	37.0	30.5	82.4%
Short Term Expatriate	3.0	0.0	0.0%
Home Office Support	12.0	6.0	50.0%
TOTAL EXPATRIATE	52.0	36.5	70.2%
Long Term Pakistani Professionals	360.4	271.4	75.3%
Short Term Pakistani Professionals	6.0	6.0	100.0%
Pakistani Professional Support Staff	132.2	94.2	71.3%
TOTAL PAKISTANI STAFF	498.6	371.6	74.5%
TOTAL LEVEL OF EFFORT	550.6	408.1	74.1%

Table 2 provides the total Contract Budget and Actual Project costs cumulative to the end of September 30, 1993.

TABLE 2
BUDGET AND ACTUAL COST SUMMARY
TO SEPTEMBER 30, 1993

CATEGORY	US DOLLARS		
	BUDGET	ACTUAL	%
Salaries and wages	347,051	218,143	62.9
Overhead	272,832	134,376	49.3
Allowances	110,986	72,303	65.1
Subcontractor and Site Costs:			
ITECO	68,181	0	0.0
ABACUS	575,210	367,724	63.9
EMMAY	445,162	293,129	65.8
Site Office	192,628	60,233 (*)	31.3
Subtotal Subcontracting/Site Costs	1,281,181	721,086	56.3
Other direct costs	38,207	8,060	21.1
Travel/per diem	107,834	33,073	30.7
Sub total	2,158,091	1,187,041	55.0
Fixed fee @ 8.5%	183,438	100,898	55.0
TOTAL COST PLUS FIXED FEE	2,341,529	1,287,939	55.0

(*) Site office actual included to the end of the previous month only.

The curves of Figure I-1 illustrate on a monthly basis the person months budgeted for the home office and site (expatriate personnel) and the foreign service nationals (FSNs) over the two year contract period. The curves of Figure I-1 also show the actual person months expended to the end of the reporting period, September 30, 1993.

The curves of Figure I-2 illustrate on a monthly basis the funds budgeted for the home office and site (expatriate personnel), the FSNs and includes the home office and site projected expenditures over the two year contract period. The curves of Figure I-2 also show the actual expenditures in US dollars to the end of the reporting period, September 30, 1993.

The curves of Figure I-3 illustrate on a cumulative basis the person months budgeted for the home office and site (expatriate personnel) and the FSNs over the two year contract period. The curves of Figure I-3 also show the actual accumulated person months expended to the end of the reporting period, September 30, 1993.

The curves of Figure I-4 illustrate on a cumulative basis the funds budgeted for the home office and site (expatriate personnel), the foreign service nationals (FSNs) and includes the home office and site projected expenditures over the two year contract period. The curves of Figure I-4 also show the actual expenditures in US dollars to the end of the reporting period, September 30, 1993.

EXPATS AND FSN PERSON MONTHS

CONTRACT BUDGET AND ACTUAL TO DATE

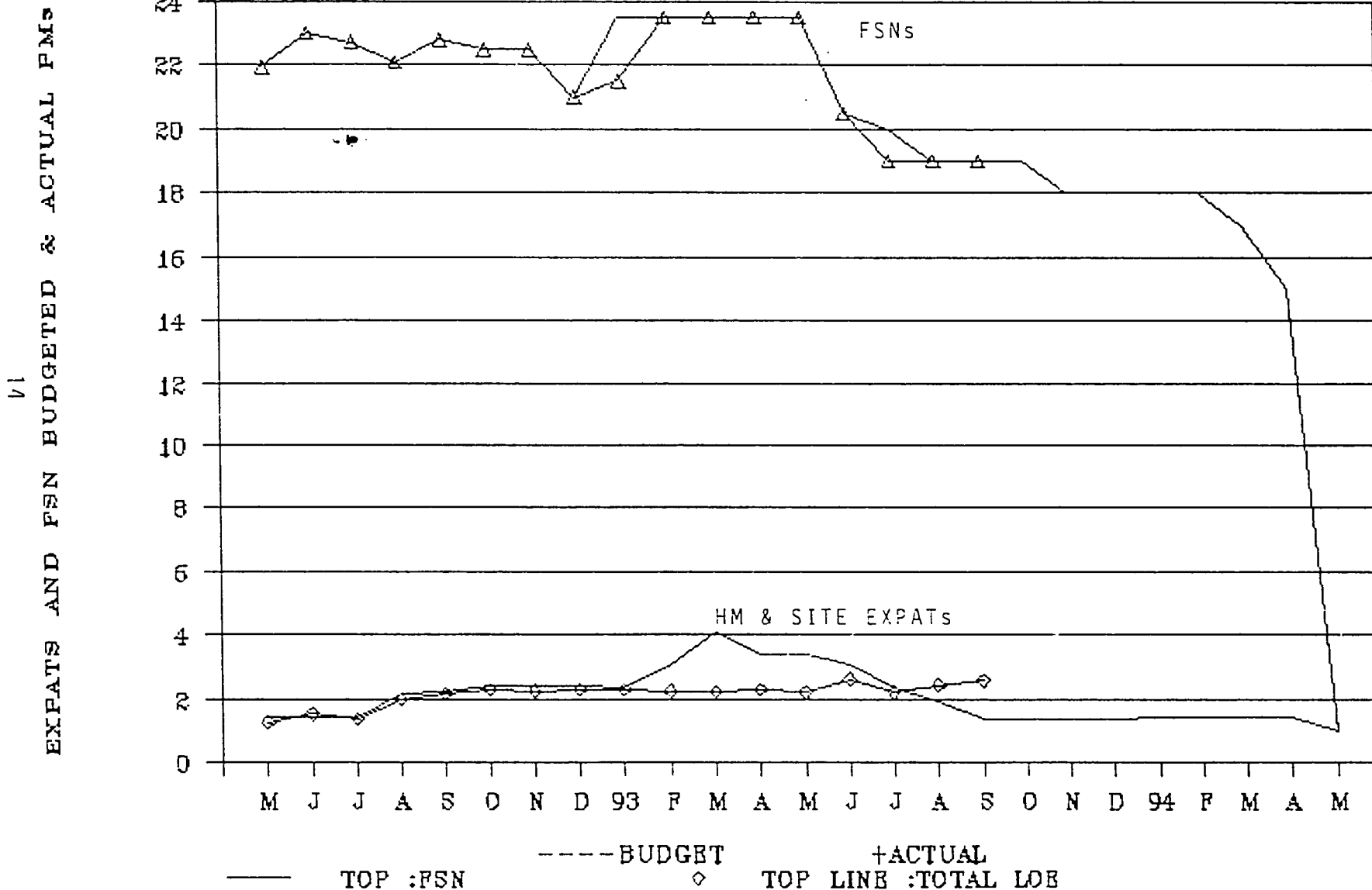


FIGURE I-1 MONTHLY BUDGET AND ACTUAL EXPENDED PERSON MONTHS

CONTRACT COST (THOUSAND DOLLARS)

CONTRACT COST AND ACTUAL TO DATE

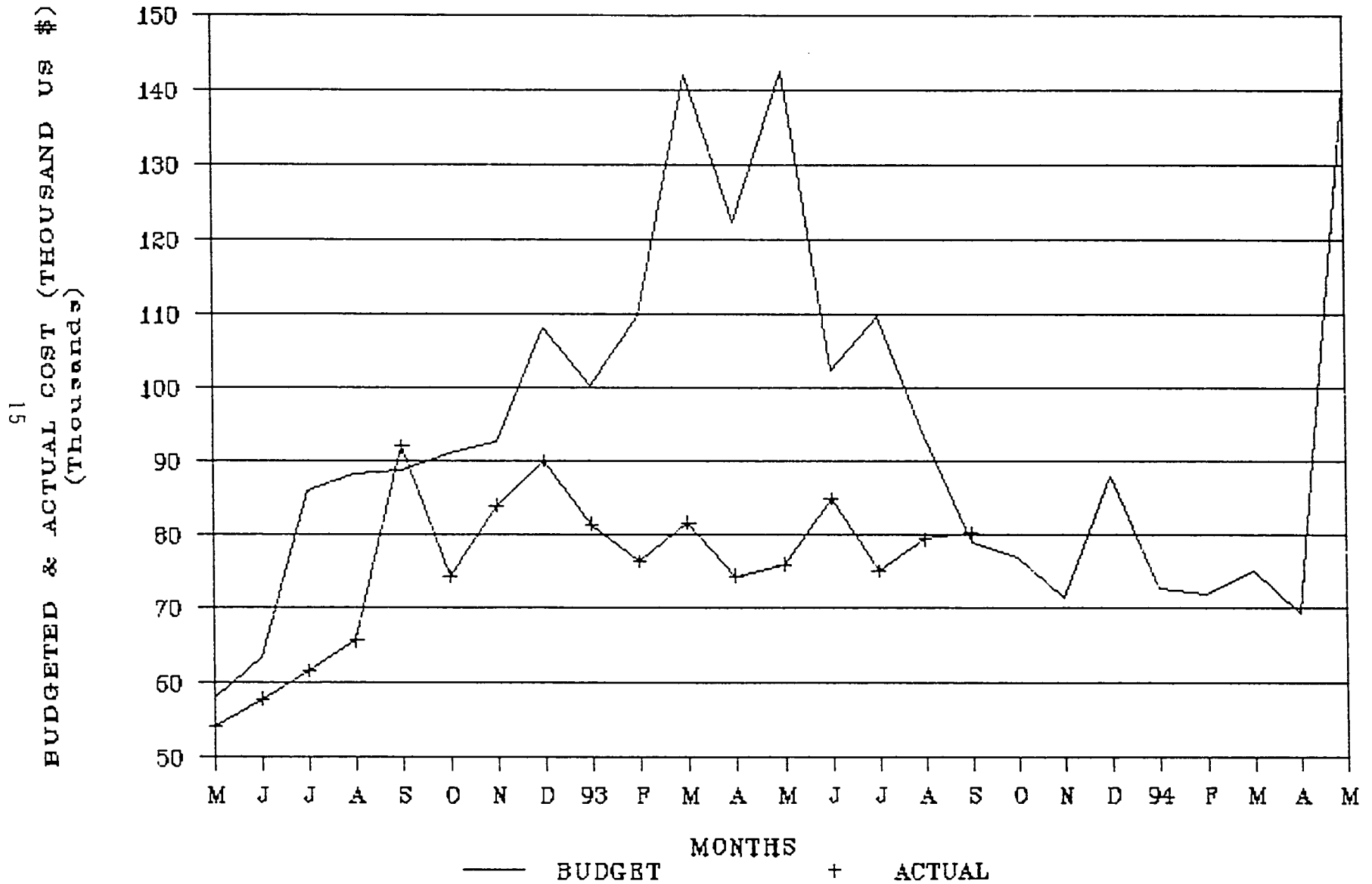


FIGURE I-2 MONTHLY BUDGET AND ACTUAL COSTS

CUMULATIVE EXPATS AND FSN PERSON MONTHS

CONTRACT BUDGET AND ACTUAL TO DATE

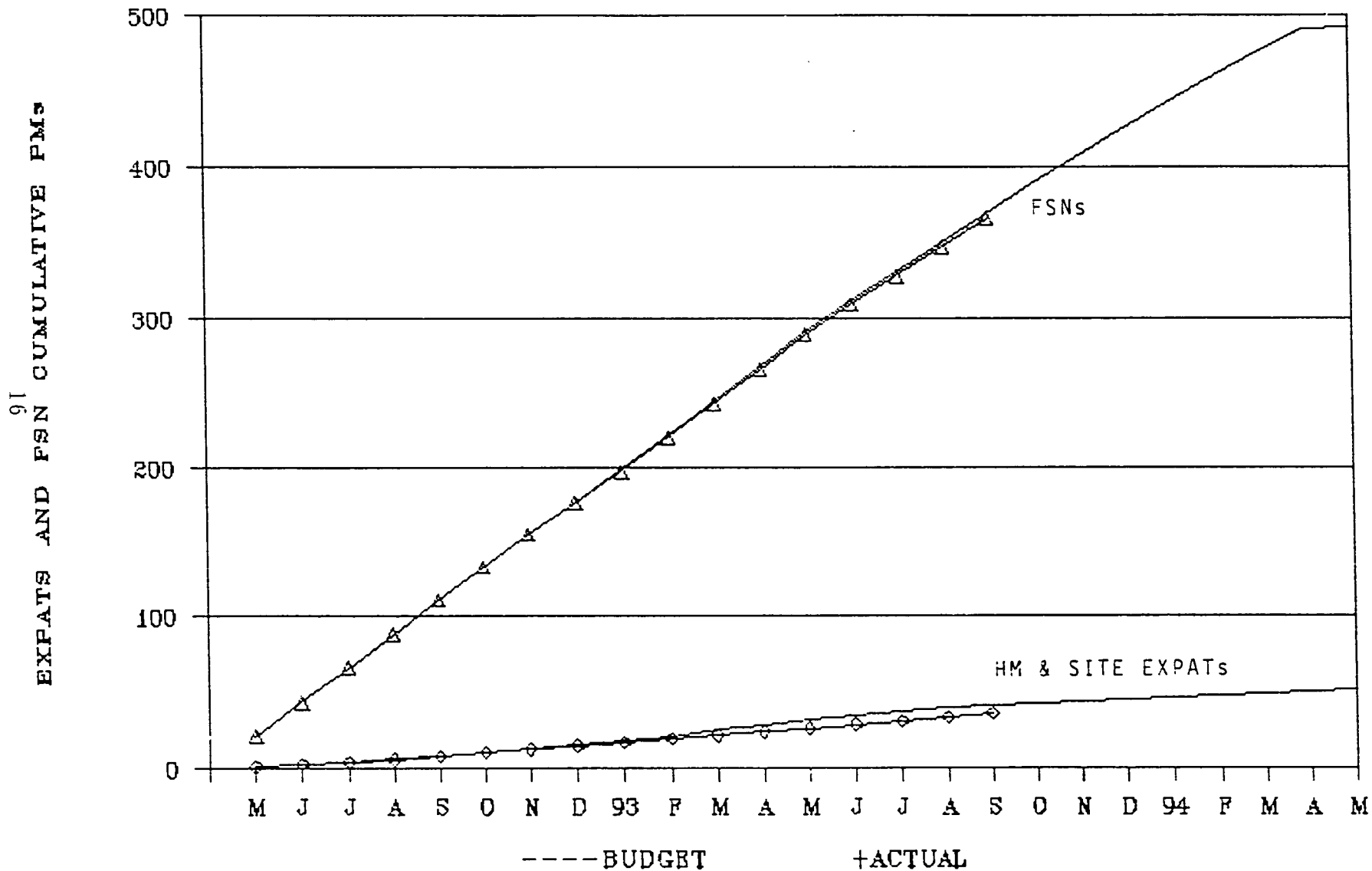


FIGURE I-3 CUMULATIVE BUDGET AND ACTUAL EXPENDED PERSON MONTHS

CUMULATIVE CONTRACT COST (MILLION \$)

CONTRACT COST AND ACTUAL TO DATE

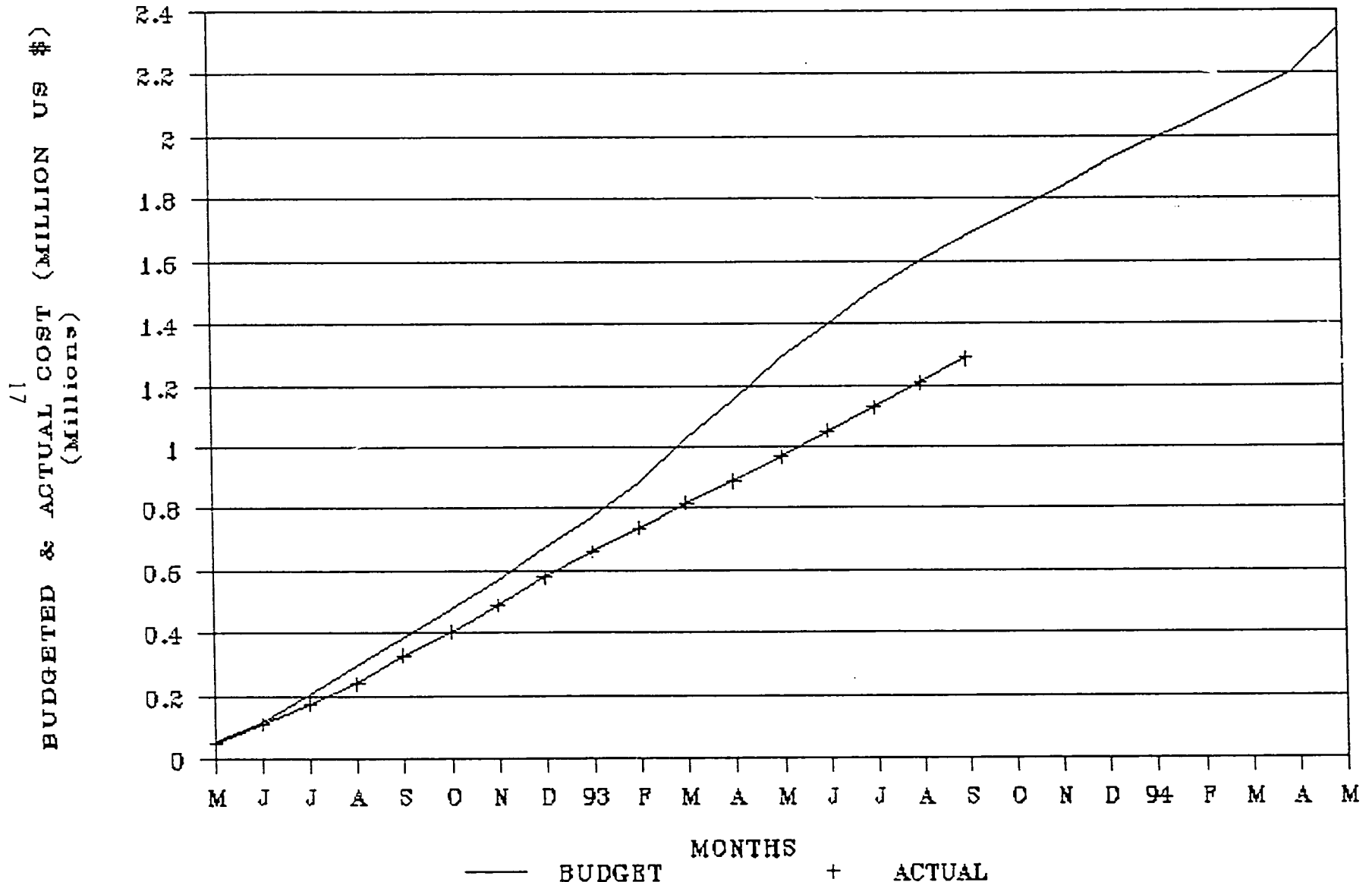


FIGURE I-4 CUMULATIVE BUDGET AND ACTUAL COSTS

III. ACTIVITY 20 - MAPPING/ENERGY LOSS REDUCTION

A. SUB-ACTIVITY 20.01 SURVEYING/MAPPING OF FEEDERS

1. Progress

- a. EBASCO continued providing assistance to WAPDA in Contract management of the Mapping Contracts progress monitoring. Assisted WAPDA in preparing amendments, modifications and clarifications of Mapping Contract scope and schedules for the Contractors as needed. Assistance was also provided to WAPDA in resolving technical issues as per Contract specifications. EBASCO provided active assistance to WAPDA in magnetic tape data validation and verification.

WAPDA headquarters, AEB personnel and EBASCO Engineers/ Mapping Inspection Teams continued verifying the accuracy and quality of the maps and data tapes submitted by the Contractors.

GEONEX Based on the approved Sample Drawings, GEONEX submitted Preliminary Drawings for the inspection of WAPDA for six Grid Stations of Lahore AEB and five Grid Stations of Gujranwala AEB for a combined total of 5,104 kilometers. GEONEX also submitted Final Drawings for four Grid Stations of Lahore and Gujranwala AEBs. These were reviewed and comments provided. GEONEX is in the process of resubmitting the final DRMs along with data tapes for these Grid Stations after making the corrections.

ICC Based on the Sample Drawings, ICC submitted Preliminary Drawings for the inspection of WAPDA. These drawings were based on 1,966 kilometers of lines for three Grid Stations of Peshawar AEB and four Grid Stations of Islamabad AEB. Comments were also provided to ICC on the Final Drawings submitted for eight Grid Stations of Islamabad and Peshawar AEBs. ICC is now in the process of resubmitting Final Drawings along with data tapes for these Grid Stations after making the corrections.

TECHRED Based on the approved Sample Drawings, TECHRED submitted Preliminary Drawings, of 2,930 kilometers of lines for twelve Grid Stations of Quetta AEB, and two Grid Stations of Hyderabad AEB. TECHRED also submitted Final Drawings and data tapes for ten and seven Grid Stations respectively of Quetta and Hyderabad AEBs. These were reviewed and comments provided. TECHRED is now in the process of resubmitting the data tapes and the final DRMs for these Grid Stations after making the corrections.

BVI BVI was released from their Contractual Agreement with WAPDA for the Mapping/Surveying Project and is no longer a WAPDA Contractor.

Out of the 68,711 kilometers of lines assigned to BVI, 20,043 kilometers have been reassigned to TECHRED and 30,876 kilometers to GEONEX as additional work.

The Contractors cumulative project progress in kilometers to the end of the report quarter is as follows:

Contractor	Survey/Inventory	DRMs Submitted
GEONEX	17,169/22,461 km	11,086 km
ICC	14,936/21,169 km	5,327 km
TECHRED	10,006/10,087 km	7,670 km

- b. The progress of ICC and GEONEX is being monitored as per their approved work plans and revised completion schedules. TECHRED has also submitted a revised progress schedule and its performance is being evaluated against these new projections. The pace of survey and inventory work has registered a slight increase as compared to that in the previous quarter. All three Contractors have improved on the submission of Preliminary DRMs. The most significant improvement has been shown by GEONEX which doubled the volume of Preliminary DRMs submission in the current quarter to over 5,000 kilometers.

ICC's progress in field survey and inventory has picked up momentum in the current quarter. TECHRED has also improved its performance to some degree with focus on Hyderabad AEB. GEONEX survey work progress was a little slow although its inventory work was better than the previous quarter. Progress in September 1993 indicates that field survey and inventory work will pick up momentum significantly in the next quarter.

In the current quarter GEONEX submitted over 5,000 kilometers of preliminary DRMs. TECHRED improved its progress rate by making submission of over 2,900 kilometers of preliminary DRMs. ICC slightly improved its progress in this quarter by submitting DRMs covering more than 1,950 kilometers. The progress of DRMs submission is expected to register further increase during the next quarter.

- c. As part of the release agreement BVI and Techno-Consult handed over to WAPDA all the equipment procured for project execution. In return WAPDA released the Performance Bonds and Advance Payment Guarantees submitted by BVI and Techno-Consult. Both parties absolved each other of all responsibilities. BVI handed over office and field equipment to WAPDA. WAPDA representatives visited Karachi and Multan and took over equipment and vehicles from Techno-Consult.

WAPDA has signed with USAID approval separate contracts with TECHRED and GEONEX to take up surveying/mapping work of Package I in the Multan and Faisalabad AEBs. This work amounting to over 68,000 kilometers of line length was originally to be completed by BVI which has been released from the Project. TECHRED has been assigned 20,043 kilometers in Multan and GEONEX has been assigned 30,876 kilometers in Faisalabad including some work in Multan AEB.

- d. USAID approved the amendment schedule of payments to GEONEX to take effect from September 1, 1993, to the end of the Contract. As per the new schedule of payments, GEONEX will receive 30% on submission of Preliminary data tapes, 20% on submission of preliminary drawings, 20% on provisional approval of preliminary drawings and 30% on the approval of final drawings and data tapes.
- e. On-the-Job-Training (OJT) to WAPDA survey and mapping staff of Lahore, Peshawar, Islamabad, Gujranwala, Quetta and Hyderabad Area Electricity Boards in the field inspection of DRMs has already been completed. Upon submission of DRMs for the two AEBs, Faisalabad and Multan by GEONEX/TECHRED, the EBASCO inspectors will provide OJT to the respective AEB survey and mapping staff during actual field inspections of the DRMs.
- f. The mapping inspectors visited Peshawar, Islamabad, Lahore, and Gujranwala Area Electricity Boards to perform field validations of the Preliminary Maps submitted by ICC, GEONEX and TECHRED respectively. Reports prepared by the inspectors and their comments form the basis of evaluation of the Preliminary DRMs submitted by the Contractors. The DRMs submitted by TECHRED for Quetta and Hyderabad AEBs during the report quarter were

inspected by the respective AEB Mapping staff. Comments were provided to TECHRED. GEONEX and ICC's drawings for two Grid Stations of Islamabad and Lahore AEBs submitted recently are currently under review.

- g. CADPAD software vendor ABB-ADD and their local representative CGS confirmed that Mr. Ken Aldridge would arrive in Lahore on October 9, 1993. Mr. Aldridge is expected to install the final and corrected version of WIDGIT RDBMS AM/FM mapping software and also to conduct the WIDGIT Mapping program training course for WAPDA Mapping and Computer personnel in fulfillment of ABB's contractual obligations.

2. Constraints and Problems

The survey/inventory progress has shown some improvement in this quarter. However, the Contractors must concentrate on improving the field work progress significantly in the next quarter to be able to finish the Project in time. The progress in the production and submission of Preliminary DRMs is increasing satisfactorily but it must be matched with the progress in the field. However, if survey/inventory work pace does not increase, the plotting and submission of DRMs will ultimately slow down.

3. Recommended Solutions

WAPDA has directed GEONEX to prepare and submit a new work plan to highlight their planned progress for the rest of the Project duration. USAID has recommended that all Contractors be asked to prepare new work plans indicating completion time for the remaining grid stations and providing details of manpower and equipment resources employed. Separate meetings with each Contractor to evaluate and monitor progress and to make recommendations for improving progress rates will be undertaken. These measures will help the Contractors in allocating the required resources and finishing the work within the schedule.

B. SUB-ACTIVITY 20.02 ENERGY LOSS REDUCTION

Task 20.02.01 USAID Energy Loss Reduction

Task 20.02.02 ADB Feeder Rehabilitation Project

1. Progress

a. Work Order Review/Approvals

Review and approval of ELR Work Orders for the ADB funded program continued:

ELR Program	During the Quarter		Cumulative Total	
	W.O. Reviewed	W.O. Approved	Reviewed	Approved
USAID	0	0	28	18
ADB	8	8	3060	2280

The difference between the reviewed and the approved Work Orders indicates the Work Orders that were returned to WAPDA as unapproved due to various technical reasons including those with less than unity benefit to cost ratio.

b. Work Order Execution Monitoring Inspection and Certification

Activity continued for both USAID and ADB ELR Program Work Orders:

ELR Program	During the Quarter		Cumulative Total	
	W.O. Inspected	W.O. Certified	Inspected	Certified
USAID	1	1	79	79
ADB	305	251	1111	1001

The difference between Inspected and the Certified Work Orders indicates the Work Orders that were not certified by EBASCO after field inspections. The work executed was either not in accordance with the Planning Proposal or the execution did not correspond to the WAPDA Construction Standards.

The 882 pending Work Orders for which PILs are available from USAID are currently in the process of execution by WAPDA. EBASCO will continue to inspect and provide certification of completion of these ELR Work Orders until all Work Orders for which PILs have been issued by USAID are executed by WAPDA and their completion is certified by EBASCO. The reimbursable amount for each Work Order is payable to WAPDA upon EBASCO's certification.

The following table summarizes the PTL wise status of the pending Work Orders to September 30, 1993:

PIL #	WOs Pending Completion/Certification	Date of Issuance	Date of Expiry	Reimbursable Amount US\$
100	9	Oct 29, 92	Oct 28, 93	75,406
101	18	Nov 23, 92	Nov 22, 93	85,764
103	216	Dec 15, 92	Dec 14, 93	370,236
104	124	Dec 15, 92	Dec 14, 93	218,482
105	16	Jan 11, 93	Jan 10, 94	111,554
106	155	Jan 11, 93	Jan 10, 94	286,176
107	167	Feb 11, 93	Feb 10, 94	240,435
108	30	Mar 17, 93	Mar 16, 94	280,607
109	104	May 12, 93	May 11, 94	140,643
111	58	Jul 15, 93	Jul 14, 94	77,929
Total:	882			1,887,231

c. Construction, Maintenance and Operation Procedures/OJT

The ELR Inspectors continued to assist the field personnel in the use of the approved WAPDA procedures. The ELR Inspectors while on duty, performing feeder inspections, instructed and provided on-the-job training and guidance to WAPDA construction crews in the use of proper tools and procedures to construct/rehabilitate the feeders according to the laid down WAPDA standards. The crews and their supervisors were guided in the installation of compression sleeves using appropriate tools and the installation of bolted parallel groove connectors. In addition training and guidance was provided to the construction crews in the proper execution of the following line works:

- Dead-end assemblies using the recommended hardware both for HT and LT lines.
- Conductor stringing.
- Structure/pole grounding.
- Preparation of pole mounted substations (transformers) with proper bus-bar and adequate clearances.
- Use of proper clamps and LT strips for LT stringing.

Factors that contribute to the improving of general appearance of the lines such as verticality of structures, correct horizontal installation of cross-arms and their dressings and the proper locations of guys etc., were explained to the construction crews at various work locations.

The ELR Inspectors also provided on-the-job training to the maintenance and operation staff available at the time of final inspections in the use and maintenance of installed ELR facilities, particularly the line capacitors.

d. Safety

During inspection of ELR works guidance and on-the-job training, where required, was provided to the construction staff in the proper execution of ELR Work Orders, utilizing WAPDA approved standards, policies, procedures, and guides following the specified safe work procedures. Importance and use of personal protective equipment, such as hard hats, boots, and safety belts in the performance of the construction jobs was explained to construction staff. Need for the installation of proper earthing and observance of correct clearances for protecting life and equipment was highlighted.

Importance of earthing of lines for safety of line crews by using the appropriate grounding apparatus before starting the work was explained.

e. Post Construction Monitoring

The post construction inspection of lines and capacitors was carried out in Lahore, Gujranwala, Islamabad and Peshawar AEBs. A total of 124 capacitor banks and the rehabilitated line portions in the vicinity of these capacitors were randomly inspected 50% of capacitor banks out of the total inspected were found in operation. Comments were provided to WAPDA indicating operational status of the installed capacitors.

Monthly ELR Status Reports were issued showing the updated status of ELR Work Orders implemented to date and those certified by EBASCO (Refer Attachment 6). The reports also show the Work Orders that are still pending with WAPDA for implementation after issuance of PILs. Information on USAID Funds Utilization Status based on Work Orders certified by EBASCO to the end of the report month is also provided in the report.

This ELR Status Report helps Chairmen AEBs to determine where their efforts are to be concentrated to expedite Work Orders completion/certification.

2. Constraints and Problems

WAPDA has requested EBASCO to continue providing assistance to WAPDA in the review/approval and inspection/certification of additional HT/LT ELR Work Orders that WAPDA will continue to develop and implement under the ADB funded feeder rehabilitation program. This assistance from EBASCO will permit the continuation of on-the-job training and guidance to WAPDA staff that will ensure the use and adherence to Work Order procedures and construction standards by WAPDA field staff. WAPDA considers this assistance important to sustain the quality achieved by WAPDA in Work Order development and field implementation with EBASCO's assistance.

3. Recommended Solutions

In order to enable EBASCO to continue providing assistance to WAPDA, authorization from USAID is needed to permit EBASCO the use of the existing Power Distribution Program support facilities including the use of vehicles etc. WAPDA is to contract EBASCO to provide ELR inspection services. These services will include the review/analysis of the additional Work Orders that are being generated by WAPDA to complete the ADB funded ELR Program and to continue with the field inspections of the large number of ELR Work Orders (for which there are no PILs from USAID) that WAPDA intends to implement under the ELR Program.

IV. ACTIVITY 30 - ENGINEERING PLANNING AND DEVELOPMENT

Task 30.00.01 Load Forecasting

1. Progress

WAPDA group working on Kot Lakhpat Division has completed the load forecast using the complex urban forecast module SLF-2 (Simulative Load Forecasting). The Kot Lakhpat Division is a rural-urban mix therefore, special procedures were evolved and developed to do the 20 year load forecast. It is for the first time that WAPDA Planning Engineers have used the sophisticated SLF-2 module for an actual load forecast.

Load forecast of three Gujrat Divisions using DLF-2 (Deterministic Load Forecast) module was completed in this quarter. Efforts are being made to review and fine tune the load forecast.

Another WAPDA Planning Engineers team has begun collecting data for load forecast of Bahawalpur Division. The forecast will be done using the DLF-2 module.

EBASCO continued to provide On-the-Job Training to WAPDA Engineers in using both load forecast modules on real data. New procedures and program files were also developed and used to facilitate accurate forecasting and cut down the forecasting time. WAPDA Engineers' performance improved considerably in this quarter as they seem to have developed confidence in using computerized load forecasting tools.

EBASCO has developed CADPAD Distribution Planning Application Manual which includes sections on load forecast modules. The manual is being reviewed for onward submission to WAPDA for their use.

2. Constraints and Problems

- a. Distribution Record Maps and Key Maps from Mapping Contractors are not available as yet to the load forecasting teams. Ultimately these maps will be required by the planners for proper spatial distribution of customers resulting in high degree of accuracy in forecasting.
- b. WAPDA Planning Engineers have not been able to develop detailed reports including recommendations for all their load forecast studies. These reports are needed to maintain proper documentation and assist the future planners in referring to the original forecast considerations and parameters.

3. Recommended Solutions

- a. Till such time that Key Maps and DRMs are not available from the Mapping Contractors, the Planning Engineers should use existing maps of the 11 kV network available in the relevant Divisions. This practice has been employed for Gujrat and Kot Lakhpat Divisions to improve the spatial distribution of customers and hence the accuracy of the load forecast.
- b. WAPDA Planning Engineers should be encouraged to draft reports on load forecast studies according to the guidelines provided in EBASCO's Load Forecast Procedures Manual. WAPDA management needs to emphasize the importance of documentation as a standard practice.

Task 30.00.02 Outage Reporting System

1. Progress

The Outage Reporting System programming has been 100% completed. Testing and debugging has also been completed to ensure program integrity. Users Manual has been prepared and finalized. The program and manual are under review of EBASCO Engineers and will shortly be provided to WAPDA for their use.

Task 30.00.03 Institutional Improvement Support

1. Progress

EBASCO is randomly monitoring the development of Work Orders based on the CWOS and assistance is being provided to WAPDA for incorporating the pertinent modifications as needed.

Task 30.00.04 PDW Metering

No change

Task 30.00.05 PC Based Feeder Analysis Program

1. Progress

Cumulative number of HQ/AEB staff trained by EBASCO in the use of CADPAW to the end of the previous report quarter is 146. That concluded the CADPAW training activities by EBASCO.

EBASCO is currently monitoring the development of Work Order proposals by AEBs, using the CADPAW program. Assistance is being provided to WAPDA in clarifying user queries as requested by WAPDA.

Task 30.00.06 Expansion Planning

1. Progress

WAPDA Planning Engineers team used CADPAD module SUBSITE to develop a 20 year expansion plan for Kot Lakhpat Division. The future loads for expansion studies had already been developed using DLF-2 Load Forecast module. The WAPDA team used SUBSITE for viewing several alternate cases with different Grid Station locations to determine the optimum siting and sizing. The cases and procedures are currently being reviewed to make recommendations in a study report. The job is 90% complete.

Existing 11 kV feeder network maps obtained from the three Gujrat Divisions have been digitized to perform feeder optimization and planning using CADPAD FEEDERSITE program by the second WAPDA team. Before conducting FEEDERSITE studies, the WAPDA team will use SUBSITE for determining optimum Grid Station locations and expansion plans. The job is 50% complete.

The third WAPDA Planning Engineers team plans to use SUBSITE for Grid Station planning for Bahawalpur Division after completing the load forecasting studies in the next quarter.

EBASCO has developed CADPAD Distribution Planning Application Manual which includes sections on Grid Station planning and feeder planning. The manual is being reviewed for onward submission to WAPDA for their use.

2. Constraints and Problems

The non-availability of updated DRMs from the Mapping Contractors affects the accuracy of the expansion planning studies.

3. Recommended Solutions

WAPDA teams are currently using existing feeder networks available with the respective Divisions. These maps have data which was updated some years ago. It is now evident that updated maps for entire Divisions will not be available for another year or so. Till such time WAPDA must continue using whatever data is available to develop expertise in the use of computerized planning tools, report writing and preparation of preliminary expansion proposals.

V. ACTIVITY 40 - INSTITUTIONAL IMPROVEMENT AND REORGANIZATION

SUB-ACTIVITY 40.01 ADMINISTRATION

Task 40.01.01 Computerization of Employee Records

Task already complete

Task 40.01.02 Reorganization

1. Progress

EBASCO, at the request of WAPDA, agreed to reorganize the Peshawar AEB instead of Multan which was due for reorganization according to the current work plan. The Managing Director (Distribution) was provided assistance for preparing Office Order for the reorganization of Peshawar AEB in preference to Multan AEB. Formal Office Order from the Managing Director (Distribution) is still awaited. However, under a separate Office Order, the Managing Director (Distribution) authorized the implementation of computerized WAPDA Accounting System (WAS) in Peshawar AEB.

2. Constraints and Problems

A formal Office Order for the reorganization of Peshawar AEB has not yet been issued by WAPDA.

3. Recommended Solutions

Office Order for the reorganization of Peshawar should be issued at the soonest so that the work can be taken in hand for timely completion.

SUB-ACTIVITY 40.02 FINANCE

Task 40.02.01 Fixed Assets - Physical Verification

1. Progress

No activity on this task during the report quarter. The status is as follows:

In consultation with the Chief Advisor, Planning and Engineering, a plan was developed for reallocating the costs available as per the line assets data tapes received from the Mapping Contractors and the computerized data of the fixed assets maintained by the Director Assets of the office of Deputy General Manager (Field Operations).

2. Constraints and Problems

The task of reallocating the costs will remain slow until mapping data tapes are analyzed to show the fixed assets available in each Division and Sub-Division separately. Presently, the computerized data is available Divisions and Sub-Divisions wise whereas the mapping data tapes are prepared Grid Stations wise. For meaningful reallocation of costs it will be essential to convert the Grid Station based data on tapes to Divisions and Sub-Divisions wise.

3. Recommended Solutions

The fixed assets data tapes for at least one complete Division should become available so that the exercise for one Division as a sample can be completed for replicating on the rest of the data.

Task 40.02.02 Fixed Assets - Accounting Manual

1. Progress

No activity on this task during the report quarter. The status is as follows:

The Fixed Assets Accounting Manual was finalized and submitted to the approval of WAPDA.

2. Constraints, Problems and Recommended Solutions

It will not be possible to go ahead with the implementation of the Fixed Assets Accounting Manual unless the approval to implement the Manual is received from WAPDA.

Task 40.02.03 Reorganization under Institutional Improvement Program

1. Progress

WAPDA issued the Office Order to start implementation of computerization of the monthly accounts in Peshawar AEB under the Institutional Improvements Program. EBASCO Finance Team comprising trained WAPDA staff assigned to EBASCO made field visits to Peshawar AEB to apprise the relevant accounts staff regarding the computerization scheme as well as to install the computerized WAPDA Accounting System (WAS) on the available PCs in the Operating Divisions. On-the-Job Training was provided to the staff to enable them key-enter the data and run the system independently.

The EBASCO Finance Team will continue monitoring and guiding the computerization of monthly accounts to its smooth implementation in the Peshawar AEB.

Task 40.02.04 Bifurcation into Rural/Non Rural Accounts

1. Progress

No activity on this task during the report quarter. The status is as follows:

Assistance was provided to the Deputy General Manager Finance (Field Operations) for the preparation of accounts on the split basis.

SUB-ACTIVITY 40.03 PURCHASING AND INVENTORY CONTROL

Task 40.03.01 Computerized Stores Inventory System (CSIS)

Task already complete

Task 40.03.02 Material Control Procedures

Task already completed and transferred to WAPDA.

SUB-ACTIVITY 40.04 CUSTOMER SERVICES

Task 40.04.01 Commercial Procedures

Task completed for the Lahore AEB.

Task 40.04.02 Division Reorganization

Task completed for the Lahore AEB.

Task 40.04.03 AEB/Circle Reorganization

1. Progress

No activity on this task during the report quarter. The status is as follows:

Implementation of Customer Information System has been completed in Islamabad, Gujranwala and Lahore AEBs.

ATTACHMENT 1

**WAPDA IMPLEMENTATION PERSONNEL
AND EBASCO COUNTERPARTS**

WAPDA IMPLEMENTATION PERSONNEL AND EBASCO COUNTERPARTS

POWER DISTRIBUTION WING

WAPDA: Mr. S.M.A. Bokhari, Managing Director (D)
EBASCO: Mr. Louis A. Rodriguez, General Manager

ADMINISTRATION (D)

WAPDA: Mr. M.H. Qazilbash, GM, Administration (D)
EBASCO: Mr. Umar Hayat Khan, Chief Advisor, Mapping/ELR

PLANNING AND ENGINEERING (D)

WAPDA: Mr. Sajid M. Qureshi, GM, Planning, Engineering &
Standard (D)
EBASCO: Mr. Zahid Siddiqi, Chief Advisor, Distribution System
Planning

OPERATIONS (D)

WAPDA: Mr. Ghulam Farid, GM, Operations (D)
EBASCO: Mr. Umar Hayat Khan, Chief Advisor, Mapping/ELR

PURCHASING AND INVENTORY CONTROL (D)

WAPDA: Mr. Meraj Ahmed, GM, Purchasing & Stores (D)
EBASCO: Mr. Umar Hayat Khan, Chief Advisor, Mapping/ELR

CUSTOMER SERVICES (D)

WAPDA: Mr. Naseer A. Qureshi, GM, Customer Services (D)
EBASCO: Mr. Umar Hayat Khan, Chief Advisor, Mapping/ELR

FINANCE (D)

WAPDA: Mr. M. Rafique Chaudhry, GM, Finance (P)
EBASCO: Mr. Umar Hayat Khan, Chief Advisor, Mapping/ELR

ATTACHMENT 2

PROJECT STATUS REPORTS

STATUS REPORTS :

DOCUMENT #	(START DATE) MM /DD /YY	(RPT DATE) MM /DD /YY	(STATUS) OF	DOCUMENT LOCATION	REPORT TITLE
AID BBASCO WAPDA					
ENGINEERING PLANNING AND DEVELOPMENT					
30.06i	8 /15 /92	3 /31 /93		-- --	X LOAD FORECAST PROCEDURES (REVISED)
30.002	8 / 1 /93	9 /10 /93		-- X	-- OUTAGE REPORTING SYSTEM USERS MANUAL
30.006	6 /10 /93	9 /25 /93		-- X	-- CADPAD DISTRIBUTION PLANNING APPLICATION MANUAL
ADMINISTRATION					
40.001	1 / 1 /92	6 / 2 /92	NA	-- --	X LAHORE ABB DIVISION REORGANIZATION PLAN VOLUME I AND II
40.001	1 / 1 /92	9 / 3 /92	NA	-- --	X LAHORE ABB DIVISION REORGANIZATION REVISED RECOMMENDATIONS
40.002	12 /15 /92	5 /17 /93	AR	-- --	X FIXED ASSETS ACCOUNTING MANUAL

35

ATTACHMENT 3

PROJECT ACTIVITY MILESTONES

PROJECT ACTIVITY MILESTONES

TASK	MILESTONE		STATUS
	EBASCO	WAPDA	
	1992		
20.01.01			
Assist WAPDA in training of WAPDA Surveyors and Line Superintendents (WAPDA Mapping Inspectors)	Jul	Jul	Complete June 93 Except for Multan and Faisalabad AEBs
30.00.01			
Finalize Data Collection Procedures Manual	Jun		Complete
Develop Sheikhpura and Gujranwala III Load Forecast	Dec	Dec	Complete
30.00.04			
Develop specifications/costs of Metering equipment	Sep		On hold
Prepare data collection Procedure report	Sep		On hold
Prepare Work Plan for procurement/ installation equipment	Oct		On hold
40.01.01			
Assist WAPDA data collection and preparation of Reports			
Faisalabad AEB	Sep	Sep	Complete
40.01.02			
Assist in implementation of Level I Reorganization Plan for Divisions of:			
Lahore AEB	Oct	Oct	Complete

TASK	MILESTONE		STATUS
	EBASCO	WAPDA	
	1992		
40.02.03			
Assist PDW in Implementation of Level I Reorganization in Divisions of:			
Lahore AEB	Oct	Oct	Complete
40.02.04			
Assist PDW in splitting the opening balances	Sep		Completed
40.03.01			
Assist PDW in implementation of CSIS in:			
Faisalabad AEB	Sep	Sep	Completed
40.03.02			
Approval Material Control Procedures Manual		Jun	Complete and transferred to WAPDA
Approval Material Disposal Procedure		Jun	Complete and transferred to WAPDA
Assist implementation in Headquarters		Dec	Complete and transferred to WAPDA
Master Stock Catalog approval		Jul	Complete and transferred to WAPDA
Design Central Reports for Transformer Tracking for Division, Sub-Divisions, AEB and Headquarters			
Approval of Authority		Oct	Complete and transferred to WAPDA

TASK	MILESTONE		STATUS
	EBASCO	WAPDA	
	1992		
40.04.01			
Revise Commercial Procedures			
New Application Procedure	Nov	Nov	Complete
Meter Reading Procedure	Aug	Aug	Complete
Billing Procedure	Jun	Jun	Complete
40.04.02			
Assist PDW in implementation of Level I Reorganization:			
Lahore AEB	Dec	Dec	Complete
40.04.03			
Assist PDW in implementing Institutional Improvement Plan in AEBs and their Circles:			
Lahore	Dec	Dec	Complete
TASK	MILESTONE		STATUS
	EBASCO	WAPDA	
	1993		
20.01.01			
Develop and implement Mapping update procedures	Jun		In progress
Train WAPDA in Map updating procedures	Dec	Dec	In progress
Assist WAPDA in designing report formats	Jun	Jun	In progress
20.02.02			
Assist, guide WAPDA W.O. preparation, provide OJT to AEB/Division staff	May		Complete

TASK	MILESTONE		STATUS
	EBASCO	WAPDA	
	1993		
30.00.01			
Train WAPDA Headquarter in Load Forecast	Jun		Complete Sep 93
30.00.02			
Design code and test Outage Reporting System (ORS) Program	Jan		Complete Jul 93
Develop ORS Users Manual	Feb		Complete Sep 93
30.00.03			
Complete Divisions Reorganization	Jul	Jul	In progress
30.00.05			
Assist training AEB Headquarters/ Divisions in CADPAW	Mar		Complete June 93
Assist training AEB Headquarters/ Divisions in CWOS	Jun		Complete June 93
30.00.06			
Develop case study - Sheikhupura	Mar	Mar	Complete
Develop procedure report based on Case Study	Jun		Complete Sep 93
40.01.02			
Assist in implementation of Level I Reorganization:			
Peshawar AEB	Dec	Dec	In progress
40.02.01			
Fixed Assets physical verification costs allocation			
Quetta AEB	Jul	Jul	In progress

40

TASK	MILESTONE		STATUS
	EBASCO	WAPDA	
	1993		
40.02.02			
Fixed Assets - Accounting Manual			
Complete and submit to approval of WAPDA	Apr	Apr	Complete
Obtain approval and implement	Jul	Jul	Approval awaited
40.02.03			
Assist in the implementation of Level I Reorganization	Dec	Dec	In progress
40.02.04			
Develop and implement Bifurcation of Accounts etc., procedure	Dec	Dec	No activity
40.04.01			
Revise Commercial Procedures			
Computer Billing	Jan	Jan	Ongoing process
	1994		
30.00.06			
Proposal on Substation sites	Mar	Mar	In progress

41

ATTACHMENT 4

**ACTIVITY TIME PHASED WORK PLAN
PROJECTIONS/ACCOMPLISHMENTS**

ATTACHMENT 5

LIST OF ABBREVIATIONS / ACRONYMS

45

LIST OF ABBREVIATIONS / ACRONYMS

ABB/AST	Asea Brown Boveri/Advanced Systems Technology
ADB	Asian Development Bank
AEB	Area Electricity Board
BVI	Black and Veatch
CADPAD	Computer Aided Planning and Design
CADPAW	Computer Aided Distribution Planning Analysis
CGS	Computer Graphics Services
CIS	Customers Information System
CM&O	Construction, Maintenance & Operations
CSIS	Computerized Stores Inventory System
DEC	Digital Elect. Corporation
DLF	Deterministic Load Forecast
DRM	Distribution Record Map
EBASCO	Ebasco Overseas Corporation
EC/LM	Energy Conservation/Load Management
ELT	Expatriate Long Term
ELR	Energy Loss Reduction
EST	Expatriate Short Term
FAR	Fixed Amount Reimbursement
FSN	Foreign Service National
GOP	Government of Pakistan
HQ	Headquarters
HT	High Tension
IIP	Institutional Improvement Program
JBL	Jaffer Brothers Ltd.
LT	Low Tension
LOE	Level of Effort
OJT	On the Job Training
PC	Personal Computer
PDW	Power Distribution Wing
PIL	Project Implementation Letter
PLT	Pakistani Long Term
PSS	Pakistani Support Staff
RDB	Relational Database
RDBMS	Relational Database Management System
RDIC	Regional Director Inventory Control
RSE	Rural System Expansion
SDO	Sub Divisional Officer
SE	Superintending Engineer
SIS	Stores and Inventory System
SLF	Simulation Load Forecast
T&G	Transmission & Grid
TOR	Terms of Reference
UTM	Universal Transfer Mercator
USAID	United States Agency for International Development
WAPDA	Water & Power Development Authority
WCC	WAPDA Computer Center
WO	Work Order
WOS	Work Order System
XEN	Executive Engineer

ATTACHMENT 6

EBASCO MONTHLY ELR REPORT FOR SEPTEMBER 1993

EBASCO


WAPDA-USAID Power Distribution Program

INTEROFFICE CORRESPONDENCE

IOM/25/93/117

October 13, 1993

To : Ghulam Farid
General Manager Operation (D), WAPDA

From : Louis A. Rodriguez 
General Manager, EBASCO

Sub : WAPDA Feeder Rehabilitation Under USAID/ADB ELR Programs
Implementation Status Summary Report as of September 30,
1993

Attached is the status summary of the USAID and ADB funded ELR programs to the end of September 1993.

The Table B-II for ADB ELR program provides information on Work Orders pending with the Area Electricity Boards. The pending Work Orders have been classified as a function of AEBs. This information will help Chairmen AEBs to determine where their efforts are to be concentrated to expedite the completion/certification of these Work Orders:

A. USAID PROGRAM

Table A-I shows the PILs issued and the corresponding Work Orders certified to September 30, 1993. The cost offset of the USAID procured ELR material and the reimbursable amounts to WAPDA based on Work Orders certified by EBASCO to September 30, 1993 are also shown in the Table. The reimbursable amount to the end of September 30, 1993, is US \$ 12,879,906. This amount includes the cost of material procured by USAID for WAPDA, US \$ 8.196 Million.

B. ADB PROGRAM

Table B-I shows the PILs issued to date and the corresponding Work Orders certified to September 30, 1993. The reimbursable amount to the end of September 30, 1993, is US \$ 2,954,831.

Table B-II shows the Work Orders that have not been completed by AEBs to the end of the report month. These Work Orders account for a reimbursable amount of US \$ 1,887,231.

C. SUMMARY

1. ELR Resources

The Summary Table shows that the equivalent of \$ 15,245,000 in Work Orders have been certified. This amount includes the cost of material, the cumulative of the actual payments made by USAID to WAPDA (GOP) and the pending payments. After calculating the amount of pending Work Orders, \$ 1,887,231, the available estimated resource for additional FILs is \$ 554,000.

The following summarizes the status:

S U M M A R Y	
	Dollars x 1000
Available ELR Resources	
FAR Funds Allocated by USAID	9.480
Material Purchased by USAID	8.186
Total Allocated ELR Resources	17,686
Total Work Orders Certified (USAID+ADB)	
Material Offset	8.186
Payment made to WAPDA*	6.705
Pending with USAID (41 WOs)	72 (1)
In Process with EBASCO (178 WOs)	272 (1)
Total WOs Certified	15,245
Work Orders Pending Completion	
Based on FILs (USAID+ADB)	
Material to be Offset	0
Value of WOs Pending	1.887
Total WOs Pending Completion	1,887 (1)
Remaining Available Resources to WAPDA	
Material Available in the Stores	0
Estimated FAR Funds to be Utilized	554
Total Estimated Available Resources to WAPDA	554

- (1) Due to the variations in the Rupee exchange rate, the dollar sum of FILs issued may be greater than the FAR allocated funds but the actual reimbursements to WAPDA will not exceed the FAR allocated funds.

As per statement from USAID as of September 21, 1993.

49

2. Work Orders Pending Execution and Certifications

Out of the total 2,490 Work Orders for which PILs have been issued by USAID, 882 Work Orders are pending completion and subsequent certification by the Supervisory Consultant (EBASCO). The following table summarizes the PIL wise status of the pending Work Orders to September 30, 1993:

PIL#	WOs Pending Completion/Certification	Date of Issuance	Date of Expiry	Reimbursable Amount US \$
100	9	Oct 29, 92	Oct 28, 93	75,406
101	18	Nov 23, 92	Nov 22, 93	85,764
103	216	Dec 15, 92	Dec 14, 93	370,236
104	124	Dec 15, 92	Dec 14, 93	218,482
105	16	Jan 11, 93	Jan 10, 94	111,554
106	155	Jan 11, 93	Jan 10, 94	286,176
107	167	Feb 11, 93	Feb 10, 94	240,435
108	30	Mar 17, 93	Mar 16, 94	280,607
109	104	May 12, 93	May 11, 94	140,643
111	58	Jul 15, 93	Jul 14, 94	77,929
Total: 882				1,887,231

It should be noted that the PILs are only valid for one year from the date of issuance of each PIL. The above table also summarizes the PIL priority that should be followed in expediting the execution of the Work Orders. As an example, PIL 100 expiration date is October 28, 1993. After that date no reimbursement will be made by USAID based on this PIL.

Expired PILs/Work Orders Detail :

PIL #	HT/LT	EXPIRED WOs	A.E.B.
88	HT	1	Peshawar
		2	Islamabad
90	HT	5	Islamabad
94	HT	3	Peshawar
		4	Gujranwala
		1	Islamabad
97	LT	2	Islamabad
		48	Peshawar
TOTAL WOs/Amount		63	US \$ = 234,301

cc: Javid Akhtar, Member Power, WAPDA
 John D Kerr S M A Bokhari
 S M Qureshi Inayat Ullah
 Ishaque Khan Chairmen AEBs
 A H Nabeem Umar H Khan

50

TABLE A-1

Execution of PILs USAID Program
Status 30-09-1993

S. N	PIL #	Issue Date	Value of Work in Rs	Value of Work in \$	PIL Amount in Rs.	Exch Rate	PIL Amount in \$	Material Set-off Rs.	Material Set-off \$	# of WOs	WO Copltd	InCoop WOs	Certified Amount in \$	Certified Amount in Rs	Balance Amount in Rs
1	2	3	4	5	6	7	8	9	10	11	12	13	14	15	16
1	42	03/06/88	6,630,279	379,524	4,641,195	17.47	265,667	0	0	13	13	0	265,667	4,641,195	0
2	47	06/08/88	16,734,072	947,033	11,713,850	17.57	662,923	0	0	13	13	0	662,923	11,713,850	0
3	49	06/30/88	3,774,082	211,197	2,641,857	17.87	147,838	0	0	5	5	0	147,838	2,641,857	0
4	73	07/25/90	37,064,916	1,723,950	25,945,441	21.50	1,207,000	0	0	6	6	0	1,207,000	25,945,441	0
5	36†	08/23/87	17,672,387	1,014,488	2,673,739	17.42	153,487	9,696,932	556,655	10	10	0	153,487	2,673,739	0
6	37	10/25/87	100,988	5,777	15,165	17.48	868	55,527	3,177	1	1	0	868	15,165	0
7	39†	01/12/88	49,683,554	2,858,662	7,196,002	17.38	414,040	27,582,639	1,587,033	43	43	0	414,040	7,196,002	0
8	41	03/06/88	5,315,653	304,971	788,024	17.43	45,211	2,932,934	168,269	52	52	0	45,211	788,021	0
9	43	03/14/88	1,158,875	66,335	167,390	17.47	9,582	643,822	36,853	19	19	0	9,582	167,393	0
10	44	03/30/88	8,942,427	511,873	1,574,798	17.47	90,143	4,684,901	268,168	16	16	0	90,143	1,574,797	0
11	46†	05/10/88	18,938,876	1,080,986	2,476,616	17.52	141,359	10,780,597	615,331	73	73	0	141,359	2,476,598	0
12	50	06/30/88	1,751,946	98,868	253,054	17.72	14,281	973,308	54,927	16	16	0	14,281	253,057	0
13	53	11/02/88	1,905,799	767,428	1,703,435	18.12	94,000	8,030,624	443,191	18	18	0	94,000	1,703,438	0
14	54	12/04/88	2,316,824	126,120	334,650	18.37	18,217	1,287,127	70,067	28	28	0	18,217	334,656	0
15	64	08/30/89	12,526,758	599,366	1,716,714	20.90	82,139	1,716,714	82,139	10	10	0	82,139	1,716,715	0
16	68†	12/04/89	36,090,109	1,718,577	4,360,027	21.00	207,620	20,903,050	995,383	34	34	0	207,620	4,360,031	0
17	72†	07/24/90	5,704,912	271,662	1,063,162	21.00	50,627	2,930,279	139,537	14	14	0	50,627	1,063,158	0
18	80†	12/11/90	914,243	43,535	132,857	21.00	6,327	507,115	24,148	4	4	0	6,327	132,856	0
19	81†	02/19/91	4,668,286	212,195	814,094	22.00	37,005	2,453,707	111,532	12	12	0	37,005	814,094	0
20	82	06/26/91	5,793,604	246,536	1,102,408	23.50	47,000	2,953,116	125,665	15	15	0	47,000	1,102,408	0
21	88	01/22/92	124,967,485	5,100,714	22,316,815	24.50	910,000	65,890,425	2,656,752	104	101	3	853,615	20,906,579	0
22	93	05/25/92	10,637,628	425,505	1,656,203	25.00	66,248	5,790,137	231,605	8	8	0	66,248	1,656,203	0
23	98	08/17/92	10,428,047	417,122	1,728,397	25.00	69,000	5,571,236	222,849	10	10	0	69,135	1,728,375	0
TOTAL =			395,721,750	19,132,426	97,015,893		4,740,582	174,584,190	8,393,283	524	521	3	4,684,332	95,605,628	0

Explanatory Notes

=====

- The exchange rate shown in column 7 is the exchange rate prevailing on the PIL issuance date.
- The dollar PIL amount shown in column 8 is the original or revised earmarked/committed amount, and is rounded-off, therefore, not an exact conversion.
- † Shows those PILs that have been amended. These PILs now include the revised number of Work Orders and the revised earmarked/committed amounts.

TABLE R-1

Execution of PILs ADR Program
Status 30-09-1993

S.N	PIL #	Issue Date	Value of Work in Rs	Value of Work in \$	PIL Amount in Rs.	Exch Rate	PIL Amount in \$	# of WOs	WOs Cmpltd	InComp WOs	Certified Amount in \$	Certified Amount in Rs	Balance Amount in Rs
1	2	3	4	5	6	7	8	9	10	11	12	13	14
1	85	07/21/91	26,715,618	1,105,779	4,589,585	24.16	190,000	50	50	0	189,966	4,589,579	0
2	90	02/25/92	22,086,825	907,429	3,497,425	24.34	144,000	65	60	5	136,701	3,327,302	170,123
3	94	06/10/92	123,363,984	4,938,510	21,912,789	24.98	877,000	162	154	8	830,988	20,758,080	1,154,709
4	97	08/16/92	10,496,970	419,879	3,867,681	25.00	155,000	71	21	50	30,895	772,375	3,095,306
5	100	10/29/92	73,333,362	2,933,334	12,778,371	25.00	511,500	137	123	14	380,506	9,512,650	3,265,721
6	101	11/23/92	64,744,946	2,589,798	11,177,777	25.00	447,500	100	82	18	321,932	8,048,300	3,129,477
7	103	12/15/92	40,209,568	1,576,846	15,531,587	25.50	621,500	375	159	216	238,848	6,090,624	9,440,963
8	104	12/15/92	20,421,048	800,825	7,534,216	25.50	301,500	183	59	124	76,979	1,962,965	5,571,252
9	105	01/12/93	53,241,244	2,087,892	9,369,140	25.50	367,417	76	60	16	251,663	6,417,407	2,951,734
10	106	01/12/93	26,799,439	1,050,958	9,934,881	25.50	389,603	212	57	155	103,423	2,637,287	7,297,595
11	107	02/11/93	24,823,366	973,465	8,479,143	25.50	332,515	249	82	167	92,084	2,348,142	6,131,001
12	108	03/17/93	81,802,506	3,146,250	14,244,093	26.00	547,850	82	52	30	247,386	6,432,036	7,812,057
13	109	05/12/93	13,275,743	500,971	4,774,879	26.50	180,184	139	35	104	39,542	1,008,321	3,766,558
14	111	07/15/93	6,504,350	240,702	2,479,855	27.00	91,846	65	7	58	13,918	354,909	2,124,946
TOTAL =			587,818,969	23,272,839	130,171,422		5,157,416	1,966	1,001	965	2,954,831	74,259,976	55,911,440

Explanatory Notes

1. The exchange rate shown in column 7 is the exchange rate prevailing on the PIL issuance date.
2. The dollar PIL amount shown in column 8 is the original or revised earmarked/committed amount, and is rounded-off, therefore, not an exact conversion.

TABLE B-II**Pending Work Orders Under ADB Program
Status 30-09-1993
Summary**

SR. NO.	A.E.B.	HT	REIMBURSABLE COST (\$)	LT	REIMURSABLE COST (\$)	TOTAL HT/LT	TOTAL COST (\$)
1	FAISALABAD	5	35,600	195	244,244	200	279,844
2	GUJRANWALA	16	114,270	53	87,809	69	202,079
3	HYDERABAD	0	0	101	169,696	101	169,696
4	ISALAMABAD	9	114,638	108	165,272	117	279,910
5	LAHORE	0	0	56	78,779	56	78,779
6	MULTAN	9	89,919	87	154,415	96	244,334
7	PESHAWAR	9	73,640	156	336,547	165	410,187
8	QUETTA	10	125,263	68	97,139	78	222,402
	TOTALS =	58	553,330	824	1,333,901	882	1,887,231

**WORK ORDERS PENDING
WITH
AREA ELECTRICITY BOARD
FAISALABAD**

TABLE B-II

Pending Work Orders Under ADB
Status 30-09-1993

SR. NO.	A.E.B.	FEEDER / LOCATION	W.O.NO.	PIL#	TOTAL EST'ED COST (RS)	REIM'ABLE COST (\$)
----- HT WORK ORDERS -----						
1	FAISALABAD	JANDAN WALA	91033056	100	351.585	2.744
2	FAISALABAD	BEHAL	91033015	100	203.167	1.484
3	FAISALABAD	MAQBOOL ROAD	90033032	100	817.193	6.067
4	FAISALABAD	DAUD KHEL	91033003	100	780.974	5.206
5	FAISALABAD	ESSA KHEL	91033002	100	2.667.068	20.100
T O T A L =					4.819.997	35.600

TABLE B-II

Pending Work Orders Under ADB
Status 30-09-1993

SR. NO.	A.E.B.	FEEDER / LOCATION	W.O.NO.	PIL#	TOTAL EST'ED COST (RS)	REIM'ABLE COST (\$)

LT WORK ORDERS						

1	FAISALABAD	CHAK NO.477/G.B.	91030391	111	57.235	432
2	FAISALABAD	GIL WALA RAILWAY GATE	91030435	111	62.146	432
3	FAISALABAD	EID GHAA FBD	91030444	111	240.394	2.959
4	FAISALABAD	STREET NO.2	91030438	111	69.729	625
5	FAISALABAD	STREET NO.5	91030436	111	49.264	370
6	FAISALABAD	JHANG BAZAR NR GOLE	91030422	111	84.368	1,553
7	FAISALABAD	GOVT.COLLEGE FOR WOMEN	91030399	111	110.977	1,778
8	FAISALABAD	NOOR PARK T.T. SINGH	91030396	111	258.128	2,402
9	FAISALABAD	KANJAWANI	91030395	111	57.707	475
10	FAISALABAD	TARIQ ABAD STREET NO.9	91030376	111	57.826	417
11	FAISALABAD	ST.NO.1-6 MOH.KOT FARID	91030375	111	171.462	2,098
12	FAISALABAD	OLD POST OFF.RD SILANWALI	91030369	111	270.805	3,166
13	FAISALABAD	CHAK NO.279/R.B.	91030777	109	61.128	1,450
14	FAISALABAD	GRAVE YARD FAIZABAD	91030714	109	310.900	4,356
15	FAISALABAD	CHUHR MAJRA	91030713	109	193.928	2,287
16	FAISALABAD	BUDHOO WALA	92030802	109	17.581	102
17	FAISALABAD	CHAK NO.188/R.B.	92030812	109	157.352	2,046
18	FAISALABAD	MUNSHI MOH. KOTWALI RD	92031069	109	27.920	218
19	FAISALABAD	JHANG BAZAR	92030887	109	24.510	143
20	FAISALABAD	SHADMAN RD MOH.M/ABAD	92030881	109	120.745	1,745
21	FAISALABAD	SHADMAN RD M/OIL MILL	92030846	109	64.291	1,321
22	FAISALABAD	CHAK NO.66/G.B.	92030920	109	71.504	1,186
23	FAISALABAD	MUSLIM BAZAR	92030863	109	172.983	2,088
24	FAISALABAD	CANAL RD.	91030231	109	78.333	1,632
25	FAISALABAD	SATTELITE TOWN D-BLOCK	91030403	109	69.791	469
26	FAISALABAD	ADDA M/WALA	91030232	109	68.433	553
27	FAISALABAD	TAJ COLONY ST. NO.4	91030213	109	149.849	2,021
28	FAISALABAD	CHAK NO.333/G.B.	91030258	109	105.150	823
29	FAISALABAD	CHAK NO.254/J.B.	91030222	109	104.031	777
30	FAISALABAD	CHAK NO.277/J.B.	91030236	109	160.694	2,611
31	FAISALABAD	CISTIAN CHOWK	91030265	109	154.090	2,037
32	FAISALABAD	MOH JAMIL ROAD	91030270	109	33.372	264
33	FAISALABAD	MAIN BAZAR NASIR ROAD	91030274	109	64.880	1,492
34	FAISALABAD	CHAK NO.345/53 GOJRA	91030247	109	83.813	1,323
35	FAISALABAD	BALAL CHOWK	91030260	109	26.029	187
36	FAISALABAD	MOH. INSAR CLY	91030263	109	54.802	407
37	FAISALABAD	CHAK NO.661/2 G.B.	91030259	109	98.485	824
38	FAISALABAD	W-BLOCK STREET NO.12	91030244	109	173.354	2,285
39	FAISALABAD	T.WELL GROUP NO.2	91030226	109	30.551	182
40	FAISALABAD	CHAK NO.122/J.B.	91030242	109	94.321	1,665
41	FAISALABAD	MOH. BALWANT PURA	91030235	109	84.275	1,331
42	FAISALABAD	CHAK ABBU WALA	91030448	109	224.860	2,527
43	FAISALABAD	CHAK NO.353/J.B.	91030249	109	154.289	2,077
44	FAISALABAD	CHINIOT RD NR S/OFF.	91030581	109	77.826	1,436
45	FAISALABAD	MOUZA SATIANA	91030578	109	106.364	857
46	FAISALABAD	B-BLOCK P/CLY	91030507	109	74.728	1,181
47	FAISALABAD	MUSLIM TOWN NO.1	92030523	109	105.912	1,621
48	FAISALABAD	PANSARA ROAD	91030458	109	161.794	2,143

TABLE B-II

Pending Work Orders Under ADB
Status 30-09-1993

SR. NO.	A.E.B.	FEEDER / LOCATION	W.O.NO.	FIL#	TOTAL EST'ED COST (RS)	REIM'ABLE COST (\$)
LT WORK ORDERS						
49	FAISALABAD	CHAK NO.8/J.B.	91030630	109	13.835	117
50	FAISALABAD	MOHALLAH MEHADI GOJRA	91030281	109	102.855	1.672
51	FAISALABAD	ST.NO.5 MAHMOOD ABAD	91030284	109	91.818	1.551
52	FAISALABAD	CHAK NO.423/J.B.	91030288	109	272.275	2.960
53	FAISALABAD	NEAR MAKKI MOSQUE	91030296	109	39.628	275
54	FAISALABAD	SHADAB CLY	91030300	109	29.049	213
55	FAISALABAD	JHANG BAZAR REGAL CHOWK	91030303	109	137.789	2.589
56	FAISALABAD	NR BOYS P/S CH.739/GB	91030310	109	21.680	181
57	FAISALABAD	NR ANWAR MASJID A-BLOCK	91030312	109	78.780	1.339
58	FAISALABAD	CHAK NO.66/J.B.	90030096	109	63.042	1.233
59	FAISALABAD	MAIN BAZAR TAJ CLY	91030214	109	193.067	2.358
60	FAISALABAD	CHABHIAN WALA CHOWK	91030149	109	157.590	2.019
61	FAISALABAD	MUSLIM TOWN	91030706	109	38.701	244
62	FAISALABAD	AL-FATEH FEEDS SKP RD	90030001	109	7.364	40
63	FAISALABAD	MADINA ABAD	91030172	109	62.213	407
64	FAISALABAD	NR NAUSHAI C/BASTI ARIAN	91030196	109	150.621	1.814
65	FAISALABAD	PUBLIC SILK FACTORY	90030012	109	99.420	1.695
66	FAISALABAD	GOLE KARIANA SKP RD	90030002	109	5.747	52
67	FAISALABAD	MASJID CHUHAR MAJRA	91030182	109	74.375	1.317
68	FAISALABAD	YOUSAF SHAH RD JHANG	90030108	109	53.343	405
69	FAISALABAD	GALI MC BANK	91030128	109	88.624	610
70	FAISALABAD	IQBAL CLY 3.5 M/SCHEME	91030124	109	64.880	1.492
71	FAISALABAD	NR TEHSIL JHANG SADDAR	90030107	109	123.556	1.971
72	FAISALABAD	MOH SAMAN ABAD JHANG	90030110	109	111.270	1.716
73	FAISALABAD	SYED WALA TOWN J/WALA	91030514	109	187.140	1.423
74	FAISALABAD	MOH GAZIA ABAD	91030330	109	39.381	322
75	FAISALABAD	HAKHEEM JALANI BLCK NO.8	90030119	109	218.000	2.744
76	FAISALABAD	LINE S.NO.8 KHALID ABAD	90030104	109	22.457	161
77	FAISALABAD	CHANIB SIZING ST NO.16	90030105	109	37.362	308
78	FAISALABAD	SADDAR CHOWK 66/J.B.	90030097	109	58.882	518
79	FAISALABAD	MASJID HAJI GULAB BHERA	90030085	109	67.092	533
80	FAISALABAD	ST NO.2 KHALID ABAD	90030065	109	11.054	64
81	FAISALABAD	NR O/O ASAD-UR-REHMAN	90030056	109	64.880	1.492
82	FAISALABAD	ATB UNIQUE P/SCHOOL	90030082	109	70.572	573
83	FAISALABAD	MOH. MUSHKI SHAH	90030061	109	100.434	841
84	FAISALABAD	CHAK 279/RB GM ABAD	91030364	107	137.718	1.974
85	FAISALABAD	MOH.KACHA B/CHAMAN BZR	91030450	107	170.275	2.423
86	FAISALABAD	MOZA AHMAD NAGAR	91030344	107	349.830	3.706
87	FAISALABAD	FAIZ ABAD	91030616	107	251.052	5.013
88	FAISALABAD	CHAK NO.208/R.B.	91030476	107	61.033	1.162
89	FAISALABAD	VILL HUSSAIN KHAN WALA	91030368	107	61.487	523
90	FAISALABAD	MOH. SADDAL BHAKKAR	91030497	107	102.132	857
91	FAISALABAD	SHAHID SHAHEED RD S/KOT	91030380	107	116.329	1.814
92	FAISALABAD	MAJADADI MASJID FAIZABAD	91030211	107	20.760	156
93	FAISALABAD	TA PATHA MANDI	91030561	107	85.057	674
94	FAISALABAD	TANDLIANWALA RD	91030183	107	106.042	1.839
95	FAISALABAD	DELUX HOSIERY JHANG RD	91030359	107	22.246	136
96	FAISALABAD	B-BLOCK NR 612-B	91030264	107	30.935	235

TABLE B-II

Pending Work Orders Under ADB
Status 30-09-1993

SR. NO.	A.F.B.	FEEDER / LOCATION	W.O.NO.	PIL#	TOTAL EST'ED COST (RS)	REIM'ABLE COST (\$)

LT WORK ORDERS						
97	FAISALABAD	B-BLOCK P/CLY	91030157	107	199,117	2,370
98	FAISALABAD	HAJKA SHRIF	91030539	107	89,045	681
99	FAISALABAD	REHMANIA TRADING J/RD	91030360	107	27,658	172
100	FAISALABAD	MOH: DAUD NAGAR	91030641	107	31,277	208
101	FAISALABAD	MOH.GHREEBABAD	91030352	107	50,750	379
102	FAISALABAD	MOHMADPURA MORE 240 JRW	91030353	107	51,892	429
103	FAISALABAD	ABADI BULLA ZAREEN	91030496	107	219,348	3,302
104	FAISALABAD	LILLIANI TOWN	91030508	107	30,997	190
105	FAISALABAD	SAYED WALA TOWN	91030334	107	496,481	5,093
106	FAISALABAD	MAIN RD. JAWALA NAGAR	91030166	107	158,623	2,362
107	FAISALABAD	MOUZA K/S/SINGH JHANG	91030379	107	36,248	245
108	FAISALABAD	S.NO.12 MANSOORABAD	91030363	107	27,860	234
109	FAISALABAD	GOLE MOSQUE FAIZABAD	91030210	107	67,345	403
110	FAISALABAD	ALLAH KHEL	9103367	107	46,615	950
111	FAISALABAD	SALIME PARK	91030398	107	141,234	2,012
112	FAISALABAD	MOH. MOHAMDA ABAD	91030350	107	117,140	1,054
113	FAISALABAD	MUTIAR HOTLE AYUB CLY	91030280	107	34,832	234
114	FAISALABAD	KOTWALI RD	91030418	107	46,809	276
115	FAISALABAD	MADINA PARK	91030147	107	55,293	357
116	FAISALABAD	GULZAR CHOWK	91030171	107	89,642	1,722
117	FAISALABAD	CHAK BAKHOWALA	91030455	107	61,987	1,148
118	FAISALABAD	MUNER KHAN PEPSI	91030140	107	20,531	136
119	FAISALABAD	SHABNIM CINEMA	91030351	107	8,450	52
120	FAISALABAD	BACK SIDE FARS	91030240	107	21,635	152
121	FAISALABAD	MUSTAQ INDUSTRY 2	91030326	107	8,084	69
122	FAISALABAD	TAJ CLY	91030215	107	40,007	321
123	FAISALABAD	ALHAJ MASJID	91030174	107	73,019	463
124	FAISALABAD	CHAK NO.200/G.B.	91030142	107	45,408	991
125	FAISALABAD	PENSARA RD KACHA GOJRA	91030289	107	171,755	2,292
126	FAISALABAD	MOTTI MOSQUE JHANG BZR	91030216	107	21,124	166
127	FAISALABAD	MUSLIM BZR B/NO.12-18	91030200	107	50,634	1,268
128	FAISALABAD	MONTOGOMERY BAZAR	91030306	107	88,827	1,995
129	FAISALABAD	WARD NO. 8 & 9	91030409	107	54,070	463
130	FAISALABAD	RAJA CHOWK	91030175	107	44,982	270
131	FAISALABAD	JATTAN WALA CHOWK S/BZR	91030324	107	245,607	2,649
132	FAISALABAD	CHAK NO.240	91030254	107	59,896	1,141
133	FAISALABAD	TUBEWELL NO.60 & 48	91030179	107	19,628	120
134	FAISALABAD	ALAF SANI CHOWK	91030429	107	132,539	1,985
135	FAISALABAD	TALI WALI	91030112	107	70,689	435
136	FAISALABAD	MOH. S'N BHABRAN CITY	91030471	107	41,287	355
137	FAISALABAD	MAIN RD AMIN ABAD	91030167	107	79,423	1,441
138	FAISALABAD	INSAR PURA	91030397	107	13,963	143
139	FAISALABAD	CHAK 203/GB SAMMUNDARI	91030389	107	101,325	1,536
140	FAISALABAD	MOH KHANI WALA	91030642	107	53,466	480
141	FAISALABAD	RAJA CHOWK P-CLY NO.2	91030370	107	14,994	111
142	FAISALABAD	MOHAMMADI CLY	91030558	107	215,104	1,852
143	FAISALABAD	SAYEED PARK	91030484	107	107,723	1,526
144	FAISALABAD	A/BLOCK WATER TANKY	91030664	107	182,982	2,571

TABLE B-II

Pending Work Orders Under ADB
Status 30-09-1993

SR. NO.	A.E.B.	FEEDER / LOCATION	W.O.NO.	FIL#	TOTAL EST'ED COST (RS)	REIM'ABLE COST (\$)
----- LT WORK ORDERS -----						
145	FAISALABAD	NR MPA HOUSE	91030291	107	688.712	6.929
146	FAISALABAD	AFGHAN ABAD	91030625	107	103.153	799
147	FAISALABAD	MANZOOR HAYAT CLY	91030572	107	71.101	558
148	FAISALABAD	ZABRIA MOSQUE	91030165	107	20.527	123
149	FAISALABAD	STREET NO.7	91030208	107	27.111	162
150	FAISALABAD	TAJ CLY	91030437	107	92.366	1.405
151	FAISALABAD	ZAIN PUR	91030405	107	149.671	1.909
152	FAISALABAD	CHAK NO.275 JB	91030784	107	142.213	1.712
153	FAISALABAD	AKBAR MASJID	91030317	107	111.216	1.833
154	FAISALABAD	CHAK NO.190/R.B.	91030377	107	202.407	2.234
155	FAISALABAD	CHANDNI CHOWK SAMANABAD	91030301	106	34.701	244
156	FAISALABAD	GHARIBABAD PIPLAN MIANWALI	91030354	106	388.622	4.251
157	FAISALABAD	NR TOFAN SOAP FACTORY	90030098	106	16.557	140
158	FAISALABAD	CHAK 52/GB GOJRA	91030250	106	401.191	4.332
159	FAISALABAD	SARMETST KHEL MIANWALI	90030102	106	98.760	747
160	FAISALABAD	SCARP T/W GROUP 7 J'WALA	91030253	106	64.107	543
161	FAISALABAD	CHAK 467/GB SAMMUNDARI	91030314	106	41.711	987
162	FAISALABAD	CHOWK SOOTAR MANDI M/BAZAR	91030228	106	88.253	1.974
163	FAISALABAD	52-JB MULLANPUR FBD	91030482	106	138.924	2.912
164	FAISALABAD	FUNG JHARAN NASHAIB D'KHAN	91030295	106	84.743	1.548
165	FAISALABAD	N/ROAD MGATE J/CLY	91030378	106	102.106	2.333
166	FAISALABAD	MOH:NASIRABAD MAIN BAZAR	91030238	106	45.831	1.032
167	FAISALABAD	CHAK NO. 133/S.B.	91030319	106	67.724	1.566
168	FAISALABAD	HAMID CHOWK D-BLOCK	91030729	106	13.479	114
169	FAISALABAD	ST NO.5-9 AFGHANABAD	91030426	106	76.119	1.437
170	FAISALABAD	MUSLIM BAZAR B/19-2 SRG	91030134	106	85.402	1.732
171	FAISALABAD	CHAK 67/JB NAZIMABAD	91030357	106	29.919	176
172	FAISALABAD	DARUL FAZAL	90030062	106	224.300	2.754
173	FAISALABAD	NR PAKISTAN TYRE CO.FBD	91030356	106	7.878	48
174	FAISALABAD	SHADAB COLONY FBD	91030332	106	9.200	55
175	FAISALABAD	ALI PARK PEOPLES COL	91030414	106	21.017	174
176	FAISALABAD	NR GRAVEYARD RD MADANPURA	91030144	106	86.884	1.557
177	FAISALABAD	NOOR COL SILLAN WALI SRG	91030318	106	55.323	1.144
178	FAISALABAD	AWAN PETRO PUMP	91030266	106	95.683	1.757
179	FAISALABAD	CHANDANI CHOWK	91030145	106	27.305	163
180	FAISALABAD	KAMAL CLY	90030071	106	96.169	816
181	FAISALABAD	CHAK 58/JB G M ABAD	91030509	106	145.687	1.934
182	FAISALABAD	HIGHWAY BRIDGE ISLAMPURA	91030442	106	65.031	1.551
183	FAISALABAD	MOH: NAWAN KOT SARGODHA	90030118	106	125.904	1.724
184	FAISALABAD	ST. NO.7 PARTAB NAGAR	90030111	106	223.806	1.866
185	FAISALABAD	DIGRAN WALA RD P/CLY	9003078	103	20.428	145
186	FAISALABAD	FAROOQIA MOSQUE D-T CLY	91030275	103	32.916	221
187	FAISALABAD	CHOWK FACTORY A.SARGODHA	90030080	103	54.884	564
188	FAISALABAD	MOH BIDGAH S'LI BHAKKAR	9103192	103	130.593	1.990
189	FAISALABAD	KHIZERABAD K'N MIANWALI	9103361	103	87.770	1.357
190	FAISALABAD	BASTI ESAIAN K.F S/GODHA	90030117	103	182.539	2.539
191	FAISALABAD	CHAK NO. 248 RB	9103470	103	107.593	1.727
192	FAISALABAD	NEW ABADI NORTH QKB	91030460	103	99.509	1.658

TABLE B-II

Pending Work Orders Under ADB
Status 30-09-1993

SR. NO.	A.E.B.	FEEDER / LOCATION	W.O.NO.	FIL#	TOTAL EST'ED COST (RS)	REIM'ABLE COST (\$)

LT WORK ORDERS						
193	FAISALABAD	AT CHAK NO. 240 GB	9103373	103	10.478	103
194	FAISALABAD	BLOCK 2 SARGODHA	9103130	103	79.089	1,657
195	FAISALABAD	VILLAGE DHERMA	9003120	103	13.060	75
T O T A L =					19,183,639	244,244

**WORK ORDERS PENDING
WITH
AREA ELECTRICITY BOARD
GUJRANWALA**

TABLE B-II

Pending Work Orders Under ADB
Status 30-09-1993

SR. NO.	A.E.B.	FEEDER / LOCATION	W.O.NO.	PIL#	TOTAL EST'ED COST (RS)	REIM'ABLE COST (\$)
HT WORK ORDERS						
1	GUJRANWALA	FAROOQ GANJ- GRW	92020042	108	434.128	2.762
2	GUJRANWALA	MES SKT CANTT	93020028	108	647.498	4.499
3	GUJRANWALA	KOTLI LOHARAN EAST	92020048	108	920.405	6.734
4	GUJRANWALA	SCARP-2/66KV SHARQPUR	92020038	108	616.724	3.978
5	GUJRANWALA	SIE-1.2 & FATEH GARH	92020052	105	149.211	1.076
6	GUJRANWALA	MOHAMMAD PURA	93020021	105	958.672	6.243
7	GUJRANWALA	BAGHBAN PURA	92020041	105	867.970	5.587
8	GUJRANWALA	PUNJAB FDR SKP	92020053	105	859.244	6.045
9	GUJRANWALA	SCARP-4 SHARAQPUR	92020054	105	1,209.522	8.036
10	GUJRANWALA	GLOTTIAN	92020039	105	1,426.334	9.664
11	GUJRANWALA	MOR KHUNDA MANGTAWALA	92020057	105	2,428.164	17.639
12	GUJRANWALA	MURIDKAY	92020055	105	751.359	5.046
13	GUJRANWALA	KOT NAINA	93020022	105	1,972.724	13.930
14	GUJRANWALA	SIE-2/132 KV GRW	92020050	105	684.139	4.255
15	GUJRANWALA	SIE-2/132-KV COLLEGE RD	93020008	105	1,577.078	10.442
16	GUJRANWALA	SKP ROAD	92020056	105	1,168.492	8.333
T O T A L =					16,671,664	114.270

TABLE B-II

Pending Work Orders Under ADB
Status 30-09-1993

SR. NO.	A.E.B.	FEEDER / LOCATION	W.O.NO.	PIL#	TOTAL EST'ED COST (RS)	REIM'ABLE COST (\$)

LT WORK ORDERS						

1	GUJRWALA	DHODIAN WALI SKT	91020844	111	129,344	1,744
2	GUJRWALA	VILLAGE PAMBOWALI	91020616	111	56,421	414
3	GUJRWALA	MOH. SHARIF PURA	91020617	111	87,283	1,874
4	GUJRWALA	SHERANWALA BAGH	91020172	111	70,920	1,500
5	GUJRWALA	BAZAR AREA CANTT	91020586	111	140,008	1,978
6	GUJRWALA	ICE FACTORY SKP RD	91020412	111	20,684	146
7	GUJRWALA	MOH.CHARAGH GALI I.S.WALI	90020580	111	170,915	2,132
8	GUJRWALA	VILL.CHAK NO-90 RB CHITTI	90020150	111	207,064	2,396
9	GUJRWALA	NR DISPOSAL CAPITAL RD	90020249	111	50,986	1,053
10	GUJRWALA	SIDDIQUE SADIQ CLY SKP	90020273	109	24,020	198
11	GUJRWALA	MOH. EID GHAN WARBURTON	90020354	109	406,424	4,260
12	GUJRWALA	BHAGHTERA	90020244	109	110,057	900
13	GUJRWALA	OPP.ALLAMA IQBAL HOSPITAL	90020024	109	171,526	2,078
14	GUJRWALA	VILLAGE LADHAY WALA	90020406	109	59,901	1,316
15	GUJRWALA	TIBBAH HAIDER PARK	90020102	109	73,732	1,430
16	GUJRWALA	GARDEN TOWN SKP	90020290	109	23,058	159
17	GUJRWALA	CHANDALI RD KAMOKE	92021478	109	65,151	1,495
18	GUJRWALA	BAKAR MANDI SKP RD	91020445	109	98,780	1,985
19	GUJRWALA	VILL HAFAT MUDDER	90020266	109	134,286	2,009
20	GUJRWALA	VILL MALIK WARBURTON	90020234	109	115,940	1,440
21	GUJRWALA	RAKH KIKRAN	9002144	109	223,894	2,453
22	GUJRWALA	VILL RANJHAI	90020131	109	123,873	2,260
23	GUJRWALA	VILL JODIWALI KALAN	92020799	109	73,078	1,424
24	GUJRWALA	VILL HARAR SKT	90020020	109	100,427	1,634
25	GUJRWALA	KACHA SHAHAB RD NR DARBAR	90020269	109	266,773	3,035
26	GUJRWALA	VILL CHOBRA PASRUR	91020471	109	81,256	1,513
27	GUJRWALA	CHEEMA RICE MILLS DASKA	90020303	109	116,405	1,617
28	GUJRWALA	BAZAR LOHARAN SIALKOT	90020218	109	99,692	1,557
29	GUJRWALA	VILL. KUAKA PADA	90020164	109	79,851	1,305
30	GUJRWALA	CIRCULAR RD DASKA	90020198	109	72,051	1,383
31	GUJRWALA	MOH. BAN WALA DASKA	91020214	109	61,776	1,321
32	GUJRWALA	MOH. KASHMIRIAN Q.S.SINGH	91020626	109	14,574	95
33	GUJRWALA	VILL. BEER	91020630	109	169,803	2,196
34	GUJRWALA	DAOKI KHURD	91020631	109	81,395	1,305
35	GUJRWALA	NR FRINGAZ INDUSTRIES	91020459	109	106,342	2,053
36	GUJRWALA	GALI KHOIWALI Q/ABAD	91020573	109	324,979	3,600
37	GUJRWALA	MOHLLAH SHARIF PURA	90020070	104	149,356	2,129
38	GUJRWALA	JILLANI H.NAROWAL	91020542	104	140,859	3,442
39	GUJRWALA	NR CHACHA METAL WORKS	90020118	104	92,235	2,006
40	GUJRWALA	DERA BARKAT VILL.RAJA	90020004	104	21,632	148
41	GUJRWALA	KACHA SHAB ROAD SKT	90020111	104	177,423	2,253
42	GUJRWALA	HASSANPURA M/TOWN SKT	90020088	104	185,339	2,295
43	GUJRWALA	DERA MEHBAN F'ABAD	90020064	104	5,614	37
44	GUJRWALA	PAKI KOTLI MOH.SOUTH	91020683	104	98,408	1,425
45	GUJRWALA	VILLAGE BADDO RATTA	90020226	104	112,835	1,782
46	GUJRWALA	VILLAGE GOJRA	91020515	104	255,093	3,010
47	GUJRWALA	JABBOKI KALAN GRW	91020684	104	83,797	618
48	GUJRWALA	VILLAGE GHUMAN WALA	90020077	104	50,236	1,129

TABLE B-II

Pending Work Orders Under ADB
Status 30-09-1993

SR. NO.	A.E.B.	FEEDER / LOCATION	W.O.NO.	PIL#	TOTAL EST'ED COST (RS)	REIM'ABLE COST (\$)

LT WORK ORDERS						
49	GUJRANWALA	CHAK NO. 42 S' HILL	90020259	104	58.427	1,333
50	GUJRANWALA	RAHIM PUR KACHIAN	90020104	104	78.155	1,495
51	GUJRANWALA	MUH.REHMATPURA KAMOKE	90020225	104	58.256	1,350
52	GUJRANWALA	ABAS NAGAR MORE E'ABAD	91020433	104	112.840	1,568
53	GUJRANWALA	MOHAMMAD PURA(K/B)	90020026	104	171.773	2,534
T O T A L =					6,064,944	87,809

**WORK ORDERS PENDING
WITH
AREA ELECTRICITY BOARD
HYDERABAD**

TABLE B-II

Pending Work Orders Under ADB
Status 30-09-1993

SR. NO.	A.E.B.	FEEDER / LOCATION	W.O.NO.	PIL#	TOTAL EST'ED COST (RS)	REIM'ABLE COST (\$)
----- LT WORK ORDERS -----						
1	HYDERABAD	MAHAR & ARIAN MOH.	9207580	107	90.908	1.610
2	HYDERABAD	SABZI MANDI PIRYALO	91070256	107	102.757	1.502
3	HYDERABAD	MUHAMMAD MUNAWARABAD	9107558	107	54.879	1.296
4	HYDERABAD	N.BANK TANDO ADAM	9107436	107	92.724	1.550
5	HYDERABAD	AGHA T/SCHOOL SUKKUR	90070215	107	131.434	2.380
6	HYDERABAD	VILLAGE MEENA KAMBER	9107497	107	125.913	1.934
7	HYDERABAD	B/DISTRICT COUNCIL	9107542	107	188.530	2.394
8	HYDERABAD	VILL BER SHARIF KAMBER	9207591	107	49.981	1.050
9	HYDERABAD	MISSION RD SUKKUR	91070243	107	73.511	1.248
10	HYDERABAD	DOCK TALA MOH.	9107503	107	117.895	1.942
11	HYDERABAD	NUMAISH ROAD OLD SUKKUR	9107245	107	85.725	1.690
12	HYDERABAD	NATIONAL BANK SUKKUR	90070217	107	72.581	1.510
13	HYDERABAD	VILL KHAN MUHAMMAD	9107289	107	103.054	871
14	HYDERABAD	N-MUHALLAH PIRYALO	91070255	107	115.563	1.517
15	HYDERABAD	VILL TANDO SOOMRO	91070344	107	135.149	2.149
16	HYDERABAD	QURESHI RD SUKKUR	91070246	107	70.815	1,186
17	HYDERABAD	IMAMIA CLY SOCIETY	9107540	107	137.843	2,077
18	HYDERABAD	TAKKAR MUHALLAH SUKKUR	9107271	107	76.475	1,636
19	HYDERABAD	SABZI MANDI KHAIRPUR	91070252	107	99.777	1,844
20	HYDERABAD	L/S OF SHAIKH ZAID CLY	9107501	107	250.433	3,997
21	HYDERABAD	VILL. FAZAL TALFUR	9107525	107	132.692	1,663
22	HYDERABAD	HIGH SCHOOL HINGORA	91070257	107	201.053	2,576
23	HYDERABAD	NEAR MICRO WAVE	91070248	107	76.548	1,126
24	HYDERABAD	D/COUNCIL RD SANGHAR	9207559	107	91.781	1,616
25	HYDERABAD	KUMBAR PARA SUKKUR	91070240	107	53.034	1,070
26	HYDERABAD	COM. UNIT-6 LATIFABAD	91070269	107	126.236	2,111
27	HYDERABAD	HOUSING SOCIETY	9107506	107	128.334	2,022
28	HYDERABAD	AFGHAN HOTEL SUKKUR-2	91070241	107	64.651	1,553
29	HYDERABAD	RACE COURSE RD SUKKUR	91070258	107	26.160	248
30	HYDERABAD	VILL BHAWAL DIN ARIAN	91070276	106	95.101	1,365
31	HYDERABAD	PUNJ HATTI KHAIRPUR	91070355	106	114.454	1,889
32	HYDERABAD	NOMAN CLY	91070510	106	147.066	2,327
33	HYDERABAD	SHEIKH MOHALLAH GAMBAT	91070485	106	313.566	3,881
34	HYDERABAD	JUNWARI MOHALLAH LUQMAN	91070311	106	103.942	1,802
35	HYDERABAD	MURADABAD DADU	91070467	106	135.924	1,684
36	HYDERABAD	SHAHI BAZAR DOKRI	91070499	106	180.109	3,433
37	HYDERABAD	BABAR KI BAZAR SUKKUR	91070294	106	93.011	1,884
38	HYDERABAD	AZAM CLY KHAIRPUR MIRS	91070310	106	95.775	1,748
39	HYDERABAD	BHAI KHAN CHARI	91070480	106	18.421	173
40	HYDERABAD	KUMBHAR PURA DEGAN	91070566	106	173.946	2,475
41	HYDERABAD	SUKKUR RD SHIKARFUR	91070338	106	118.003	1,900
42	HYDERABAD	BHARO MOH.NEW FIND SUKKUR	91070305	106	209.282	2,794
43	HYDERABAD	BASHIRABAD SUKKUR	91070303	106	118.088	1,935
44	HYDERABAD	NISRAT CLY NO.4 SUKKUR	91070464	106	10.618	69
45	HYDERABAD	KANDO ROAD ODERO LAL	91070543	106	97.902	1,853
46	HYDERABAD	MIR ALI BAZAR	91070358	106	25.385	257
47	HYDERABAD	NR HAJI YAQOOB STADIUM	91070272	106	44.813	442
48	HYDERABAD	BUS STAND	91070225	106	45.596	1,022

TABLE B-II

Pending Work Orders Under ADB
Status 30-09-1993

SR. NO.	A.E.B.	FEEDER / LOCATION	W.O.NO.	PIL#	TOTAL ESTIMATED COST (RS)	REIM'ABLE COST (\$)

LT WORK ORDERS						

49	HYDERABAD	KATTI BAZAR SUKKUR	91070300	106	65.218	557
50	HYDERABAD	MANDO DERO ROHRI	91070386	104	108.816	1.468
51	HYDERABAD	VIL. ARAIN RD SUKKUR	91070304	104	131.352	2.075
52	HYDERABAD	MOH.MEHAR BAZAR GHOTKI	92070633	104	212.164	3.006
53	HYDERABAD	MOHALLAH MAIN GARIBABAD	92070634	104	99.015	1.846
54	HYDERABAD	BEHAR COLONY SUKKUR	91070306	104	239.625	3.884
55	HYDERABAD	VILLAGE BAGO BHUTTO	91070331	104	82.938	1.262
56	HYDERABAD	V.SUNGER KHAN R/FUR	91070326	104	26.931	261
57	HYDERABAD	AGRA RD GAMBAT RANIFUR	91070312	104	105.937	1.742
58	HYDERABAD	COL NO.6 NEAR C-SEC	91070461	104	43.634	1.009
59	HYDERABAD	LAKHAN MUH.GHOTKI	91070321	104	136.414	1.800
60	HYDERABAD	KATHI PARA TANDO ADAM	91070337	104	101.509	1.588
61	HYDERABAD	NISHTER RD	91070319	104	78.016	1.638
62	HYDERABAD	DC OFFICE SUKKUR	91070259	104	82.615	1.686
63	HYDERABAD	ANAJ BAZAR SUKKUR	91070391	104	119.216	2.005
64	HYDERABAD	MOH: MIR BAHAR RANIFUR	91070263	104	210.279	2.695
65	HYDERABAD	JINNAH COL	91070309	104	175.078	2.358
66	HYDERABAD	OLD P/ HOUSE T M KHAN	91070267	104	121.442	2.292
67	HYDERABAD	KUMAR PURA SUKKUR	91070302	104	138.644	2.421
68	HYDERABAD	GREEN SHOP FREE RD	91070298	104	112.593	2.025
69	HYDERABAD	MUH.BAIJI CHOWK P'AKIL	92070627	104	51.461	1.060
70	HYDERABAD	JINNAH CHOWK OLD S'R	91070457	104	47.719	1.036
71	HYDERABAD	SHAPRY ROAD SUKKUR	92070520	104	66.147	1.249
72	HYDERABAD	HADHAN KA PIR MCH P'LI	91070523	104	68.147	681
73	HYDERABAD	NEW PIND OLD SUKKUR	91070462	104	47.800	1.036
74	HYDERABAD	VILLAGE CHOUNGA	92070624	104	159.416	1.797
75	HYDERABAD	MOH.FAUJI/PANO AKIL	91070400	104	189.125	1.963
76	HYDERABAD	GAOU SHALA USMANABAD	92070522	104	30.532	275
77	HYDERABAD	NEWTERO CLY. ROHRI	91070387	104	179.874	2.131
78	HYDERABAD	NR DIG OFFICE SUKKUR	91070291	104	59.192	1.046
79	HYDERABAD	VILLAGE BALO NAICH	91070357	104	144.681	1.773
80	HYDERABAD	SHIKARPUR RD	91070238	104	104.257	2.105
81	HYDERABAD	VIL. M ALI SHAIKH	92070715	104	50.937	953
82	HYDERABAD	SANGHAR VIL.ROHRI	91070383	104	159.705	1.859
83	HYDERABAD	DAYA MUH.GARI YASIN	91070280	104	320.453	5.081
84	HYDERABAD	NUSRAT COL NO.4 S-IV	91070465	104	75.750	1.218
85	HYDERABAD	MUH.SADHAJA RD P'AKIL	92070547	104	136.351	2.013
86	HYDERABAD	VIL.RAIS GUL MOHAMMAD	91070392	104	28.542	257
87	HYDERABAD	SHAMSABAD SUKKUR	91070250	104	104.837	1.834
88	HYDERABAD	SHAIKH MUH.GARHI YASIN	9107496	103	67.986	1.366
89	HYDERABAD	SHAIKH MUH.BHIRA RD	9007222	103	33.096	273
90	HYDERABAD	PACCA CHANG KANDIARO	9007221	103	81.512	1.162
91	HYDERABAD	CHAMBAR CITY P/STATION	9007202	103	129.412	1.983
92	HYDERABAD	VILL. BER SHARIF KAMBAR	9207591	103	46.003	1.024
93	HYDERABAD	NASIR KHAN MADWANI VILL.	9007205	103	72.293	1.091
94	HYDERABAD	NUSRAT MUH.KANDIARO	9007219	103	86.849	1.370
95	HYDERABAD	JILANI MADRASA LARKANA	9107341	103	139.817	2.386
96	HYDERABAD	VILL. SUFI MUHAMMAD BUX	9107490	103	99.208	1.696

TABLE B-II

Pending Work Orders Under ADB
Status 30-08-1993

SR. NO.	A.E.B.	FEEDER / LOCATION	W.O.NO.	PIL#	TOTAL EST'ED COST (RS)	REIM'ABLE COST (\$)

LT WORK ORDERS						

97	HYDERABAD	MUH.BUGHIO/BAREJA WARAH	9107435	103	137,331	2,172
98	HYDERABAD	DADFAN SAIN PARA, T.A.	9207508	103	170,416	2,556
99	HYDERABAD	AHMEDPUR MUH.KANDIARO	9007220	103	15,627	115
100	HYDERABAD	GULISTAN-E-BALDIA M.K.	9107454	103	72,313	1,596
101	HYDERABAD	BABAN SHAH KANDIARO	9007218	103	91,919	1,619
T O T A L =					10,877,635	169,696

**WORK ORDERS PENDING
WITH
AREA ELECTRICITY BOARD
ISLAMABAD**

TABLE B-II

Pending Work Orders Under ADB
Status 30-09-1993

SR. NO.	A.E.B.	FEEDER / LOCATION	W.O.NO.	PIL#	TOTAL ESTIMATED COST (RS)	REIMABLE COST (\$)
HT WORK ORDERS						
1	ISLAMABAD	JHANGI	92040045	108	2,168,776	12,422
2	ISLAMABAD	GULAFSHAN	92040043	108	2,221,097	14,454
3	ISLAMABAD	NEW SUNNY BANK	92040039	108	671,805	4,438
4	ISLAMABAD	M.T.M CHAKWAL-1	92040033	108	691,818	4,091
5	ISLAMABAD	CHAK BELI KHAN	92040027	108	2,496,596	14,639
6	ISLAMABAD	KALLAR KAHAR CHAKWAL-2	92040046	108	2,812,893	19,246
7	ISLAMABAD	GANGAL RWF	92040029	108	1,987,331	12,664
8	ISLAMABAD	DHUDIAL CHAKWAL	92040014	108	4,291,737	29,305
9	ISLAMABAD	BARAMUSA M.B.DIN	92010031	105	596,420	3,378
T O T A L =					17,938,475	114,638

TABLE B-II

Pending Work Orders Under ADB
Status 30-09-1993

SR. NO.	A.E.B.	FEEDER / LOCATION	W.O.NO.	PIL#	TOTAL EST'ED COST (RS)	REIM'ABLE COST (\$)

LT WORK ORDERS						

1	ISLAMABAD	SARAFI BZR NOORANI ST SKP	91040320	109	66.026	488
2	ISLAMABAD	DHOK SAYYEDAN RD T/B	91041002	107	119.063	1.929
3	ISLAMABAD	PHALIA GUJRAT	91040296	107	84.368	659
4	ISLAMABAD	M/GALA KHALIDABAD GUJRAT	91040346	107	20.739	176
5	ISLAMABAD	MOH.MAJ.R/MURID CHAKWAL	91040668	107	273.191	3.275
6	ISLAMABAD	POLICE STATION RD	91040250	107	183.650	3.193
7	ISLAMABAD	OLD JALALPURI ADDA	91040830	107	59.462	505
8	ISLAMABAD	VIL. AHDI GUJAR KHAN	91040428	107	106.596	1.665
9	ISLAMABAD	WESTRIDGE BAZAR RWP	91041003	107	148.860	2.133
10	ISLAMABAD	GALI HAMDARD	91040600	107	65.954	529
11	ISLAMABAD	ENGLISH SCHOOL	91040261	107	35.175	288
12	ISLAMABAD	VIL. H/PARIANWAL MB DIN	91040443	107	106.219	871
13	ISLAMABAD	MOH. KHALID ABAD	91040509	107	65.486	516
14	ISLAMABAD	WESTRIDGE NO.1 S/13 RWP	91041005	107	31.390	282
15	ISLAMABAD	VILL KHATALA	91040265	107	34.014	266
16	ISLAMABAD	NAZ STREET CIRC. RD	91040601	107	38.609	349
17	ISLAMABAD	WARD NO.3 BARKI JADEED	91040571	107	173.011	2.333
18	ISLAMABAD	SHAHABAD PIND GULAM KHAN	91040277	107	186.372	2.512
19	ISLAMABAD	VIL.M/AWAN DUDIAL CHAKWAL	91040504	107	189.819	2.497
20	ISLAMABAD	DHOK M/BEWAL GUJAR KHAN	91040576	107	48.007	925
21	ISLAMABAD	H/CY BILAL TOWN	91040278	107	66.543	1.555
22	ISLAMABAD	DHOK DIL M/GUJAR KHAN	91040579	107	74.407	1.446
23	ISLAMABAD	MOHRA SHEIKHAN CHAKWAL-2	91040820	107	65.650	1.226
24	ISLAMABAD	CHAKLALA RD TAMASABAD	91040943	107	106.148	1.857
25	ISLAMABAD	GALI T'WALI MOH.MUSLIMABAD	91040281	107	111.090	886
26	ISLAMABAD	OPP J/STEEL JINNAH RD	91040962	107	60.157	1.402
27	ISLAMABAD	RAHAT ST. MUGHAL ABAD	91040567	107	291.662	3.373
28	ISLAMABAD	ARSHAD ABAD	91040292	107	147.840	1.986
29	ISLAMABAD	T/W SAIDA PHALIA GUJRAT	91040446	107	29.418	237
30	ISLAMABAD	MOH. KARIM PURA	91040455	107	29.257	255
31	ISLAMABAD	RIGHT CINEMA JHLM	91040340	107	93.528	1.776
32	ISLAMABAD	MOH.CHOWK K/RD HAZRO	91040370	107	137.612	1.794
33	ISLAMABAD	RAILWAY RD S/CENTRE	91040570	107	223.486	2.875
34	ISLAMABAD	BARA BAZAR	91040422	107	25.597	155
35	ISLAMABAD	RATTA ROAD	91040435	107	92.985	897
36	ISLAMABAD	PAK SIZING PLANT	91040454	107	52.061	413
37	ISLAMABAD	H/COL BILAL TOWN JHELM	91040466	107	81.355	1,661
38	ISLAMABAD	GUL'ABAD MAIN RD G/MANDI	91040415	107	51.886	438
39	ISLAMABAD	CHAK QADA GUJAR KHAN	91040427	107	101.986	1.617
40	ISLAMABAD	VIL. MAKHNA WALI MB DIN	91040440	107	207.736	2.462
41	ISLAMABAD	NEW PARIAN F-BLOCK	91040690	107	205.417	2.676
42	ISLAMABAD	SHAHZAD CLY	91040860	107	236.920	2.844
43	ISLAMABAD	MOH. TARIQ ABAD DINGA	91040599	107	183.424	2.401
44	ISLAMABAD	SADI RD	91040991	107	68.456	1.586
45	ISLAMABAD	DHOK FATEH SARWAR RD	91040768	107	160.664	2.282
46	ISLAMABAD	VILL. MIANWAL	9104030	103	200.060	2.542
47	ISLAMABAD	BUTCHER KHANA KHARIAN	9104263	103	122.085	966
48	ISLAMABAD	CHURCH RD L'MUSA GUJRAT	9104433	103	7.335	59

TABLE B-II

Pending Work Orders Under ADB
Status 30-09-1993

SR. NO.	A.E.B.	FEEDER / LOCATION	W.O.NO.	PIL#	TOTAL EST'ED COST (RS)	REIM'ABLE COST (\$)

LT WORK ORDERS						

49	ISLAMABAD	BHARA BAZAR RAWALPINDI	9104396	103	49.376	424
50	ISLAMABAD	ST. NO.1 MOHANPURA RWP	9104236	103	77.356	645
51	ISLAMABAD	QURESHI MOH.LALAMUSA	9104432	103	26.523	217
52	ISLAMABAD	GHALLA MANDI	91040377	103	8.390	69
53	ISLAMABAD	VILL. GAGGAN	91040243	103	116.424	1.791
54	ISLAMABAD	ZAHEER CLY KAMALABAD	9104476	103	360.196	3.868
55	ISLAMABAD	DAHAMA SAIDIAN T/ABAD	92041084	103	297.317	3.385
56	ISLAMABAD	MAREER HASAN NO.2 RWP	91040712	103	164.140	1.949
57	ISLAMABAD	KUMHAR ROAD GAWALMANDI	9104329	103	39.106	347
58	ISLAMABAD	NR GOVT.G/S. GHANZI RD	9104326	103	94.183	1.812
59	ISLAMABAD	ARJEN NAGAR RATTA	9104334	103	34.610	294
60	ISLAMABAD	VILL.KHAI KULTA	9104031	103	137.946	1.958
61	ISLAMABAD	GOVT. H/SCHOOL RD	91040045	103	73.401	688
62	ISLAMABAD	RAJA BAZAR CHOWK R/CITY	9104561	103	63.345	565
63	ISLAMABAD	NR VILL.SARIANI L/MUSA	9104248	103	23.097	181
64	ISLAMABAD	SHUMALI MOH.GANDA NALA	9104029	103	321.908	3.817
65	ISLAMABAD	NR NOVELTY CINEMA	9104560	103	84.231	757
66	ISLAMABAD	COAT DHERAN	91040453	103	118.970	916
67	ISLAMABAD	GLASS FAC.CHOWK	91040944	103	87.172	1.984
68	ISLAMABAD	GHANIA ROAD	91040445	103	122.098	1.852
69	ISLAMABAD	SULTANPURA B/CG HOSPITAL	91040481	103	207.377	2.728
70	ISLAMABAD	MOHANPURA	9104337	103	323.578	3.593
71	ISLAMABAD	MOHALLAH PHILIA	9104349	103	144.953	2.078
72	ISLAMABAD	STR 9 MOH ALLAHABAD	92041052	103	176.714	1.402
73	ISLAMABAD	DHOK KHABA ST. 12/2	9104390	103	150.898	1.167
74	ISLAMABAD	NEAR PERVAIZ K/STORE	91040402	103	185.786	2.570
75	ISLAMABAD	NR H.NO.64-A ASGHAR MALL	9104021	103	122.692	1.995
76	ISLAMABAD	SARAFI BAZAR GOLDEN MKT	91040321	103	45.162	357
77	ISLAMABAD	HOON ABADI/TARIQABAD	91040709	103	87.162	1.168
78	ISLAMABAD	ALI TOWN RWP	91040631	103	63.427	513
79	ISLAMABAD	MUH. MASJID KAMAL DIN	91040487	103	178.395	2.670
80	ISLAMABAD	CHAUDHRY BAZAR RWP	91040325	103	59.149	531
81	ISLAMABAD	DHAKOU RD CHAKWAL CITY	91040016	103	174.669	2.269
82	ISLAMABAD	VILL. CHITTAN	91040006	103	194.843	2.595
83	ISLAMABAD	DHOK ELAHI BAKHSH RWP	9104388	103	39.558	350
84	ISLAMABAD	SHAHIA WAH CANTT	91040470	103	151.464	2.117
85	ISLAMABAD	KOALA CENTER NR Q/GALI	92041086	103	120.978	1.928
86	ISLAMABAD	MOH. EID GAH	91040376	103	103.598	825
87	ISLAMABAD	NR JUDGE COLONY C/L RWP	91040558	103	57.997	620
88	ISLAMABAD	GHAZNI ROAD RWP	9104330	103	53.159	471
89	ISLAMABAD	VILL. CHOAMAL	91040241	103	144.386	2.068
90	ISLAMABAD	K.S.S. SEC. 1-48	9104309	103	80.271	1.652
91	ISLAMABAD	ALVI HOSPITAL CHOWK	91040009	103	146.818	2.278
92	ISLAMABAD	ASTABAL CHOWK RATTA RD	9104324	103	53.281	398
93	ISLAMABAD	LUNDA BAZAR RWP	91040339	103	150.865	1.161
94	ISLAMABAD	MERA MOHRA SAWAN RWP	9104525	103	54.980	1.292
95	ISLAMABAD	CHINJI CHOWK T/CITY	91040013	103	126.268	2.042
96	ISLAMABAD	KSS.SEC.II NR RAJA HOTEL	91040408	103	111.773	1.745

TABLE B-II

Pending Work Orders Under ADB
Status 30-09-1993

SR. NO.	A.E.B.	FEEDER / LOCATION	W.O.NO.	PIL#	TOTAL EST'ED COST (RS)	REIM'ABLE COST (\$)

LT WORK ORDERS						

97	ISLAMABAD	MOH.EIDGAH MIANWALI RD	91040028	103	273.668	4.030
98	ISLAMABAD	JINNAH RD ITTEHAD	9104421	103	138.433	2.182
99	ISLAMABAD	COLLEGE RD CHOWK	91040950	103	62.324	1.430
100	ISLAMABAD	MOH DHAMA LALAMUSA	91040431	103	47.529	392
101	ISLAMABAD	KUCHA S.W BOHR BAZAR RWP	91040972	103	65.409	1.437
102	ISLAMABAD	RIASAT NAGAR DINGA	91040290	103	174.171	2.331
103	ISLAMABAD	MOHALLAH SHAFQATABAD	91040047	103	274.350	3.536
104	ISLAMABAD	KAMAL RD NR ENGG MESS	92041087	103	83.362	766
105	ISLAMABAD	GHAZNI COL MUJ/ABAD	91040328	103	93.902	1.774
106	ISLAMABAD	SOHAWA CHOWK KUNJAH	91040375	103	55.106	445
107	ISLAMABAD	MAI ABADI MUGHALPURA	91040242	103	139.107	1.997
108	ISLAMABAD	ST.NO.7 DHOKE RATTA	9104046	103	317.267	3.793
T O T A L =					12.805.396	165.272

**WORK ORDERS PENDING
WITH
AREA ELECTRICITY BOARD
LAHORE**

TABLE B-II

Pending Work Orders Under ADB
Status 30-09-1993

SR. NO.	A.E.B.	FEEDER / LOCATION	W.O.NO.	PIL#	TOTAL EST'ED COST (RS)	REIM'ABLE COST (\$)

LT WORK ORDERS						

1	LAHORE	FURN BHATTA	91010806	111	23.975	182
2	LAHORE	NISHTER ROAD	91010807	111	20.268	166
3	LAHORE	SULTAN MAHMOOD	91010805	111	23.260	191
4	LAHORE	BILAL COLONY # 1	91010981	111	35.227	275
5	LAHORE	ALI MUHAMMAD PARK	91010689	111	41.116	861
6	LAHORE	SIRAJ PURA	91010808	111	42.405	348
7	LAHORE	BILAL COLONY	91010982	111	24.525	195
8	LAHORE	MAIN BAZAR NO.2	91010687	111	46.477	914
9	LAHORE	VILLAGE TAQI PURA	91011271	111	52.935	309
10	LAHORE	CHALAR VILLAGE	91010690	111	34.431	745
11	LAHORE	GREEN PARK	91010984	111	24.522	177
12	LAHORE	BILAL COLONY	91010983	111	19.331	121
13	LAHORE	SHADAB COLONY	91010756	111	81.757	1.595
14	LAHORE	SHAH CHURGHA HOUSE	91010853	111	132.703	2.288
15	LAHORE	NASEER-UD-DIN	91010848	111	156.092	2.483
16	LAHORE	LAKE ROAD	91010858	111	168.686	2.523
17	LAHORE	DARBAR ATHAR SHAHEED	91011285	111	133.740	2.050
18	LAHORE	VILL. ALANDAR PURA	91011552	111	322.021	3.338
19	LAHORE	PUNJ GRIAN	91010758	111	314.884	3.460
20	LAHORE	CHAH PACHWARA	91011516	111	19.082	106
21	LAHORE	GRAVE YARD	91011415	111	80.516	1.557
22	LAHORE	SHAH KAMAL RD GRAVE YARD	91011260	111	126.117	1.999
23	LAHORE	VILL. DAFTOO	91011500	111	164.371	2.837
24	LAHORE	132-A-2 GULBERG	91010755	111	136.595	2.519
25	LAHORE	GHAAS MANDI	91010278	111	93.464	2.229
26	LAHORE	UCH HAVAILI	91010105	111	104.235	2.476
27	LAHORE	ST.NO.57 & 58 MUJAHIDABAD	91010672	111	31.223	199
28	LAHORE	SCHOOL WALA GUNJ	91010670	111	17.574	112
29	LAHORE	ISHARAR NAGAR	91010668	111	27.118	173
30	LAHORE	ST. NO. 40 GUNJ M/PURA	91010684	111	184.116	2.942
31	LAHORE	SHALAMAR TOWN	91000379	103	42.426	968
32	LAHORE	PULLY WALA K/PARK RAVI RD	91010918	103	61.305	1.530
33	LAHORE	TIMBER MKT (P/NO.89)	9100733	103	64.365	1.547
34	LAHORE	TAJ PARK BADAMI BAGH	9100345	103	109.431	2.059
35	LAHORE	FRUIT MARKET	9100731	103	128.731	3.095
36	LAHORE	TIMBER MARKET LAHORE	9100729	103	74.321	1.652
37	LAHORE	BUND ROAD	91010428	103	37.403	515
38	LAHORE	MEHBOOB ROAD B/BAGH	9100167	103	66.702	1.560
39	LAHORE	BARTH K.K. ROAD	91000337	103	51.043	1.080
40	LAHORE	ROHI NALA KASUR	91010211	103	45.719	1.034
41	LAHORE	KARIM PARK. RAVI RD	91010919	103	63.700	1.543
42	LAHORE	CANAL PARK	9100744	103	54.591	1.072
43	LAHORE	SABZI MANDI B/BAGH	9101542	103	64.365	1.547
44	LAHORE	HABIB ULIAH ROAD	9100856	103	55.005	1.043
45	LAHORE	JAMAT KHANA	91010219	103	78.078	1.185
46	LAHORE	INFANTORY RD M'ABAD	9100298	103	64.396	1.547
47	LAHORE	MALIK SHABIR IND.LHR	9101541	103	80.026	1.737
48	LAHORE	MADINA ROAD TOWN SHIP	9100743	103	64.396	1.547

TABLE B-II

Pending Work Orders Under ADB
Status 30-09-1993

SR. NO.	A.E.B.	FEEDER / LOCATION	W.O.NO.	PIL#	TOTAL EST'ED COST (RS)	REIM'ABLE COST (\$)

LT WORK ORDERS						

49	LAHORE	GANDA NALA MISRI SHAH	9100565	103	64.365	1.547
50	LAHORE	GUNJAY KALAN	91010921	103	64.396	1.547
51	LAHORE	Q.L. SINGH LHR	9101543	103	138.112	2.187
52	LAHORE	SIDDIQUE COLONY LHR	9100730	103	87.484	1.748
53	LAHORE	TIMBER MARKET LHR	9100732	103	71.614	1.610
54	LAHORE	HAJI PARK	91010266	103	48.469	1.060
55	LAHORE	TAJ PARK BADAMI BAGH	9100346	103	98.857	1.852
56	LAHORE	PURANI MASJID	9100564	103	72.650	1.594
T O T A L =					4.534.716	78.779

**WORK ORDERS PENDING
WITH
AREA ELECTRICITY BOARD
MULTAN**

TABLE B-II

Pending Work Orders Under ADB
Status 30-09-1993

SR. NO.	A.E.B.	FEEDER / LOCATION	W.O.NO.	PIL#	TOTAL EST'ED COST (RS)	REIM'ABLE COST (\$)

HT WORK ORDERS						

1	MULTAN	CITY-II D.G.KHAN	90050044	108	753,583	4,785
2	MULTAN	CITY-II B/WALA	91050084	108	1,150,150	7,701
3	MULTAN	ADAM WAHAN-WAHAN	90050017	108	2,175,434	14,094
4	MULTAN	HUSSAIN AGAHI	90050048	108	909,112	5,376
5	MULTAN	ALI PUR- LODHRAN	92050019	108	1,222,169	8,521
6	MULTAN	SHEIKH WAHAN- R.Y.KHAN	90050014	108	2,623,568	16,615
7	MULTAN	MECLOD GUNJ	92050025	108	433,219	2,999
8	MULTAN	JALLAH VEHARI	90050009	101	1,724,786	11,343
9	MULTAN	QUTABPUR LODHRAN	90050023	101	2,664,603	18,486
T O T A L =					13,656,624	89,919

TABLE B-II

Pending Work Orders Under ADB
Status 30-09-1993

SR. NO.	A.E.B.	FEEDER / LOCATION	W.O.NO.	PIL#	TOTAL EST'ED COST (RS)	REIM'ABLE COST (\$)

LT WORK ORDERS						

1	MULTAN	FAISAL CLY G/COLLEGE	92050664	107	54.946	433
2	MULTAN	ADDA ROAD HUJRA	91050679	107	41.699	329
3	MULTAN	CIRCULAR ROAD RAJANPUR	91050653	107	75.002	1.470
4	MULTAN	TUGLAK ROAD MLT	91050633	107	103.704	1.029
5	MULTAN	CHOK B/NO.26.4 DG KHAN	91050552	107	223.889	2.821
6	MULTAN	RAHIMABAD HASANABAD	91050632	107	106.313	792
7	MULTAN	MOHALLAH FIR QATTAL	91050714	107	350.203	3.795
8	MULTAN	GULSHAN ISHAQ CLY	90050503	107	161.970	2.181
9	MULTAN	MOHALLAH TALI WALA	92050726	107	209.513	2.710
10	MULTAN	NEAR POST OFFICE C/RD	91050646	107	200.883	3.373
11	MULTAN	MOHALLAH NOOR KOT	92050727	107	153.193	2.097
12	MULTAN	KOT MOHAMMAD HUSAIN	91050740	107	30.038	240
13	MULTAN	MOH.GORISTAN JAMPUR	91050648	107	76.904	631
14	MULTAN	KARI WALA JAGEER	92050660	107	210.050	2.384
15	MULTAN	REHMATULLAH TOWN	91050681	107	85.691	791
16	MULTAN	S-BLOCK NEW MULTAN	91050790	107	85.621	1.716
17	MULTAN	REHMAN PURA NO.1	91050707	107	103.727	1.648
18	MULTAN	CHAK NANAK PUR	92050716	107	184.943	2.478
19	MULTAN	BISMILLAH CLY	91050599	104	45.651	334
20	MULTAN	BASTI DORATTA G/GASHT	92051059	104	243.850	2.924
21	MULTAN	FARID NAGAR HUJRA	92050586	104	91.014	1.472
22	MULTAN	BLOCK NO. AB & EF	91050726	104	160.632	2.324
23	MULTAN	CHAK 72/N.P.	91050526	104	309.665	4.259
24	MULTAN	BASTI SIYALAN CHAH	91050872	104	208.963	2.194
25	MULTAN	SOBA RAM	91050833	104	48.530	1.018
26	MULTAN	MOH. BAGBAN PURA	92050577	104	102.455	1.863
27	MULTAN	POST OFFICE	92050875	104	212.309	2.792
28	MULTAN	GILANI CLY DH.SARRI RD	92050595	104	147.877	1.945
29	MULTAN	D/LAND CINEMA	92050616	104	108.589	1.910
30	MULTAN	MOH.LIAQUAT ABAD	92050903	104	205.392	2.673
31	MULTAN	MOHAMMADI MOH.NO.1	92050803	104	164.357	2.238
32	MULTAN	FOUJI HOTEL	91050610	104	67.068	1.578
33	MULTAN	ALAM PUR HAR'ABAD	91050760	104	58.822	1.398
34	MULTAN	MAHFOOZ PAAN WALA	92050784	104	28.586	258
35	MULTAN	MOHALLAH GHAIB	91050706	104	38.016	340
36	MULTAN	ELEMENTRY COLLEGE	92051047	104	119.366	2.000
37	MULTAN	AHSAN COLONY	92051054	104	107.099	1.878
38	MULTAN	BASTI CHOKEBALOO	91050886	104	180.413	2.427
39	MULTAN	HASSAN FARWANA	92050899	104	77.470	1.905
40	MULTAN	BASTI KHAJA WALA	91050878	104	148.361	1.991
41	MULTAN	TIMBER MARKET	92050909	104	179.062	2.479
42	MULTAN	BASTI NAWAB PUR	91050876	104	108.176	1.591
43	MULTAN	BASTI KARLOO G/GASHT	92051056	104	301.611	4.197
44	MULTAN	BHUTTA CLY	92051007	104	227.938	2.795
45	MULTAN	BASTI ARRRAIN GULGAST	91050882	104	238.861	2.396
46	MULTAN	RTA KHANNAH SHAIR GHAZI	91050909	104	121.505	2.356
47	MULTAN	GANNA MANDI PAK GATE	92050894	104	119.959	2.010
48	MULTAN	MILL PHATAK ISMAILABAD	92050744	104	118.136	1.182

TABLE B-II

Pending Work Orders Under ADB
Status 30-09-1993

SR. NO.	A.E.B.	FEEDER / LOCATION	W.O.NO.	PIL#	TOTAL ESTIMATED COST (RS)	REIMABLE COST (\$)

LT WORK ORDERS						

49	MULTAN	MACHEY DARA CIRCULAR	91050655	104	245.898	3.329
50	MULTAN	ADDA PAHAR LEIH	91050897	104	107.126	1.787
51	MULTAN	BASTI KHALIQ PURA	92050617	104	56.769	1.189
52	MULTAN	CIVIL DEFENCE NO.2	92050898	104	45.887	313
53	MULTAN	FULL CHUCHAK ABDALI RD	92050531	104	180.249	2.838
54	MULTAN	SADIQ DI TALIAN G/GASHT	92050852	104	166.134	1.356
55	MULTAN	BASTI JHOK BLOKY	92050619	104	90.131	724
56	MULTAN	GHAZIABAD BLIND SCHOOL	92051050	104	118.732	967
57	MULTAN	TIMBER MARKET	92050910	104	95.810	1.820
58	MULTAN	JAMIL DA BAGH	92051053	104	47.022	402
59	MULTAN	BASTI KHUDA DAD	92050776	104	121.576	1.861
60	MULTAN	JALILABAD CLY NO.1	92050893	104	119.665	2.238
61	MULTAN	GULISTAN CHAUK	91050804	104	76.191	1.348
62	MULTAN	CHAH CHANAN WALA	92050960	104	132.567	1.808
63	MULTAN	NIZAM DIN DEPAL PUR	91050845	104	171.092	2.095
64	MULTAN	BLOCK-B GUL GASHT	92050797	104	50.495	343
65	MULTAN	KOAY KI BAHAWAL	91050812	104	54.885	421
66	MULTAN	AYUB STADIUM RD	92050731	104	81.220	1.702
67	MULTAN	CIVIL DEF.NALA WALI	92050897	104	54.440	459
68	MULTAN	BASTI ARIF PURA	92050890	104	216.037	2.788
69	MULTAN	MOHAMMADI MOHALLAH	92051057	104	225.572	2.790
70	MULTAN	RAZA ABAD CANTT.	91050871	104	67.649	1.566
71	MULTAN	GALI ARA MACHINE	92051169	104	68.931	556
72	MULTAN	LAL KURTI CANTT.	92050529	104	80.446	650
73	MULTAN	FIDA SHAHEED RD	92050895	104	58.970	1.397
74	MULTAN	GRASS MANDI PHATAK	92050913	104	359.907	4.022
75	MULTAN	CHOTI JHOK VAINCE H/ABAD	92051055	104	143.962	2.039
76	MULTAN	JINNAH TOWN JAIL RD	91050773	104	157.064	2.282
77	MULTAN	GRASS MANDI PHATAK CANTT	92050733	104	19.523	121
78	MULTAN	BASTI CHOORIAN WALI	91050880	104	108.049	815
79	MULTAN	MOH.AMIN ABAD H/BAGH RD	92051029	104	204.774	2.748
80	MULTAN	SHALIMAR CLY B/PD	91050873	104	137.555	1.845
81	MULTAN	AURANGZEB RD CANTT.	92050618	104	156.765	2.463
82	MULTAN	BASTI THATHI	91050881	104	160.554	1.819
83	MULTAN	HAMAYUN RD	92050596	104	45.245	371
84	MULTAN	BLOCK NO. 9 & 10	91050750	104	163.656	1.238
85	MULTAN	CHOWK SHAHEEDAN	92050887	104	36.961	311
86	MULTAN	TEHSIL DAR MORR	92050853	104	192.416	2.550
87	MULTAN	BISMILLAH CLY Z/PEER	90050502	104	202.908	3.402
T O T A L =					11,581,053	154,415

**WORK ORDERS PENDING
WITH
AREA ELECTRICITY BOARD
PESHAWAR**

TABLE B-II

Pending Work Orders Under ADB
Status 30-09-1993

SR. NO.	A.E.B.	FEEDER / LOCATION	W.O.NO.	PIL#	TOTAL EST'ED COST (RS)	REIM'ABLE COST (\$)
----- HT WORK ORDERS -----						
1	PESHAWAR	IND JAMRUD - KHYBER	92060113	105	1,056,494	7,763
2	PESHAWAR	RAMAK - D.I.KHAN	92060110	105	649,408	4,116
3	PESHAWAR	AWAN/D I KHAN	92060109	101	2,062,636	14,917
4	PESHAWAR	KACHA GARHI KHYBER	92060107	101	441,490	3,217
5	PESHAWAR	KHAR/TIMERGARA	92060803	101	555,062	3,822
6	PESHAWAR	UMERZAI	92-6100	100	1,309,070	9,134
7	PESHAWAR	REFCO	92-6098	100	1,176,736	9,392
8	PESHAWAR	REHANA	9106074	100	1,614,838	12,328
9	PESHAWAR	TERNAB	92-6101	100	1,129,460	8,951
T O T A L =					9,995,194	73,640

TABLE B-II

Pending Work Orders Under ADB
Status 30-09-1993

SR. NO.	A.E.B.	FEEDER / LOCATION	W.O.NO.	PIL#	TOTAL EST'ED COST (RS)	REIM'ABLE COST (\$)

LT WORK ORDERS						

1	PESHAWAR	VILL. MIAN GULZAR-2	91060122	106	62.284	1.368
2	PESHAWAR	VIL YAR HUSSAIN SWABI	91060169	106	132.546	1.902
3	PESHAWAR	CHAMMATTI MANSEHRA	91060185	106	59.242	1.192
4	PESHAWAR	MIRAN SHAH BANNU	91060102	106	153.889	2.220
5	PESHAWAR	PIA OFFICE C/RD B/CANTT	91060184	106	211.700	3.890
6	PESHAWAR	PIRDIL KHEL SURANI	91060181	106	193.281	1.963
7	PESHAWAR	VILL ANANGORE	91060239	106	210.731	2.206
8	PESHAWAR	V.ADDINA	90060026	106	475.520	7.143
9	PESHAWAR	NEW COL KOHAT URBAN	92060419	106	109.316	1.735
10	PESHAWAR	VIL. GUL KOTAI. Y/HUN	91060156	106	118.914	1.534
11	PESHAWAR	VILL DAFTER KOROONA	91060292	106	36.551	838
12	PESHAWAR	VILL NUMBA LORA	92060430	106	152.357	1.761
13	PESHAWAR	VILL DARWESH	91060136	106	128.477	1.962
14	PESHAWAR	V.CHAMAPAL	90060001	106	161.648	3.047
15	PESHAWAR	VILL G.H.SCHOOL ZAROBI	91060234	106	286.582	3.176
16	PESHAWAR	SHAIDU K/KHAIL	91060128	106	127.704	1.773
17	PESHAWAR	SUFAID DEHRI	91060260	106	166.875	2.511
18	PESHAWAR	VILL.NAHQI	9106308	106	24.973	177
19	PESHAWAR	MOH CHANNI	91060237	106	123.422	1.794
20	PESHAWAR	VILL PALOSAI	91060179	106	116.562	1.552
21	PESHAWAR	JUGGIAN MURREE RD	91060217	106	211.836	2.600
22	PESHAWAR	VILL GULI BAGH	92060362	106	219.225	2.518
23	PESHAWAR	ISLAMIA CLY	91060044	106	205.638	2.588
24	PESHAWAR	VILL JABAGAI	92060370	106	106.181	1.436
25	PESHAWAR	VILL HAYA SERI	92060367	106	197.860	2.398
26	PESHAWAR	VILL KOTKAI DEHRI	92060369	106	31.443	246
27	PESHAWAR	BANDI MAIRA	91060097	106	154.776	2.319
28	PESHAWAR	VILL REHANA DINGA	91060230	106	45.361	353
29	PESHAWAR	V.ABDARA PAWARA RD	9106049	106	116.358	1.912
30	PESHAWAR	VILL. LORA MADAN	92060432	106	80.404	1.095
31	PESHAWAR	VIL M. UMAR KILLI	91060214	106	210.483	2.525
32	PESHAWAR	VILL KOTKA GOWSMIR	91060182	106	127.145	1.526
33	PESHAWAR	SALHAD	91060039	106	222.376	2.772
34	PESHAWAR	MAYAR BAZAR TORU	90060011	106	251.195	4.160
35	PESHAWAR	V.DOBANDI	9006019	106	61.707	1.152
36	PESHAWAR	MOH YAQOOB KHEL KHAR	91060238	106	92.682	1.607
37	PESHAWAR	VILL REGI DVN RURAL	90060013	106	272.451	5.209
38	PESHAWAR	V.MANGLOWER	91060210	106	280.095	4.227
39	PESHAWAR	V.RIGI KANDAR	9006015	106	124.310	2.156
40	PESHAWAR	JABORI SHINKIARI M'SEHRA	91060126	106	76.445	486
41	PESHAWAR	SHAHEEN BAZAR	91060037	106	149.509	2.093
42	PESHAWAR	VIL RASHID G/WAZIR BAGH	92060408	106	73.613	600
43	PESHAWAR	MOH: SHOHIB ZAI	91060064	106	161.315	2.394
44	PESHAWAR	VIL SHAGAI H' DAUD ZAI	92060402	106	161.222	2.189
45	PESHAWAR	MOH:MALKAL DODIAL M'SEHRA	91060133	106	119.613	1.541
46	PESHAWAR	VIL: MANSOF KAROONA	92060390	106	97.460	1.645
47	PESHAWAR	VIL DOBANDI CHOWK	61060212	106	282.594	5.235
48	PESHAWAR	MOH DEGAN KHEL	91060316	106	75.096	1.343

TABLE B-II

Pending Work Orders Under ADB
Status 30-09-1993

SR. NO.	A.E.B.	FEEDER / LOCATION	W.O.NO.	PIL#	TOTAL EST'ED COST (RS)	REIM'ABLE COST (\$)

LT WORK ORDERS						

49	PESHAWAR	CHAKDARA TIMARGARH	91060138	106	129.555	2.256
50	PESHAWAR	DIR BAZAR	91060164	106	260.658	3.125
51	PESHAWAR	VIL. MEELAM HARIPUR	91060176	106	107.050	1.727
52	PESHAWAR	VIL ASLAM KHAN DAIRY	92060401	106	77.860	1.302
53	PESHAWAR	SHOAB ZAI N/SHER	91060218	106	174.369	2.410
54	PESHAWAR	YOUSAF QILLA	91060132	106	92.631	1.332
55	PESHAWAR	VIL NASAPA BALA	92060400	106	91.486	1.571
56	PESHAWAR	V.NARIAN	91060222	106	106.494	1.490
57	PESHAWAR	VILL. AKHON ABAD	92060416	106	72.927	1.232
58	PESHAWAR	MOH:MUMTAZ KHAN ZAIDA	91060178	106	123.495	1.605
59	PESHAWAR	MOH: HAYATULLAH	91060042	106	58.452	1.328
60	PESHAWAR	VILL GUL IMAM DOMAIL	91060101	106	78.515	1.647
61	PESHAWAR	MARGHUZ S/D ZAIDA	91060189	106	102.932	1.673
62	PESHAWAR	SARD CHINA	91060048	106	301.440	4.247
63	PESHAWAR	TAPI KOTKA M.AWAL BANNU	91060124	106	234.463	2.654
64	PESHAWAR	VIL DANDOQA SWABI	91060099	106	82.782	1.527
65	PESHAWAR	P/COM. M/BAZAR HARIPUR	91060180	106	50.846	1.269
66	PESHAWAR	NR. SHER DIL KHAN	91060063	106	67.742	1.237
67	PESHAWAR	SAIDAN JALBAI	90060024	106	467.683	5.281
68	PESHAWAR	SARWAR ABAD NOTHIA	91060065	106	53.389	1.283
69	PESHAWAR	V. JALSAI CHANGAN SHAMALI	91060137	106	70.961	454
70	PESHAWAR	V.DARBAR BADWAN	92060436	106	165.840	2.208
71	PESHAWAR	TEHKAL PAYAN	91060140	106	78.613	1.516
72	PESHAWAR	MIR FUR	91060074	106	158.669	2.268
73	PESHAWAR	VIL MEWRA	91060228	106	61.623	1.070
74	PESHAWAR	MIAN DHERY SWABI-1	91060165	106	294.650	4.666
75	PESHAWAR	PATHAN CLY	91060127	106	76.340	1.120
76	PESHAWAR	V.NASAF	91060223	106	96.079	1.258
77	PESHAWAR	V.GASHCOR	92060363	106	72.681	1.246
78	PESHAWAR	VIL NAUGMAN	91060131	106	53.451	420
79	PESHAWAR	NAZRAN HOTI MARDAN CITY	91060171	106	108.558	1.726
80	PESHAWAR	TORU ZAID KHEL M'ABAD	90060022	106	124.920	1.845
81	PESHAWAR	VILL.GARHI USMAN KHEL	91060081	106	200.594	2.756
82	PESHAWAR	YAKKA TOOT	91060067	106	104.636	1.800
83	PESHAWAR	VIL: DODA GAMBAT KOHAT	91060173	106	200.055	2.510
84	PESHAWAR	MOH. DR. FIDA HUSSAIN	92060385	106	151.269	2.208
85	PESHAWAR	VIL PIR IMAM HARIPUR	91060229	106	140.351	1.080
86	PESHAWAR	SWABI ADDA	91060098	106	354.718	3.914
87	PESHAWAR	VIL. RANI TIMARGARH	91060175	106	202.111	2.519
88	PESHAWAR	ABBAZAI (MATTA)	92060398	106	99.266	1.821
89	PESHAWAR	BANDI MANSOOR	91060071	106	102.427	1.549
90	PESHAWAR	VIL KUCHIAN	92060376	106	155.017	2.027
91	PESHAWAR	SHEIKH ABAD RD S'PURA	91060055	106	102.717	1.707
92	PESHAWAR	Gharhi Saidan Landi	91060314	106	15.481	123
93	PESHAWAR	SHEKHAN WAHID GARHI	91060219	106	262.455	3.125
94	PESHAWAR	VILL. KALOGI JAG	91060242	106	116.523	1.950
95	PESHAWAR	LT JUGIAN M/ROAD	91060073	106	40.287	975
96	PESHAWAR	INZERI	91060032	106	214.896	2.857

TABLE B-II

Pending Work Orders Under ADB
Status 30-09-1993

SR. NO.	A.E.B.	FEEDER / LOCATION	W.O.NO.	PIL#	TOTAL EST'ED COST (RS)	REIM'ABLE COST (\$)

LT WORK ORDERS						
97	PESHAWAR	TAKYAH SINGAN S'PURA	91060054	106	191.456	2.690
98	PESHAWAR	INDUS COL. NR.W/SHOP	91060045	106	48.485	1.056
99	PESHAWAR	VIL SATAL KHAWAZA KHELA	92060361	106	187.955	2.042
100	PESHAWAR	NWAN KALY (SHIN)	92060360	106	33.079	261
101	PESHAWAR	GARI LOHARIAN CHARKHA	92060386	106	34.798	828
102	PESHAWAR	VIL TAZAGRAM	91060226	106	107.116	1,780
103	PESHAWAR	VIL WALAI	92060389	106	157.618	2.070
104	PESHAWAR	ZARGAR ABAD	91060066	106	126.513	2.018
105	PESHAWAR	JABBAR WALA	91060288	106	92.107	1.346
106	PESHAWAR	VILL: MIAN KALI	91060174	103	234.564	3.323
107	PESHAWAR	VILL: MANGA	91060096	103	143.201	2.023
108	PESHAWAR	SWATI GATE	9106031	103	86.624	1.704
109	PESHAWAR	VILL. BURKI ABAD	9106183	103	184.169	2.505
110	PESHAWAR	SHINKI ADDA	9106232	103	95.828	1.385
111	PESHAWAR	VILL: MAIRA PRANG	91060220	103	97.732	1,634
112	PESHAWAR	PIRAN BATKHELA	91060172	103	25.528	247
113	PESHAWAR	H.NO 517D4 H/ABAD	9106070	103	128.382	2.206
114	PESHAWAR	V.PATTAK MALAKAND	91060058	103	136.772	2,206
115	PESHAWAR	VILL: MANKAI	90060005	103	173.593	3.313
116	PESHAWAR	SHEIKH DEHRI	9006025	103	171.686	3.195
117	PESHAWAR	GUMBAT BAKI KHEL	9106072	103	131.986	2,220
118	PESHAWAR	VILL. ZANGIKHEL	9106227	103	224.590	2.561
119	PESHAWAR	SREEKH ADDA REGI	9006007	103	198.926	3.998
120	PESHAWAR	BASTI USTRANA SHUMAL	91060112	103	118.896	1.957
121	PESHAWAR	VILL: MEHMOODKHEL	91060211	103	117.642	1.774
122	PESHAWAR	PHASE-1 H/ABAD	9106069	103	173.426	2,743
123	PESHAWAR	VILL. MANI KHELA	9006014	103	270.319	1,947
124	PESHAWAR	LACHERA	9006028	103	164.840	2,483
125	PESHAWAR	AMBER HUND RD	9006003	103	117.761	2.007
126	PESHAWAR	VILL. KAMBER KHEL	9106125	103	168.019	2,536
127	PESHAWAR	VILL: GANJGAI	92060349	103	120.923	1,534
128	PESHAWAR	VILL. TARNAB	9106038	103	248.488	3,181
129	PESHAWAR	VILL: NABI	9006002	103	188.830	2.664
130	PESHAWAR	URDAGAN & MULAKHEL	9006008	103	320.298	5,599
131	PESHAWAR	BATKHELA	91060010	103	82.000	1.519
132	PESHAWAR	MOHIB BANDA	9106075	103	93.880	1,445
133	PESHAWAR	VILL. SHINWARI	9006020	103	69.901	691
134	PESHAWAR	MISKEENABAD	9006009	103	119.466	1.965
135	PESHAWAR	VILL: DALAN HAJRA	91060130	103	160.443	2.080
136	PESHAWAR	VILL. SHAH NAWAZABAD	9106286	103	134.429	1.644
137	PESHAWAR	BABIKHEL ISMILA	9006006	103	69.115	1.428
138	PESHAWAR	VILL: ACHINI MERA	9106050	103	87.320	1.569
139	PESHAWAR	VILL. KOT	9106034	103	135.646	2.042
140	PESHAWAR	V:KOT MALAKAND AGENCY	91060062	103	127.917	2,248
141	PESHAWAR	JHOKE KHALAR	90060029	103	256.472	3,308
142	PESHAWAR	PHASE-1 H/ABAD	91060077	103	114.249	1.973
143	PESHAWAR	DARABAND KHURD	90060027	103	178.247	2.572
144	PESHAWAR	SHAGI BAZAR	9006017	103	186.214	3.464

TABLE B-II

Pending Work Orders Under ADB
Status 30-09-1993

SR. NO.	A.E.B.	FEEDER / LOCATION	W.O.NO.	PIL#	TOTAL EST'ED COST (RS)	REIM'ABLE COST (\$)

LT WORK ORDERS						

145	PESHAWAR	PHASE-1 H/ABAD	91060079	103	73,821	1,562
146	PESHAWAR	VILL. BACHAI	9006023	103	221,468	4,001
147	PESHAWAR	PIR SABAQ	91060134	103	265,564	4,495
148	PESHAWAR	VILL. YARIK	9106177	103	146,817	2,256
149	PESHAWAR	H.NO.301/D-2 H/ABAD	91060076	103	149,001	2,334
150	PESHAWAR	VILL. MANDRA SAIDAN	9106240	103	73,884	1,195
151	PESHAWAR	VILL. SHERKNA	92060407	103	294,008	4,084
152	PESHAWAR	SPIN KHANI PABBI	9006012	103	147,039	2,215
153	PESHAWAR	MUSLIMABAD NO.4	9106094	103	75,812	1,393
154	PESHAWAR	VILL. GANDINAGAR	9106163	103	206,119	2,560
155	PESHAWAR	MOH.SHERUKHEL PIRAN	9106135	103	132,278	1,588
156	PESHAWAR	VILL: KHUNDA	90060004	103	463,341	5,898
T O T A L =					22,907,520	336,547

**WORK ORDERS PENDING
WITH
AREA ELECTRICITY BOARD
QUETTA**

TABLE B-II

Pending Work Orders Under ADB
Status 30-09-1993

SR. NO.	A.E.B.	FEEDER / LOCATION	W.O.NO.	PIL#	TOTAL EST'ED COST (RS)	REIM'ABLE COST (\$)

HT WORK ORDERS						

1	QUETTA	ZHOB CANTT	91080018	108	89.737	499
2	QUETTA	JINNAH ROAD	92080014	108	935.990	6.438
3	QUETTA	SOHBATPUR	92080051	108	2,130,728	15.046
4	QUETTA	PASHTOONABAD	92080050	108	1,648,171	11,503
5	QUETTA	MALAZAI	92080007	108	2,355,277	16,924
6	QUETTA	OLD SAMUNGLI	92080279	108	3,680,861	26,736
7	QUETTA	QUETTA CITY	92080280	108	2,065,840	14,140
8	QUETTA	SIBI CITY	91080015	101	334,800	2,267
9	QUETTA	GANGLEZAI PISHIN	92080004	101	4,282,949	29,647
10	QUETTA	DUKI LORALAI	92080017	101	279,698	2,065
T O T A L =					17,804,053	125,263

TABLE B-II

Pending Work Orders Under ADB
Status 30-09-1993

SR. NO.	A.E.B.	FEEDER / LOCATION	W.O.NO.	PIL#	TOTAL EST'ED COST (RS)	REIM'ABLE COST (\$)

LT WORK ORDERS						

1	QUETTA	KILLI SALEH ABAD KHUZDAR	91080068	111	114.977	1,843
2	QUETTA	ABDULWADOOD RD QTA	91080054	111	65.716	597
3	QUETTA	SAEEDABAD ALAMDAR RD	91080087	111	29.227	172
4	QUETTA	PIR MUHAMMAD RD	91080093	111	26.574	166
5	QUETTA	KILLI NAGHAR SORAB KALAT	91080065	111	69.468	1,339
6	QUETTA	GOWALMANDI CHOWK LORALAI	90080008	111	175.758	2,308
7	QUETTA	TAREEN/QADIRABAD MOH.DUKI	92080200	111	182.450	2,189
8	QUETTA	KILLI SHAPS KALAT	91080061	109	73.072	1,392
9	QUETTA	KILLI ADAMZAI KALAT	91080062	109	71.003	1,381
10	QUETTA	KILLI JUMMANZAI KALAT	91080063	109	65.819	1,336
11	QUETTA	KILLI ISMAILABAD KHUZDAR	91080067	109	94.616	1,560
12	QUETTA	KILLI TIRKHA	91080069	109	73.688	1,552
13	QUETTA	MOH.EAST HURAMZAI PISHIN	91080116	107	129.578	1,813
14	QUETTA	NR NBP DALBANDIN TURBAT	91080099	107	154.226	1,945
15	QUETTA	BABU MOH. PISHIN	91080095	107	42.526	335
16	QUETTA	GUD MOLVI MASJID CHAMAN	91080118	107	51.224	1,271
17	QUETTA	KARBELLA MOH.Q/PISHIN	91080117	107	135.495	2,808
18	QUETTA	MECONGY ROAD	9108075	103	136.210	2,089
19	QUETTA	RAILWAY H/SOCIETY QTA	9108024	103	61.251	507
20	QUETTA	MANCONGY ROAD	9108047	103	106.270	942
21	QUETTA	BREACH COLONY	91080040	103	103.839	1,171
22	QUETTA	KILLI QAMBARANI S/TOWN	9108045	103	113.561	1,913
23	QUETTA	ARBAK KARAM KHAN/S.Z.RD	9108023	103	31.803	261
24	QUETTA	USMAN G.MASJID KANSI RD	9108044	103	122.987	2,023
25	QUETTA	KANSI ROAD	9108056	103	99.516	1,178
26	QUETTA	KILLI JADEEBABAD P'ABAD	9108042	103	148.007	1,908
27	QUETTA	ZARGHOON ROAD	9108022	103	37.227	295
28	QUETTA	KILLI RINDABAD S/MANDA	9108041	103	141.430	2,167
29	QUETTA	JAN MOHAMMAD ROAD	9008003	103	125.347	2,027
30	QUETTA	D.C. REST HOUSE HANNA	9108037	103	79.559	1,169
31	QUETTA	LIAQAT BAZAR QUETTA	9108021	103	34.316	251
32	QUETTA	S/TOWN	9108035	103	58.149	1,029
33	QUETTA	GULLY PIR BUKHARI	9008004	103	60.653	1,255
34	QUETTA	BALOCH GULLY NO.1	9008002	103	107.655	1,884
35	QUETTA	NEWABAD	9108053	103	82.767	814
36	QUETTA	HINDU MOHALLA LORALAI	9108084	103	128.074	992
37	QUETTA	BAZAR BULEDA TURBAT	91080094	103	303.260	2,189
38	QUETTA	KILLI TORE SHAH PISHIN	9108031	103	48.836	600
39	QUETTA	MIRA ABAD PISHIN	9108119	103	106.751	1,681
40	QUETTA	PATEL ROAD QUETTA	9108020	103	5.926	51
41	QUETTA	NR AGRI.BANK LORALAI	9108098	103	102.984	1,671
42	QUETTA	N/BANK AREA LORALAI	91080086	103	111.373	936
43	QUETTA	KABARI BAAR LORALAI	9108096	103	68.460	445
44	QUETTA	ZARGHOON RD JAN MOHD.	9108019	103	17.353	151
45	QUETTA	KILLI CHAKER KHAN DOMKI	9108043	103	84.672	1,710
46	QUETTA	NR LONI RES'T LORALAI	9108097	103	30.919	251
47	QUETTA	JAT MOHALLAH	9108011	103	89.563	1,747
48	QUETTA	MURADA ROAD CHAMAN	9108018	103	50.816	1,269

TABLE B-II

Pending Work Orders Under ADB
Status 30-09-1993

SR. NO.	A.E.B.	FEEDER / LOCATION	W.O.NO.	PIL#	TOTAL EST'ED COST (RS)	REIM'ABLE COST (\$)

LT WORK ORDERS						

49	QUETTA	BLOCK NO.4 SAT/TOWN	90080005	103	88.948	1,711
50	QUETTA	FEDERAL CLY QTA.CANTT	9108051	103	171.183	2,500
51	QUETTA	KILLI SHAHNAWAZ P-I	9108055	103	103.985	1,859
52	QUETTA	SAYAL MOH.BEL PAT	9108017	103	45.060	877
53	QUETTA	KAKAR COLONY	9108030	103	41.663	931
54	QUETTA	KILLI LAJWAR (K/SAIDAN)	9108070	103	121.100	1,828
55	QUETTA	GHARIBABAD SIBI	9108028	103	182.707	2,483
56	QUETTA	NAZIR MOHALLAH DMJ	9108016	103	80.706	1,162
57	QUETTA	ARBOSEEN LORALAI	9108026	103	93.861	1,801
58	QUETTA	MADRASSA ROAD	9108064	103	222.140	2,820
59	QUETTA	OLD TEMPLE DERA DMJ	9108012	103	139.886	2,136
60	QUETTA	ALLAHABAD	9108015	103	241.979	3,618
61	QUETTA	KILLI KHALIQABAD	9108013	103	94.790	1,443
62	QUETTA	NR N/BANK DALBANDIN	9108099	103	154.491	1,946
63	QUETTA	KABARI BAZAR LORALAI	9108027	103	138,668	2,177
64	QUETTA	MAIN ROAD DHADAR	9108014	103	114,686	2,048
65	QUETTA	MAIN SARIAB ROAD	9108058	103	93,844	1,569
66	QUETTA	SHAHRA-E-IQBAL QUETTA	9108025	103	31,948	250
67	QUETTA	RAILWAY RD MUSLIM BAGH	9108029	103	273,721	3,076
68	QUETTA	MECONGY ROAD	9108074	103	29,992	320
T O T A L =					6,820,307	97,139