

# 2019-20 Liberia DHS

## Demographic and Health Survey



### Sinoe

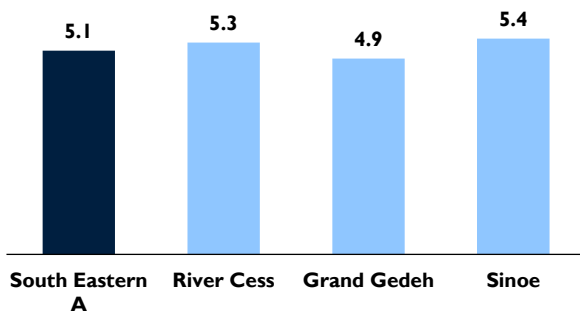
	Sinoe	Liberia total
<b>Characteristics of Households and Respondents</b>		
Households with access to an improved source of drinking water (%)	66	85
Households with improved sanitation (%)	23	47
Women age 15-49 with no formal education (%)	36	31
Men age 15-49 with no formal education (%)	13	13
<b>Fertility and Family Planning</b>		
Total fertility rate (number of children per woman)	5.4	4.2
Use of any method of family planning (% of married women age 15-49)	39	25
Use of any modern method of family planning (% of married women age 15-49)	39	24
Unmet need for family planning <sup>1</sup> (% of married women age 15-49)	22	33
Demand for family planning satisfied by modern methods (% of married women age 15-49)	64	41
<b>Maternal and Child Health</b>		
Births delivered in a health facility (%)	74	80
Births assisted by a skilled provider <sup>2</sup> (%)	77	84
Women age 15-49 with a postnatal check during the first 2 days after birth (%)	86	80
Births with a postnatal check during the first 2 days after birth (%)	80	76
Children age 12-23 months with all basic vaccinations <sup>3</sup> (%)	27	51
Children age 12-23 months with all age-appropriate vaccinations <sup>4</sup> (%)	17	39
Neonatal mortality <sup>5</sup> (deaths per 1,000 live births)	65	37
Infant mortality <sup>5</sup> (deaths per 1,000 live births)	112	63
Under-5 mortality <sup>5</sup> (deaths per 1,000 live births)	144	93
<b>Nutrition</b>		
Children under 5 who are stunted (%)	30	30
Children under 5 who are wasted (%)	2	3
Children under 5 who are overweight (%)	4	4
Children under 5 who are underweight (%)	9	11
<b>Malaria</b>		
Household population with access to an insecticide-treated net (ITN) (%)	45	40
Household population who slept under an ITN the night before the survey (%)	39	39
Pregnant women age 15-49 who received 3 or more doses of SP/Fansidar as intermittent preventive treatment during pregnancy (%)	43	40
<b>Domestic Violence and Female Genital Cutting</b>		
Women age 15-49 who have ever experienced physical violence since age 15 (%)	68	60
Women age 15-49 who experienced physical violence in the last 12 months (%)	48	33
Women age 15-49 who have ever experienced sexual violence (%)	12	9
Women age 15-49 who experienced sexual violence in the last 12 months (%)	8	5
Ever-married women age 15-49 who have ever experienced emotional, physical, or sexual violence committed by their most recent husband/partner (%)	72	55
Ever-married women age 15-49 who have experienced emotional, physical, or sexual violence committed by any husband/partner in the last 12 months (%)	65	46
Prevalence of female genital cutting among women age 15-49 who have heard of female genital cutting (%)	5	38

1. Currently married women who do not want any more children or want to wait at least two years before their next birth but are not currently using a method of family planning. 2. Skilled provider includes doctor, nurse, midwife, or physician's assistant. 3. Basic vaccinations include BCG, measles, three doses each of DPT-HepB-Hib and polio vaccine (excluding polio vaccine given at birth). 4. Age-appropriate vaccinations include BCG, three doses of DPT-HepB-Hib, four doses of oral polio vaccine and one dose of inactivated polio vaccine, three doses of pneumococcal vaccine, two doses of rotavirus vaccine, and one dose of measles and yellow fever vaccine. 5. County-level childhood mortality rate estimates are for the 10-year period before the survey and national level childhood mortality rate estimates are for the 5-year period before the survey.

# South Eastern A: Key Indicators from the 2019-20 LDHS

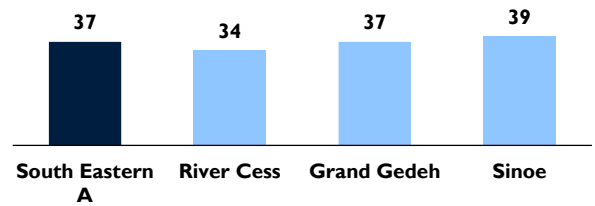
## Total Fertility Rate

Average number of live births per woman age 15-49



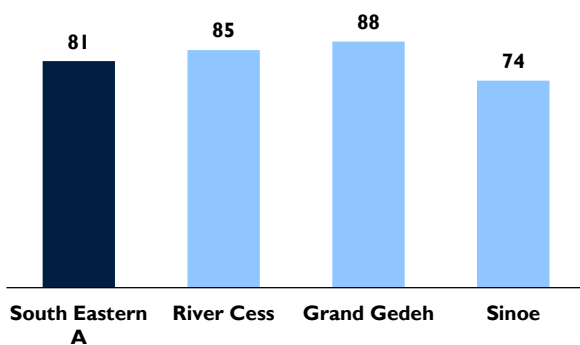
## Use of Modern Methods of Family Planning

Percent of married women age 15-49 using a modern method of family planning



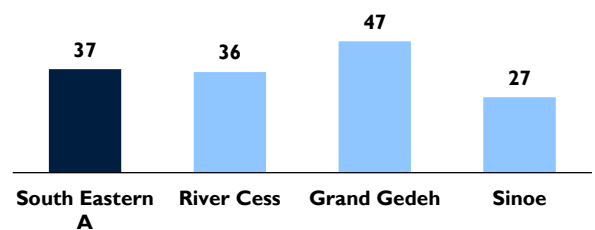
## Delivery in a Health Facility

Percent of live births in the 5 years before the survey delivered in a health facility



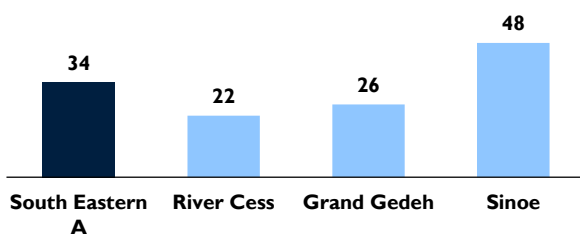
## Basic Vaccination Coverage

Percent of children age 12-23 who received all basic vaccinations



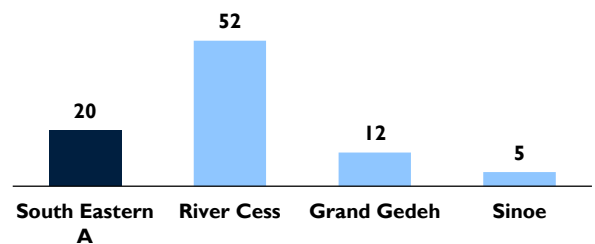
## Recent Physical Violence

Percent of women age 15-49 who experienced physical violence in the 12 months before the survey



## Female Genital Cutting (FGC)

Among women age 15-49 who have heard of FGC, percent who have been circumcised



The 2019-20 Liberia Demographic and Health Survey (2019-20 LDHS) was implemented by the Liberia Institute of Statistics and Geo-Information Services (LISGIS). Data collection lasted from October 2019 to February 2020. Funding for the 2019-20 LDHS was provided by the United States Agency for International Development (USAID). Additional funding was provided by the United States Centers for Disease Control and Prevention (CDC), the United Nations Population Fund (UNFPA), UNICEF, the Embassy of Ireland (Irish Aid), the United Nations Development Programme (UNDP), the World Health Organization (WHO), UN Women, and the Global Alliance for Vaccine and Immunization (GAVI). ICF provided technical assistance through The DHS Program, a USAID-funded project providing support and technical assistance in the implementation of population and health surveys in countries worldwide.



Additional information about the 2019-20 LDHS may be obtained from the Liberia Institute of Statistics and Geo-Information Services (LISGIS), Statistics House, Capitol Hill, P.O. Box 629, Monrovia, Liberia; telephone: +231 886 560 435/+231 770 129 883; internet: [www.lisgis.net](http://www.lisgis.net).

Information about The DHS Program may be obtained from ICF, 530 Gaither Road, Suite 500, Rockville, MD 20850, USA; telephone: +1-301-407-6500; fax: +1-301-407-6501; email: [info@DHSprogram.com](mailto:info@DHSprogram.com); internet: [www.DHSprogram.com](http://www.DHSprogram.com).

