



English Primary 2 Pupil's Book



English Primary 2 Pupil's Book



Authors

- Catherine Katuura
- Maureen Mutesi
- Mary Assumpta Kayirangwa

Advisors

- Nehemiah Bacumuwenda
- Emeritha Muhongwanseko

Illustrations

- Seif Bizimana
- Dolph Banza
- Jean de Dieu Munyurangabo

Desktop Publishers

- James Kalisa
- Eric M. Sibomana
- Jean Pierre Twizeyimana

Editor

Agnes Mukagatete

Textbook Approval Committee (TAC)

Dr. Joyce Musabe

Dr. Jacques Kayigema

Mr François Rwambonera

Dr. Faustin Habineza

Others who attended the TAC session

Alexis Nshimiyimana

Abaganwa Gahongayire Immaculate

© 2015 Rwanda Education Board.

The Rwanda Education Board holds the copyright for the materials in this collection.

This publication is made possible by the support of the American people through the United States Agency for International Development (USAID). The contents are the responsibility of Education Development Center (EDC) and do not necessarily reflect the views of USAID or the United States Government.

Foreword

The present book “English Primary 2, Pupil’s Book” was produced in 2015 by REB and funded by the United States Agency for International Development (USAID) through the Literacy, Language and Learning Initiative (L3). The aim of this book is to enhance the English language culture among Primary 2 children during their lower level of primary education. This will allow them to grow up with the language skills that are fundamental for quality education, including reading, writing, listening and speaking.

This book will help learners acquire the above English language skills, which will be developed progressively through exercises that are found in each lesson. The book was written following an approach that progresses from simple to more complex concepts and vocabulary during the learning process. This approach will help the learner in his/her daily learning activities and situations as he/she develops effective English language skills and knowledge.

The book was written based on research carried out in education on effective teaching and learning with learner-centered methodologies that encourage children to actively read, write, listen and speak.

It is hoped that children who will learn how to use this book will grow up having basic English language skills and knowledge, which hopefully they will be able to apply in their environment and surroundings.

It is in this regard that people with various English language education capabilities and specialties were involved in the design and development of this book to ensure its success in contributing to teaching and learning inside and outside of the classroom.

We therefore sincerely thank all of the people who have participated in the writing and editing of this book. They are meant to help children to develop English language skills at the early stage of their learning process. We also request people who read this book to give their ideas for its improvement for the eventual benefit of its future users.

Gasana I. Janvier



























Director General of Rwanda Education Board (REB)

Contents


Foreword.....	iii
Alphabet chart.....	vi
Unit 1: Greetings, introductions and talking about school.....	1
The Bat and the Cat.....	7
Nan and the Van.....	11
Ben and his Hen.....	16
Unit 2: Sports	21
We Like to Play.....	24
Zet and the Net.....	29
In the Bin.....	34
The Big Pig.....	39
Dot Can Hop.....	44
A Frog and a Dog.....	49
Unit 3: What time is it?.....	54
Describing the time of the day.....	56
Jill and the Frog.....	62
Pug the Pup.....	67
This and That.....	73
Unit 4: Food Stuffs	78
Food Stuffs.....	80
Chad the Chimp.....	82
How to Cook Rice.....	88
Trish and the Dragon.....	94

Unit 5: Story telling	100
Stan and the Skunk.....	103
Unit 6: Family members	108
Sing for the King	113
Books.....	118
Ants in My Pants.....	122
Duck and the Rock	129
Unit 7: Weather	133
Describing the weather	134
The Rainy Day.....	135
Unit 8: Animals, Birds and Insects.....	140
Snake and Ape.....	145
Unit 9: Mathematics	149
Mathematics.....	150
Steve and the Sheep.....	154
Hope and the Roses.....	159
A Goat on a Boat	164
Unit 10: Talking about past events	170
Practice: a e i o u oo ee ou th sh ch st	171
Class survey	172
Star Light, Star Bright	173
Talking about future events	177


Alphabet chart

A apple 	B bat 	C cap 	D dog 	E elephant 	F fan 
G goat 	H hat 	I ink 	J jar 	K key 	L lion 
M monkey 	N nest 	O octopus 	P pen 	Q queen 	R rat 
S sun 	T turtle 	U umbrella 	V vase 	W window 	X x-ray 
Y yam 	Z zipper 				

Unit 1: Greetings, introductions and talking about school



Introductions



The alphabet song

a b c d e f g h i j k l m n o p
q r s t u v w x y z

Now, I know my ABCs.

Next time won't you sing with me?

Talking about oneself

We use capital letters at the start of the sentence.
We use capital letters for the names of places.
Examples: Kigali, Zaza, Musanze, Muhanga.


1. Write about yourself.

Hello.

My name is _____.

I am ____ years old.

I live in _____.



2. Write the small letters for these capital letters.

A	B	D	E	F	H	M	N	R	T	F	K	J	L	P

3. Write the age and draw the candles.

a.



a. I am _____ years old.

b.



b. I am _____ years old.

c.



c. I am eight years old.

d.



d. I am seven years old.

School subjects

The letters a e i o u are called vowels.

1. Look at the pictures. Write the missing vowels.



sc__nc__



m_s_c



_ngl_sh



s_c__l st_d__s



m_th_mat_cs



_rt



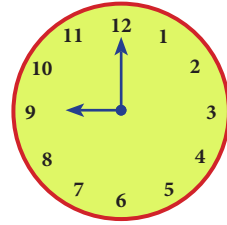
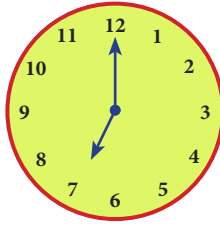
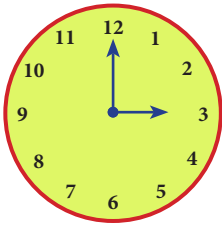
K_ny_rw_nd__



sp_rts

School timetable

1. Tell the time



It is ___ o'clock. It is ___ o'clock. It is ___ o'clock.

2. Read the school timetable.

7:20	English
8:00	Kinyarwanda
8:40	Mathematics
9:20	Break-time
9:30	Art
10:20	Music
11:00	Physical Education (Sports)
11:40	Social Studies
12:20	Lunch

3. Answer these questions.

- What time is English?
- What time is Kinyarwanda?
- What time is break-time?
- What time do classes start?
- What time do we have lunch?

Read the dialogue

Practise greeting your teacher and classmates in English.

Remember to smile and wave.

Pupil 1: Good morning.

Pupil 2: Good morning.

Pupil 1: How are you?

Pupil 2: I am fine, thank you.
How are you?

Pupil 1: I am fine, thank you.

Pupil 1: What is your name?

Pupil 2: My name is John.
What is your name?

Pupil 1: My name is Mutoni.

Pupil 2: Nice to meet you, Mutoni.

Pupil 1: Nice to meet you John.



The Bat and the Cat



The bat



The cat

The cat is fat.



The hat is on the cat.



The hat is on the bat.
The bat is on the hat.



The bat is on the fat cat.



The bat and the cat are on the mat.

Exercises

1. Answer the questions.

- a. Who is in the story?
- b. Who is fat?
- c. Where is the hat?
- d. Where is the bat?
- e. Who is on the mat?
- f. Do cats and bats wear hats?

2. Complete the sentences with these words:

mat bat cat fat hat

- a. The cat is _____.
- b. The bat sat on a _____.
- c. The _____ sat on the _____.
- d. The ___ and _____ sat on a mat.

3. Write yes or no.

- a. The cat is fat.
- b. The hat is on the rat.
- c. The bat sat on the cat.
- d. The cat sat on the bat.
- e. The bat and the cat are on the mat.

Nan and the Van



Nan



Nan and Dan



The van



The fan is on the van.



The pan is on the van.



The can is on the van.



Can Nan get to the van?



Yes! Nan stops the van.

Exercises

1. Answer the questions.

- Who is in the story.
- What is on the van?
- Who ran after the van?
- Who stopped the van?
- Where were Nan and Dan going?

2. Fill in the blanks with these words:

Can van on pan

- Nan and the _____.
- The _____ is on the van.
- The can is _____ the van.
- _____ Nan get the van?


3. Write the missing letter in each word.



_ pple



_ ook



_ ouse



_ lephant

Ben and his Hen



This is Ben.


This is his hen.



Ben has ten friends.



Ben has ten pet hens.
Ben feeds ten hens.



Ben likes to draw.
Ben draws a hen.



It is wet.

Ben and the hens are in the den.

1. Answer the questions.

- a. Who is in the story?
- b. What does Ben like?
- c. How many pens has Ben?
- d. How many hens has Ben?
- e. Where is Ben?

2. Find and write the words that rhyme with 'Ben'.

Exercises

3. Complete the sentences with these words:

pet hens draws ten friends

- a. Ben likes _____.
- b. Ben and the _____ hens are in the den.
- c. Ben has _____ hens.
- d. Ben _____ a hen.

4. Make new words.

Choose from the letters in the box.

b c f m t r h s p B

hen	cat	van
_en	_at	_an
_en	_at	_an
_en	_at	_an
_en	_at	_an

Review

Answer the questions about the pictures.

1. a. How many children are in the picture?
b. How many boys?
c. How many girls?

1.



2. a. What do you see in this picture?
b. Where are the children going?

2.



3. a. What are the girls saying?
b. Where are they going?

3.



4. a. What is the boy saying?
b. Where is the girl going?

4.



5. a. Where are the people in the picture?
b. What is the teacher saying?

5.



Unit 2: Sports

1. Talk about the pictures.



He is dancing.



She can clap.



He can throw.



She can catch.



Does he like to skip?
Yes, he does.

2. Write the missing letters.

a _ c _ e _ g _ i _ k _ m _
o _ q _ s _ u _ w _ y _

a _ _ d _ _ h _ j _ l _ _
_ p _ _ _ t _ _ w _ _ z

Sports

1. Read the sentences.



Does she like to run?
No, she likes to swim.



Does he like to ride a bike?
No, he doesn't.



She can play football.
She can't swim.



I can ride my bike.



We can play hopscotch.

Exercises

1. Finish the sentences.

a. She can _____.



b. He can _____.



c. She likes to _____.



d. I can _____.



e. We can _____.



f. She can't _____ a car.



2. Answer the questions.

a. What time is it?



b. What is your name?

c. Where do you live?

d. Can you swim?



e. a b c d _ f g _ i j k _ m n o p _ r s _ u v w x _ z.

f. Do you like Kinyarwanda?

g. Draw a boy running.

h. Draw a girl playing football.

We Like to Play



We can run.




We can swim.




We can play football.



We can play hide-and-seek.



We can play hopscotch.



We can play volleyball.



We can play basketball.



We like to play sports and games.

Exercises

1. Answer the questions.

- a. What games can the children play?
- b. What games do you play at school?
- c. Why is it good to play games?
- d. How do you play hide-and-seek?
- e. What sports do you play at school?

2. Write sentences using the words below:

football volleyball jump
swim basketball hopscotch

3. Unscramble these sentences.

- a. Ben run can fast.
- b. hopscotch We play can.
- c. run We can.
- d. We play like to games.

Zet and the Net



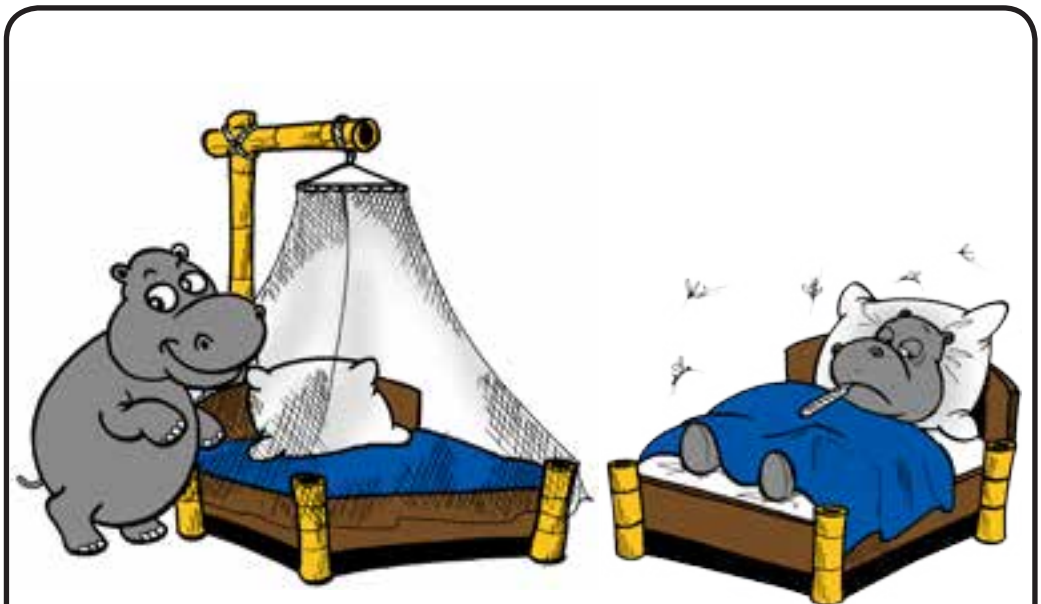
This is Zet. He is at home.



This is his dad. He is big.



It is wet. It is raining.



Dad has a net. Zet has no net.



“Get a vet! Zet is sick,” says Dad.



The vet is going to their house.



“Zet, get a net!” says the vet.



Dad and Zet have nets.
They are happy.

Exercises

1. Answer the questions.

- a. Who has a net?
- b. Why is Zet sick?
- c. Who calls the vet?
- d. Find the words that rhyme with 'net'.

2. Complete the sentences:

- a. This is _____ dad.
- b. It _____ wet.
- c. Zet has _____ net.
- d. Dad and Zet _____ nets.
- e. Zet get a _____!

3. Draw pictures for these words.

car cat cap
dog bed hen
net van fan

In the Bin



This is a big tin bin.



A big rat is in the bin.
It is eating food.



Now, a fat cat is in the bin.
The rat runs away.



The cat hits the rat.



The rat hits the cat.



The cat runs away too.



The rat wins.
The rat is happy.

Exercises

1. Answer the questions.

- Where is the rat?
- Where is the cat?
- Who runs away?
- Who wins?
- What words rhyme with 'tin'?
for example, pin.

2. Complete the sentences with these words:

runs big hits rat tin

- The cat ____.
- A ____ rat is in the bin.
- The rat ____ the cat.
- The ____ wins
- This is a big ____ bin.

3. Write a or i



_nt



p_n



p_g



m_p



f_n



p_n



r_t

6

s_x

The Big Pig



This is Will.

Will is a pig. He is happy.



This is Bill.

Bill is a big pig. He is dirty.



Will is thin.



Will can dig.
He is digging for food.



Bill is fat. He eats a lot of food.



Bill likes to sit.
Bill cannot dig. He is lazy.



What a big pig!



Bill sits on Will.
Poor Will!

Exercises

1. Answer the questions.

- What are the names of the pigs?
- Who is thin? Why?
- Who is fat? Why?
- What words rhyme with 'pig'?

2. Complete the sentences with these words:

pig is big dig sits

- This _____ Will.
- Bill is a _____.
- Will can _____.
- What a _____ pig!
- Bill _____ on Will.

3. Write the initial sound




t




—



—



—



—



—



—



—

Dot Can Hop



Dot likes to play.

Dot likes to hop over the mop.



Dot is hot.

Dot likes the fan.



Pop likes the fan.
He is not hot.



Dot likes to hop over Pop.



Dot hops over the pot.
Oh no!



The pot is hot.



Now, Dot is hot.



“Stop!” says Pop.

“Do not hop over hot pots!”

Exercises

1. Answer the questions.


- What is the girl's name?
- What does she like to do?
- Where does she hop?
- What does Pop say?
- Why is it bad to hop over the hot pot?

2. Complete the sentences with these words:

hot is Do not hop

- Dot ___ not hot.
- Pop is ___.
- ___ not hop over hot pots!
- Dot likes to ___ over Pop.
- The pot is ___.

3. Write a, e or i.



h_n



m_p



t_n



t_p

A Frog and a Dog



This is a log.



This is a frog.



The frog sits on the log.



This is a dog.
The dog likes to jog.



The frog likes to hop.
Hop, frog, hop!



The dog likes to jog.
Jog, dog, jog!



The frog hops on the dog.
The dog hops over the log.



Now, the dog and the frog like to jog.
They are good friends.

Exercises

1. Answer the questions.

- Who is in the story?
- Where does the frog sit?
- What does the dog like to do?
- Who hops on the dog?
- Where will the dog and the frog go?

2. Complete the sentences with these words.

log dog jog frog on

- The dog likes to _____.
- The frog sits on the _____.
- The _____ likes to hop.
- The frog hops on the _____.
- Now, the _____ and the _____ like to jog.

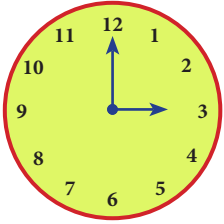
3. Finish the words. Choose letters from the box.

n g t m p

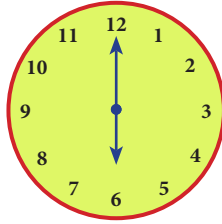
ho_ pi_ cu_ ta_ fa_ si_
ca_ ma_ ra_ ba_ ne_ bi_

Unit 3: What time is it?

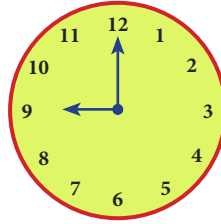
Read and write the time.



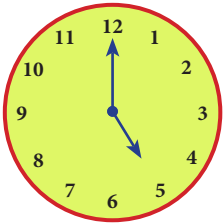
It is 3 o'clock.



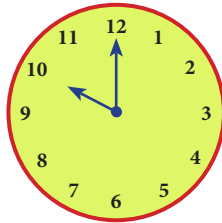
It is 6 o'clock.



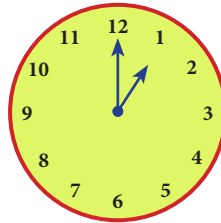
It is 9 o'clock.



It is _____.



It is _____.



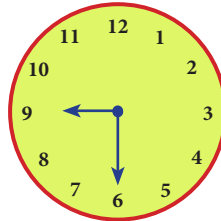
It is _____.



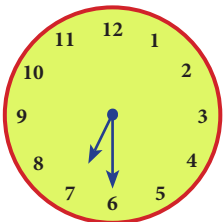
half past two



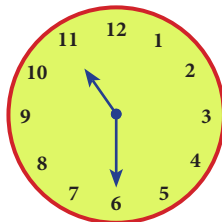
half past four



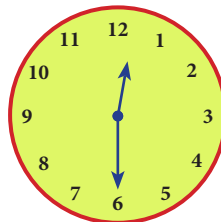
half past nine



It is _____.



It is _____.



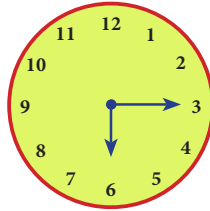
It is _____.

What time is it?

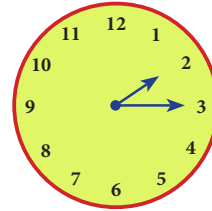
Read and write the time.



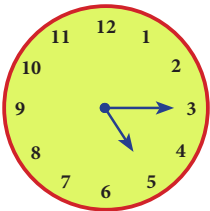
quarter past four



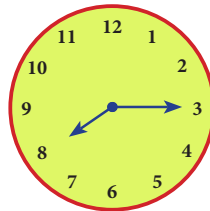
quarter past six



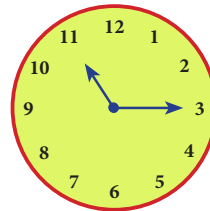
quarter past two



It is _____.



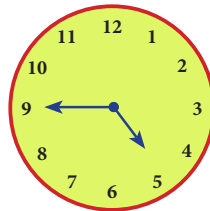
It is _____.



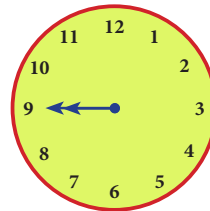
It is _____.



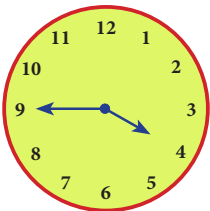
quarter to two



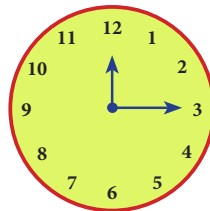
quarter to five



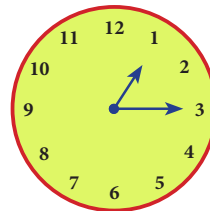
quarter to nine



It is _____.



It is _____.



It is _____.

Daily routines

Read about Keza's day.




I wake up at 6 o'clock.



I go to school at 7 o'clock.



I read at 4 o'clock.



I eat my dinner at 6 o'clock.



I wash the plates at half past six.

Daily routines

1. Complete the sentences.



I _____ at _____.



She _____ at _____.



She _____ at _____.



I _____ at _____.



She _____ at _____.

goes to school wake up goes to bed
reads wash the plates

Daily routines

2. Match the time with the sentence.



We eat our dinner at 6 o'clock.



They do their homework at 4 o'clock.



She goes to school at 7 o'clock.



I wash the plates at half past 6.

3. Write the missing letter in each word.



pi_



va_



su_



lo_



ca_



lam_



te_



fa_

Days of the week

There are seven days in a week.

Monday, Tuesday, Wednesday, Thursday, Friday, Saturday and Sunday.

The first letter of each day of the week is always a capital letter.

1. Unscramble the words

o M y d n a

T d u e a y s

n y W d s e e a d

y u h d s r a T

a i r d F y

u a S r y a d t

n a S y d u

2. What is next?

a. Monday, Tuesday, _____.

b. Wednesday, Thursday, _____.

3. Write these days correctly.

monday

wednesday

tuesday

sunday

saturday

friday

Months of the year

There are twelve months in the year.

January

Mo	Tu	We	Th	Fr	Sa	Su
			1	2	3	4
5	6	7	8	9	10	11
12	13	14	15	16	17	18
19	20	21	22	23	24	25
26	27	28	29	30	31	

February

Mo	Tu	We	Th	Fr	Sa	Su
						1
2	3	4	5	6	7	8
9	10	11	12	13	14	15
16	17	18	19	20	21	22
23	24	25	26	27	28	

March

Mo	Tu	We	Th	Fr	Sa	Su
30	31					1
2	3	4	5	6	7	8
9	10	11	12	13	14	15
16	17	18	19	20	21	22
23	24	25	26	27	28	29

April

Mo	Tu	We	Th	Fr	Sa	Su
		1	2	3	4	5
6	7	8	9	10	11	12
13	14	15	16	17	18	19
20	21	22	23	24	25	26
27	28	29	30			

May

Mo	Tu	We	Th	Fr	Sa	Su
				1	2	3
4	5	6	7	8	9	10
11	12	13	14	15	16	17
18	19	20	21	22	23	24
25	26	27	28	29	30	31

June

Mo	Tu	We	Th	Fr	Sa	Su
1	2	3	4	5	6	7
8	9	10	11	12	13	14
15	16	17	18	19	20	21
22	23	24	25	26	27	28
29	30					

July

Mo	Tu	We	Th	Fr	Sa	Su
		1	2	3	4	5
6	7	8	9	10	11	12
13	14	15	16	17	18	19
20	21	22	23	24	25	26
27	28	29	30	31		

August

Mo	Tu	We	Th	Fr	Sa	Su
31					1	2
3	4	5	6	7	8	9
10	11	12	13	14	15	16
17	18	19	20	21	22	23
24	25	26	27	28	29	30

September

Mo	Tu	We	Th	Fr	Sa	Su
	1	2	3	4	5	6
7	8	9	10	11	12	13
14	15	16	17	18	19	20
21	22	23	24	25	26	27
28	29	30				

October

Mo	Tu	We	Th	Fr	Sa	Su
			1	2	3	4
5	6	7	8	9	10	11
12	13	14	15	16	17	18
19	20	21	22	23	24	25
26	27	28	29	30	31	

November

Mo	Tu	We	Th	Fr	Sa	Su
						1
2	3	4	5	6	7	8
9	10	11	12	13	14	15
16	17	18	19	20	21	22
23	24	25	26	27	28	29
30						

December

Mo	Tu	We	Th	Fr	Sa	Su
	1	2	3	4	5	6
7	8	9	10	11	12	13
14	15	16	17	18	19	20
21	22	23	24	25	26	27
28	29	30	31			

Months of the year

The first letter of each month of the year is always a capital letter.

For example: **M**ay, **J**une, **J**uly.

1. Write these months correctly.

february

april

june

august

october

december

2. Write these sentences correctly.

a. We have science on wednesday.

b. On monday we go to school.

c. We do not go to school in august.

d. january is the first month in the year.

e. It is my birthday on sunday.

3. Underline the capital letters.

a. My birthday is in March.

b. Dad's birthday is in July.

c. I read a book on Tuesday.

d. School is closed on Saturday and Sunday.

Jill and the Frog




Hello, I am Jill.



This is my frog.



My frog can hop.
He hops on the path.



He hops on the grass.



He hops to class.



My frog is sick.
He cannot hop. I am sad.



Then he gets up.
He can hop.



I am glad.
My frog is happy.

Exercises

1. Answer the questions.

- a. Who is in the story?
- b. Where does the frog hop to?
- c. Why is Jill sad?
- d. Do you have a pet?
- e. Would you like a pet frog?

2. Complete the sentences with these words:

hops frog glad can Jill

- a. This is my _____.
- b. My frog _____ hop.
- c. He _____ on the grass.
- d. I am _____.
- e. Hello, I am _____.

3. Write 'yes' or 'no'

- a. The girl's name is Jill. _____
- b. Her frog can hop. _____
- c. The frog hops on the path. _____
- d. The frog hops on the bed. _____
- e. The frog is not sick. _____

Pug the Pup



My name is Ben.
This is my pup.




His name is Pug.
Pug is playing with the ball.




“The bus is coming!” says Pug.



Pug is running after the bus.



Pug jumps onto the bus.



Pug is on the bus.



“Stop that bus!” says Ben.



“Stop that bus!” says Ben.
“Mum, get my pup!” says Ben.



The bus stops.

Mum picks up Pug from the bus.



Ben hugs his pup.

“Do not run after the bus,” he says.

Exercises

1. Answer the questions.










- Who is in the story?
- What does Pug do?
- Where does Pug go?
- Who gets Pug from the bus?
- Do you have a pet?
- What pet do you have?

2. Complete the sentences using these words:

is ball Pug that hugs

- Pug is playing with the _____.
- His name is _____.
- Pug _____ on the bus.
- “Stop _____ bus!” says Ben.
- Ben _____ his pup.

3. Make word families.

hat	win	hop
 mat	 _in	 _op
 _at	 _in	 _op
 _at	 _in	 _op

This and That



Hi Jane!

Hi Beth! What is that?




You will see!



Let us go to the shop.



I want that ship.



Let us go to the pond!



I want this shell.



I want this fish.



Look at this!

Exercises

1. Answer the questions.








- Who is in the story.
- What does Beth want?
- Where do they go?
- What do they see?
- What do they find at the pond?
- What does Beth do with the fish?

2. Complete the sentences with these words.

that shell this dish shop

- Let us go to the _____.
- I want that _____.
- I want _____ ship.
- I want this _____.
- I want _____ fish.

3. Make word families.

gap	den	pan
 _ap	 _en	 _an
 _ap	 _en	 _an
 _ap	 _en	 _an

Unit 4: Food Stuffs

Can you name these foods?



Exercises

Match the picture with the correct sentence.



John likes milk.



My father likes carrots.



She does not like avocado.



We eat rice for dinner.



The beans are red.



We eat potatoes for lunch.



I eat bananas in the morning.

Food Stuffs

1. Hirwa and Kirabo talk about their mealtimes.

When do you have breakfast?

I have breakfast in the morning.

What do you have for breakfast?

I drink milk and eat porridge.



When do you have dinner?

I have dinner at 6 o'clock.

What do you have for dinner?

I drink water. I eat rice and beans.



When do you have lunch?

I have lunch at half past 12.

What do you have for lunch?

I drink water. I eat fruit.

2. Answer the questions.

- What does Hirwa eat for breakfast?
- What does Kirabo eat for dinner?
- What do you like to eat?

3. Draw a plate with your favourite foods.

Finish the sentence:

I like _____.

Exercises

Ask your partner

a. Do you like bananas?

b. What time do you eat dinner?

I eat _____

c. What day is it today?

It is _____

d. What month is it?

It is _____

e. Draw:

My favourite

food

drink

sport

f. What time do you go to school?

g. Draw:

a fruit

a vegetable

a cereal

Chad the Chimp



Chad is a chimp.
He is funny.



He is hungry.
He wants bananas.



“What is for lunch?” asks Chad.
“Where can I find bananas?”




Chad sees lunch.



Does Chad like chips? No.



He does not like chips.



Does Chad like chicken? No.



He does not like chicken.



What does Chad like?



Chad likes bananas.
He is happy.

Exercises

1. Answer the questions.

- a. Who is Chad?
- b. Why does Chad want lunch?
- c. Does Chad like chicken?
- d. What does Chad like?

2. Complete the sentences.

- a. _____ is hungry.
- b. What does Chad _____ ?
- c. Chad _____ not like chicken.
- d. Chad is a _____.

3. Read and match.

- a. A jug of milk
- b. A loaf of bread
- c. A spoon of sugar
- d. A glass of water
- e. A jar of honey



How to Cook Rice



Cooking rice is simple.
First, find a big wide pot.



Next, put water in the pot.



Then, put the pot on the hot fire.



After that, clean the white rice.



Put the rice in the hot water.



Then, stir the rice in the pot.



Cook the rice for twenty-five minutes.



Next, try a bite. The rice is cooked!



It is time to eat.




I like cooking rice.

Exercises

1. Answer the questions.

- How long does it take to cook rice?
- What do you need to cook rice?
- Do you like cooking rice?
- What do you like to cook?

2. Match the correct word to each picture.



bike

bite

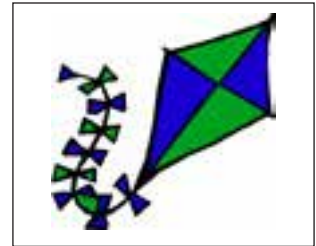
boat



fire

five

fine



time

kite

bite



fine

fire

five



fine

nine

line

Trish and the Dragon



Trish wants to sleep.
She is tired.



A drum goes bang, bang.

BANG!
BANG!



Trish cannot sleep.



Trish says, "Shhhh! Please keep quiet."



A tap goes drip, drip.



Trish says, "Shhhh! Please keep quiet."




A truck goes vrrr, vrrr.



Trish says, "Shhhh! Please keep quiet."



A dragon says grrr, grrr.
Trish is scared.



She runs away.

Exercises

1. Answer the questions.

- a. Who is in the story?
- b. What does Trish hear?
- c. What goes grrr, grrr?
- d. What goes vrrr, vrrr?
- e. What does Trish say?
- f. What can you hear?

2. (a) Read the words.

goes to away sleep

(b) Complete the sentence with a word:

- a. A tap _____ drip, drip.
- b. Trish cannot _____.
- c. Trish wants _____ sleep.
- d. Trish goes _____.

3. Ask your partner and draw his/her answers.

- a. What sports do you like?
- b. What fruits do you like?
- c. What vegetables do you like?
- d. What drinks do you like?
- e. What colours do you like?

Unit 5: Story telling

Tell the story. Use the words in the box

fish net lake catch fishing

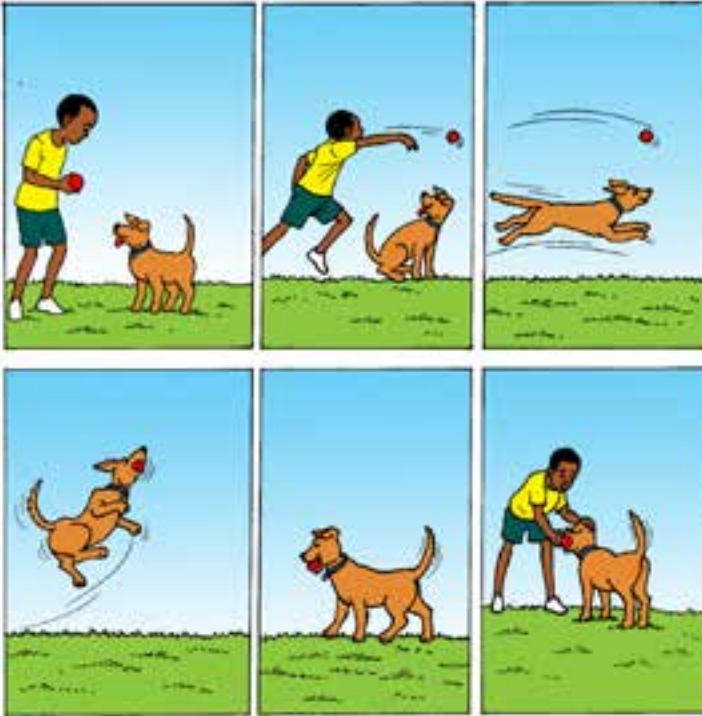


We use capital letters for people's names.
For example: Meg and Tom are friends.

1. Write these sentences correctly.
 - a. tom and keza like running.
 - b. hirwa and kirabo are in the park.
 - c. sam is playing with shema.
 - d. Today is ben's birthday.

Story telling

Tell the story.



We use a capital letter for the word 'I'.
For example: I like this book.

1. Circle the capital letter 'I' in each sentence.
 - a. I have a pup called pug.
 - b. Ann and I are at school.
 - c. I can hear the music playing.
2. Write the sentences correctly.
 - a. You and i can run.
 - b. i like drawing pictures.
 - c. Tom and i play hide-and-seek.

Story telling

Tell the story.



We put a full stop at the end of a sentence.

1. Write a full stop at the end of each sentence.
 - a. I like potatoes
 - b. Chad likes chicken
 - c. Dot likes to hop
2. Write capital letters and full stops.
 - a. my name is tom
 - b. we like to play games
 - c. today is monday

Stan and the Skunk



Stan is a small boy.
He goes for a swim.




He sees a small skunk.



The skunk is stuck in the bush.
Stan helps the skunk.



Stan brings it home.



Now the skunk likes Stan.



The skunk sits near Stan.
The skunk has a bad smell.



Now Mum is at the door.



“Stan, what stinks?” she asks.

Exercises

1. Complete the sentences using these words.







boy Now swim home

- a. Stan is a small _____.
- b. _____ the skunk likes Stan.
- c. Stan brings it _____.
- d. He goes for a _____.

2. Answer the questions.

- a. What is the boy's name?
- b. What was Stan doing?
- c. What was the skunk doing?
- d. Why did Stan take the skunk home?
- e. Was Mum happy? Why?

3. Write the correct initial sounds.

 tr br	 fl pl	 st tr
 st pl	 dr fl	 fr vr

Unit 6: Family members

1. Talk about the picture.



This is my family. We live in Musanze.

2. Complete the words:

f _ th _ r

br _ th _ r

unc _ e

au _ t

si _ t er

mot _ er

grandm _ ther grandfa _ her.

3. Write about your family.

- How many brothers and sisters do you have?
- How old is your mother?
- What does your father do?
- Do you have aunts and uncles?

Jobs

We use a question mark if the sentence asks a question.

For example: Where? What? Who? When? How?

1. Write a question mark at the end of each sentence.

- Where are you
- What is your name
- How are you
- What time is it

2. Talk about the pictures.



builder



carpenter



doctor



farmer





nurse

What do they do?

Write sentences using:





He is _____. She is _____.



teacher dentist taxi driver doctor pilot
fisherman baker builder chef nurse hairdresser
police officer

Household activities

1. Talk about the pictures.

<p>Monday</p>  <p>I make the bed.</p>	<p>Tuesday</p>  <p>I collect wood.</p>
<p>Friday</p>  <p>I fetch water.</p>	<p>Saturday</p>  <p>I cook dinner.</p>

2. Complete the sentences.

- On _____ Mary collects wood.
- On _____ Tom fetches water.
- On _____ Mary makes the bed.
- On _____ Tom cooks dinner.

Quiz

Complete the words using th sh ch st.



____ r o w



b a ____



____ i r t



____ a r



____ a i r



____ e e p



____ o v e



____ e s t



f i ____



____ o e s



m o u ____



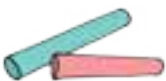
____ o p



____ e e s e



____ o u t



____ a l k



____ i n

Sing for the King



This is the king.
He likes to sing.



“I want a song,” says the king.



“Bring your things. Let us sing!” he says.



Clap your hands!



Ring your bell!



Bang your drum!



Tap your feet!



And sing, sing, sing!

Exercises

1. Answer the questions.

- What does the king like to do?
- What does the king want?
- What do the animals bring?
- What do you like about the story?

2. Read the words:

Tap your I This hands

Complete the sentence with a word.

- _____ is the king.
- Ring _____ bell.
- _____ want a song!
- Clap your _____.
- _____ your feet.

3. Write the story.

This is the _____.

He likes to _____.

“I want a _____,” says the king.

“_____ your things. Let us sing!” he says.

Books



I like books.
I read them at school.



I go to the library.
There are many books in the library.



Oh, look! Look at all the books!



I look at a cook book.
I look at a moon book.



Then I choose this book.



I like books. I read them at home too.

Exercises

1. Answer the questions.

- What does the boy want?
- Where does the boy go?
- What books are there?
- What book does the boy choose?
- What words rhyme with 'book'?

2. (a) Read these words.

read many all at

(b) Complete the sentence with a word.

- I want _____ books.
- I look _____ a cook book.
- I _____ books at school.
- Look at _____ the books.

3. Sort the words into long oo sounds and short oo sounds.

too	food	moon	cook	look
choose	cool	book	school	soon

Long sound

oo	_oo_
oo	__oo__
oo	_oo
__oo_	

Short sound

oo
oo
oo

Ants in My Pants



I see red ants.



I see black ants.



I see ants on the floor.



I see ants on the door.



I see ants in the class.



I see ants on my glass.



I see ants on the flag.



I see ants in my bag.



I see ants on the clock.



I see ants in my sock.



I see ants on the plants.



I see ants in my pants!

Exercises

1. Answer the questions.

- a. Name two colours in the story.
- b. Where does the boy see the ants?
- c. What words rhyme with 'ants'.

2. Read these words:

black I see on

Complete the sentence with a word.

- a. I _____ ants in my pants!
- b. I see _____ ants.
- c. I see ants _____ the flag.
- d. _____ see ants on the plants.

3. Read the questions. Write the answer.

- a. What is your name?
- b. Where do you live?
- c. What time do you go to school?
- d. Why do you go to school?

Duck and the Rock



Duck sees a rock.
She picks it up.




She brings it to her nest.



Duck hears peck, peck.
Duck looks at the rock.



Duck hears crack, crack. What is it?



It is not a rock.
It is a chick!





What good luck!

Exercises







1. Answer the questions.

- Who finds a rock?
- Where does the duck take the rock?
- What is inside the rock?
- Is the duck happy? Why?

2. Circle the correct word.

bex box bux 	ten ton tun 	net not nut 
---	--	---

3. Write the missing letter.

 h_n	 c_t	 w_b
 _nt	 p_g	 p_n

Unit 7: Weather



It is sunny.



It is rainy.




It is windy.




It is cloudy.

Describing the weather


1. What should you wear? Circle the thermometer that goes with each item of clothing.




a. Is it warm?




b. Is it cool?




c. Is it warm?



d. Is it cool?

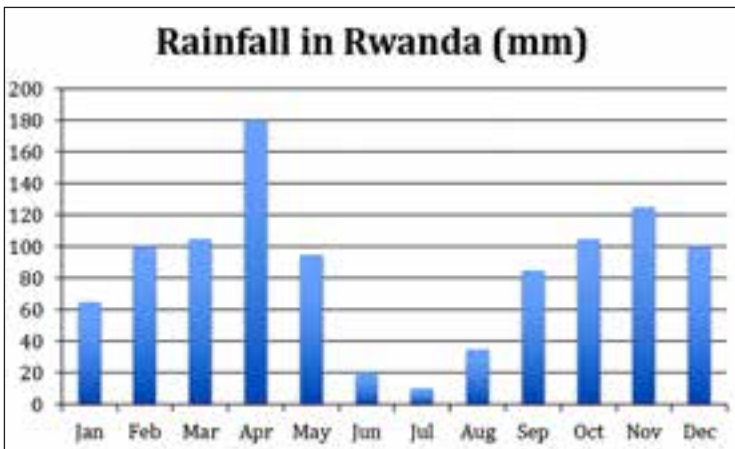


e. Is it warm?



f. Is it cool?

2. Read the graph and answer the questions.



a. What was the wettest month?

b. What was the driest month?

c. In what month would you plant seeds? Why?

The Rainy Day



Today it is rainy.
We want to play in the garden.



We ask Mum, "May we go out?"



Mum says, “No! Stay in. It is rainy.”



So we wait in our chairs.



We ask the maid, “May we play?”
But the maid says, “No! Stay in.”



So we wait on the stairs.



We ask Dad, “May we play?”
Dad says, “Okay! Get your coats.”



We get our coats.
We play in the rain.
We like playing in the rain.

Exercises

1. Answer the questions.

- a. What is the weather like?
- b. What do the girls want to do?
- c. What does Mum say?
- d. Where do the girls sit?
- e. What does the maid say?
- f. Do you like playing in the rain? Why?

2. Complete the sentence using these words.

So

No

Today

May

- a. _____ is rainy.
- b. _____ we wait in chairs.
- c. We ask Dad, “ _____ we play?”
- d. Mum says, “ _____ . Stay in.”

Unit 8: Animals, Birds and Insects

Can you name these animals?



Can you name these birds?



Can you name these insects?



Animals, Birds and Insects

1. Match the pictures with the correct name.



camel



lion



crocodile



gorilla



zebra



monkey



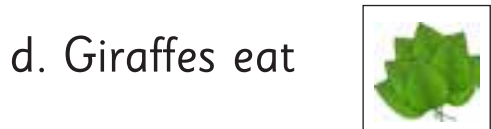
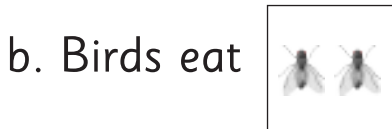
giraffe

2. What can animals do?

Complete the sentences with can or can't.


- a. Fish _____ swim.
- b. Spiders _____ fly.
- c. Monkeys _____ climb trees.
- d. Dogs _____ chase cats.
- e. Elephants _____ draw.

3. What animals eat? Complete the sentences.



Farm Animals

1. Name the animals in the picture?




2. Answer the questions.

- How many chicks are there?
- How many hens are there?
- How many cows are there?
- How many cats?
- Where is the horse?

3. Name the pictures. Write the first letter.

10



t

Exercises

1. Read about milk

We get milk from cows.

We get milk from goats too.

Milk is good for you.

Milk helps you to grow.

You can make cheese from milk.

You can make butter from milk too.

What colour is milk?



2. Answer the questions.

- From what animals do we get milk?
- Is milk good for you?
- How does it help you?
- What can we make from milk?
- Can you name any other animals?
- What colour is the cow in the picture?

3. Where do animals live?.

- The lion lives _____.
- The spider lives _____.
- The bee lives _____.
- The fish lives _____.

Exercises

Look at the picture.



1. Answer the questions.

- How many animals are in the picture?
- What colour is the rhino?
- What colour is the giraffe?
- What colour is the zebra?
- What is your favourite animal? Why?

2. Look at the pictures.

Describe what the animals are doing?




Snake and Ape



Snake bakes a big cake.



The cake is on a big plate.



The ape is at the gate.



Ape wants some cake.




“No, no, no, ape!”

“Do not take that cake!”



“This is my cake!” says Snake.



Snake is very late.
Snake goes to the gate.



Ape goes to the cake.
Ape takes the cake.

Unit 9: Mathematics

1. Read the numbers.

1	one	16	sixteen
2	two	17	seventeen
3	three	18	eighteen
4	four	19	nineteen
5	five	20	twenty
6	six	30	thirty
7	seven	40	forty
8	eight	50	fifty
9	nine	60	sixty
10	ten	70	seventy
11	eleven	80	eighty
12	twelve	90	ninety
13	thirteen	100	one hundred
14	fourteen	1000	one thousand
15	fifteen		

2. Write the missing numbers.

a. 3, 4, 5, 6, __, 8, 9, 10

b. 11, 12, 13, __, 15, __, 17, __, 19, 20

c. 20, 19, __, 17, 16, __, 14, __, 12, 11, 10

Mathematics

Talking about addition.

Four plus seven is eleven.

Three plus five equals eight.

What is four plus seven?

$$4 + 7 = 11$$

$$3 + 5 = 8$$

$$4 + 11 = ?$$

Talking about subtraction.

Seven minus four equals three.

Ten minus six equals four.

What is seven minus four?

$$7 - 4 = 3$$

$$10 - 6 = 4$$

$$7 - 4 = ?$$

Talking about multiplication.

Three times three equals nine.

Four times five is twenty.

What is three times one?

$$3 \times 3 = 9$$

$$4 \times 5 = 20$$

$$3 \times 1 = ?$$

Talking about division.

Ten divided by five is two.

Eight divided by two equals four.

What is ten divided by two?

$$10 : 5 = 2$$


$$8 : 2 = 4$$







$$10 : 2 = ?$$

Write yes or no

- One plus two is three.
- Seven minus two is six.
- Three times four is twelve.
- Ten divided by two is five.

Count the classroom objects.



 blue	<input type="text" value="4"/>	 pink	<input type="text"/>	 orange	<input type="text"/>
 yellow	<input type="text"/>	 green	<input type="text"/>	 red	<input type="text"/>

Mathematics Trail

Work in groups or pairs.

The answers to the following questions can be found in your classroom, school and playground.

1. My teacher's name is _____.
2. There are _____ pupils in my class.
3. There ___ boys and ___ girls in my class.
4. The time is now _____.
5. Today is _____.
6. There are _____ pupils in Primary 1.
7. There are _____ pupils in the school.
8. We have _____ books in the classroom.
9. There are _____ charts on the wall.
10. There are ___ trees growing in the playground.
11. There are _____ doors in the school.
12. There are _____ windows in the school.
13. We have _____ head teacher in our school.
14. We have _____ teachers in our school.
15. If 8 pupils are absent, ___ are present.
16. The number of desks in my class is _____.
17. The total number of legs on all the desks is _____.
18. My English book is _____ cm wide.
19. I can see _____ triangles in my classroom.
20. I can see _____ circles in my classroom.

Read the story

My name is Muhire. I am 10 years old.

I live in Rusizi with my mother, father, sister and brother.

There are 3 children in our family.

We have 20 cows and 10 goats.

I like taking care of the animals.

Our cows have 6 calves. The goats have 5 kids.



Answer the questions

- How many people are in Muhire's family?
- How many cows do they have?
- How many goats do they have?
- How many animals do they have?
- How many calves and kids do they have?

Steve and the Sheep



Steve can't sleep.
He needs help.



"Think of sheep," Mum says.



But he can't see sheep.
"Keep thinking," Mum says.



One, two, three...



Then Steve sees a sheep!



There are three sheep.
There is a green tree.



There is a queen bee.



At last, Steve is asleep!

Exercises

1. Answer the questions.


- Who is in the story?
- What does his mum tell him to do?
- What does he see near the green tree?
- Can you find words that rhyme with 'sleep'?

2. Complete the sentences using these words:

Think can't help One

- Steve _____ sleep.
- He needs _____.
- '_____ of sheep,' Mum says.
- _____, two, three.

3. Write the correct word.




green

greet



seen

seeds



sheep

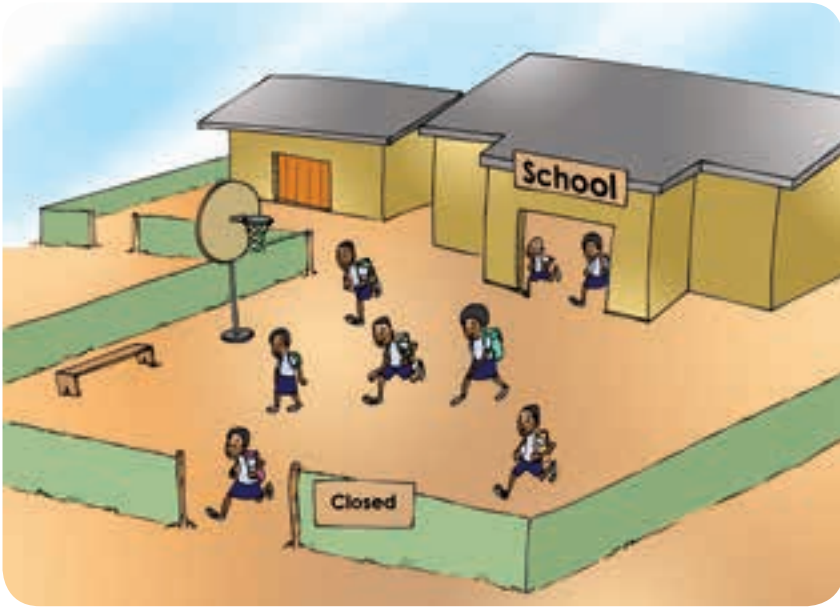
sheet



been

bee

Hope and the Roses



Hope was at home alone.
The school was closed.



She went out to the garden.



The roses looked bad.
The roses looked brown and dry.



Hope dug some holes.
She put the roses in the holes.



She got the hose.
She put water on the roses.



She picked up the stones.
She put the stones near the roses.



Hope woke up the next morning.
She went out to the garden.
The roses looked good.



Hope cut the roses.
She wrote a note.
She gave them to her mum.

Exercises

1. Answer the questions.







- Who is in the story?
- What is growing in the garden?
- What does Hope do?
- What does Hope give her mum?

2. Complete the sentence using these words:

She was went garden

- School _____ closed.
- She went out to the _____.
- _____ picked up the stones.
- She _____ out to the garden.

3. Complete the words

 r_s_	 st_n_	 ph_n_
 h_s_	 b_n_	 r_p_

A Goat on a Boat



I looked out of my window.
I saw a goat on my boat.



It was eating my pillow.



It was eating my soap.



It was eating my yellow coat.



“Goat, get off my boat!” I said.
“Stop eating my soap and coat.”



Stop eating my pillow.
Go back to the road.



Stop eating my book!
Go quick, Goat!



Oh no! The boat was getting low.



“Row, Goat, row,” I said.
“This boat is very low!”



The goat and I float.
We swim back to the road.

Exercises

1. Answer the questions.

- Where is the boy?
- What is the goat eating?
- Why does the boy chase the goat?
- Can you find the words that rhyme with 'boat'?

2. Complete the sentences:

- I _____ out of my window.
- Goat, get _____ my boat.
- I look out my _____.

3. Write oa or ow for each word.



g_ _t




wind_ _



pill_ _



c_ _t



elb_ _

Unit 10: Talking about past events


What did you do yesterday?

Draw and write about what you did yesterday.



Yesterday, I
swam in the
pool.











Practice: a e i o u oo ee ou th sh ch st



b _ _ k



_ _ a r



f r _ g



_ e e s e



b a _



g _ l f



s _ n g



_ _ r o w



l _ g s



h _ _ s e



v _ n



s l _ _ p



f _ _ t



s _ n











_ _ e e p



f i _ _

Class survey

Ask your friends some questions and write their answers.

		Pupil 1	Pupil 2	Pupil 3	Pupil 4
	What is your name?				
	Where do you live?				
	What is your favourite animal?				
	What is your favourite food?				
	What is your favourite drink?				
	What is your favourite sport?				
	What is your favourite book?				
	What is your favourite song?				

Star Light, Star Bright



Star light, star bright.
One star in the night.



High in the black night.
What a sight to see tonight!



Star light, star bright,
Thank you for your yellow light.



Now I may read my book tonight.



Good night, star bright.
It is time for me to rest tonight.



Sleep tight, good night.
See your light tomorrow night.

Exercises

1. Answer the questions.

- a. How many stars are in the sky?
- b. What colour is the night?
- c. What colour is the starlight?
- d. What words rhyme with 'light'?

2. Read these words:

Sleep black yellow

3. Complete the sentences using the words.

- a. _____ tight, good night.
- b. High in the _____ night.
- c. Thank you for your _____ light.

Talking about future events

What will you do tomorrow?

Draw and write about what you will do tomorrow?



I will ride my bike
tomorrow.

