




English

Primary 3

Pupil's Daily Reader



USAID
FROM THE AMERICAN PEOPLE

EDC Learning
transforms
lives.

English

Primary 3

Pupil's Daily Reader



Authors

Mary Sugrue
Protogène Ndahayo
Caroline Dusabe
Catherine Katuura
Maureen Mutesi
Mary Assumpta Kayirangwa

Advisors

Dr. Musabe Joyce
Nehemiah Bacumuwenda
Emeritha Muhongwanseko

Illustrators

Sefu Bizimana
Dolph Banza
Jean de Dieu Munyurangabo

Desktop Publisher

Jean Pierre Twizeyimana

Textbook Approval Committee (TAC)

Dr. Joyce Musabe
Janvier Gasana
François Rwambonera
Dr. Faustin Habineza
Dr. Jacques Kayigema

Others who attended the TAC session

Prossy Arinaitwe
Jean Ntambara
Berthilde Mukangenera
Alexis Nshimiyimana

© 2014 Rwanda Education Board.

The Rwanda Education Board holds the copyright for the materials in this collection.

This publication is made possible by the support of the American people through the United States Agency for International Development (USAID). The contents are the responsibility of Education Development Center (EDC) and do not necessarily reflect the views of USAID or the United States Government.

Foreword

The present book “English Primary 3 Pupil’s Daily Reader” was produced in 2014 by REB and funded by USAID through the EDC/L3 project. The aim of this book is to enhance the English language culture among Primary 3 pupils during their lower level of primary education. This will allow them to grow up with the language skills that are fundamental for quality education, including reading, writing, listening and speaking.

This book will help learners acquire the above English language skills, which will be developed progressively through exercises that are found in each lesson. The book was written following an approach that progresses from simple to more complex concepts and vocabulary during the learning process. This approach will help the learner in his/her daily learning activities and situations as he/she develops effective English language skills and knowledge. It is supplemented with audio lessons that will especially enhance the learner’s ability to listen and speak in English.

The book was written based on research carried out in education on effective teaching and learning with learner-centered methodologies that encourage children to actively read, write, listen and speak.

It is hoped that children who will learn using this book and the related audio materials will grow up having basic English language skills and knowledge, which hopefully they will be able to apply in their environment and surroundings.

It is in this regard that people with various English language education capabilities and specialties were involved in the design and development of this book to ensure its success in contributing to teaching and learning inside and outside of the classroom.

We therefore sincerely thank all of the people who have participated in the writing and editing of this book. They are helping children develop English language skills at the early stage of their learning process. We also request people who read this book to give their ideas for its improvement for the eventual benefit of its future users.

Dr. John RUTAYISIRE

Director General of Rwanda Education Board (REB)

Contents

Foreword	iii
Note to Parents	vii
Alphabet and Spelling Chart	viii
Word list	x
Term 1 Week 1 Review	1
Week 2 ay, ai, ei	2
Where Are You Going?	4
Week 3 o	9
My Pet Rabbit	11
Week 4 i, igh, ie	17
Here Comes the Bus!	19
Week 5 i	25
The Work People Do	27
Week 6 ew, oo, u-e	32
It is Time.....	34
Week 7 ar	40
What Do You Do Every Day?.....	42
Week 8 or	47
A Visit to the Farm	49
Week 9 ir, er, ur	55
Did You See My Eggs?.....	57
Term 2	63
Word list.....	64
Week 1 Review	65
Week 2 ou	66
A Poem About My Body.....	68
Week 3 ow	73
Taking Care of Your Body.....	75

Week 4 oi	80
Going to a Party.....	82
Week 5 oy	88
Roy Gets Dressed.....	90
Week 6 aw	96
Going on a School Trip.....	98
Week 7 au	103
Goat and Giraffe.....	105
Week 8 all, awl	110
How I Keep My Body Healthy.....	112
Week 9 awl, alk	117
What Did You Do Today?.....	119
Term 3	125
Word list.....	126
Week 1 Review	127
Week 2 soft c	128
Going to the Market.....	130
Week 3 hard g and soft g sounds	136
Are You Going to the Market?.....	138
Week 4 silent letters b, w, k	143
Chris Shops in the Market.....	145
Week 5 y	151
Let's Count Bananas.....	153
Week 6 silent letter w, k, b	159
Months of the Year.....	161
Week 7 e	169
A Shop on his Head.....	171
Week 8 soft g	178
Shopping for Dinner.....	180
Week 9 Rhyming words	187
Where Did You Go Yesterday?.....	189

Note to Parents



Supporting your child's learning

Reading with children in the early years encourages a positive attitude towards books and reading. It also provides an opportunity for children to think of themselves as successful readers. You can help your child become a good reader – and enjoy reading – by asking him/her to read out loud to you, to a family member, or to a neighbour. By

doing so, you will show your child that learning to read is important. You will also help him/her to develop his/her reading and writing skills. With regular practice, your child will develop fluency in reading and writing. Reading with your child at home will help them in all learning areas at school.

Please insist that your child brings home a reader from school every day. Set aside at least **15 minutes** each day for your child to read the weekly story.

Before reading, talk about the title and the picture and discuss what the book may be about. During reading, discuss what has been read up to that point and predict what might happen next. After you have finished with your child, talk and ask questions about the story and the pictures. If your child comes across a word he/she doesn't know, use the "pause, prompt and praise" technique:

Pause – wait a few seconds and give your child enough time to think quickly. Often he/she will work it out.

Prompt – if he/she doesn't know the word, try the following:



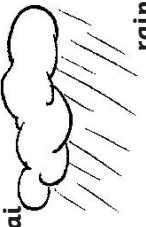



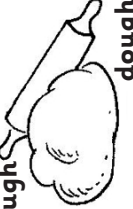


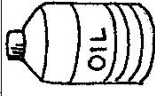

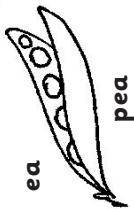


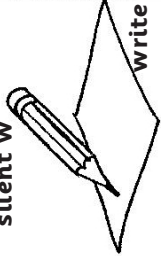

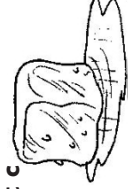



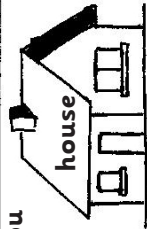

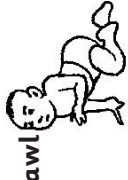
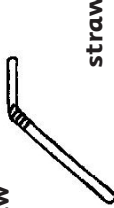

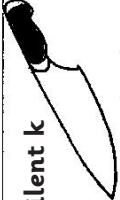









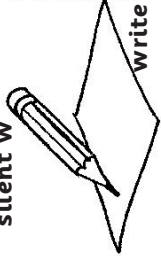

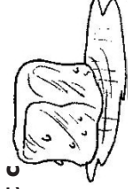




- Look at the letters and sounds in the word.
- Look for clues in the pictures.
- Go back to the beginning of the sentence.
- Read the sentence again.

Praise – provide praise for getting the word right and/or trying hard.

In addition, you can help your children complete the activities at the end of each story to check if your child is making progress. Remember everyone learns at a different pace, but everyone will learn. It just takes time, practice and support. Whenever and wherever possible, encourage your child and show that you have confidence in his/her abilities.

Alphabet and Spelling Chart

A	a	ant	G	g	goat	M	m	monkey	S	s	sun	Y	y	yam	qu	QUACK	quack
B	b	ball	H	h	hat	N	n	nest	T	t	table	Z	z	zebra	a-e	cake	cake
C	c	cat	I	i	insect	O	o	ostrich	U	u	umbrella	ch	ch	chair	o-e	bone	bone
D	d	dog	J	j	jug	P	p	pig	V	v	van	sh	sh	ship	u-e	cube	cube
E	e	egg	K	k	key	Q	q	queen	W	w	window	wh	wh	wheat	i-e	bike	bike
F	f	fish	L	l	lamp	R	r	rabbit	X	x	x-ray	th	th	thumb			

ay	 bayonet	igh	 light	ai	 rain	ei	 eight	oa	 boat	ow	 window	ough	 dough
alk	 walk	alk	 cow	oi	 oil	ee	 sheep	ea	 pea	ew	 chew	oo	 moon
write	 write	y	 fly	soft c	 ice	ir	 girl	ur	 purse	er	 flower	ou	 house
silent w	 comb	awl	 crawl	aw	 straw	ow	 bowl	ow	 knife	all	 tall	silent b	 comb
head	 head	ie	 horse	soft g	 bridge	ea	 baby	ow	 boy	ow	 boy	silent b	 comb
write	 write	ie	 horse	soft c	 ice	ea	 baby	ow	 boy	ow	 boy	silent b	 comb

Word list

a	where	so	just	five	cut
and	yellow	soon	know	found	done
away	you	that	let	gave	draw
big	all	there	live	goes	drink
blue	am	they	may	green	eight
can	are	this	of	its	fall
come	at	too	old	made	far
down	ate	under	once	many	full
find	be	want	open	off	got
for	black	was	over	or	grow
funny	brown	well	put	pull	hold
go	but	went	round	read	hot
help	came	what	some	right	hurt
here	did	white	stop	sing	if
I	do	who	take	sit	keep
in	eat	will	thank	sleep	kind
is	four	with	them	tell	laugh
it	get	yes	then	their	light
jump	good	after	think	these	long
little	have	again	walk	those	much
look	he	an	were	upon	myself
make	into	any	when	us	never
me	like	ask	always	use	only
my	must	as	around	very	own
not	new	by	because	wash	pick
one	no	could	been	which	seven
play	now	every	before	why	show
red	on	fly	best	wish	six
run	our	from	both	work	small
said	out	give	buy	would	start
see	please	going	boy	write	ten
the	pretty	had	call	your	today
three	ran	has	cold	about	together
to	ride	her	does	better	try
two	saw	him	don't	bring	warm
up	say	his	fast	carry	
we	she	how	first	clean	

1 Fill in the missing letters.



st ee oa i ai



5



g _ _ t

ch _ _ r

tr _ _

f _ ve

_ _ ar

2 Count and write the number of syllables in each word.

morning

 2

banana

sleep

afternoon

good

teacher

Monday

February

market

three

father

November

door

football

stand

table

3 Write sentences using these words.

1. cat mat dad fat rat bed

2. pen hen get pin dig sit

3. dog pot mop cup run sun

1 Draw a picture of Hope and John.



Fill in the missing words.

playground taxi park tree blue good

1. John and Hope are _____ friends.
2. John and Hope have a big _____ balloon.
3. The children are playing in the _____ .
4. The taxi drivers are waiting at the _____
_____.
5. The big blue balloon is stuck in a _____ .

2 Read the poem.

Rain, Rain

Rain, Rain, go away,
Little children want to play.
Come again another day.



3 Read each word.

Write them in the correct box.

lay	rain	main	may	away
stay	came	way	tail	say
their	train	pray	rein	afraid
day	plain	vein	again	pay
weight	veil	wait	play	paid

-ei- words	-ay- words	-ai- words
veil	pray	paid

4 Read the words.

Write sentences using these words.

nail rain vein pay away



5 Complete the sentences.

1. The name of my sector is _____.
2. The name of my district is _____.
3. The name of my province is _____.
4. I live in the _____ province.



6 Complete the sentences.

1. I am going to the _____ to see a doctor.
2. I am going to the _____ to buy petrol.
3. I am going to _____ to learn.
4. I am going to the _____ to play.



Riddle

1. What goes up when rain comes down?



1. Umbrella

1

Where Are You Going?



2



Hello. Where are you going?

I am going to town to buy a dress.

3



Where are you going?

I am going to the health centre to see a doctor.

4



Where are you going?

I am going to the petrol station to buy petrol.

5



Where are you going?

I am going to school to learn. Come with me.

6

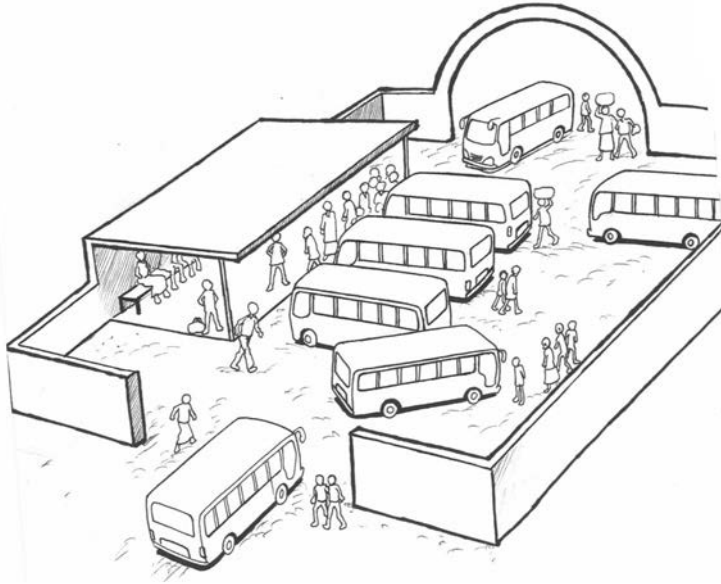


Where are you going?

I am going to the playground to play football.

Come and play with me.

7



Where are you going?

I am going to the taxi park to buy a ticket.


8



Where are you going?

I am going to the shop to buy a pair of shoes.

9



Where are you going?

I am going home. Do you want to come with me?

10

Answer the questions.

1. Where is the girl going?
2. Why is the boy going to school?
3. Where do we buy petrol?
4. Where do we buy shoes?
5. Who works at the health centre?

1 Draw a picture of Henrietta the Hippo.

Fill in the missing words.



ten hide seek play bush

1. Henrietta likes to _____ games with her friends.
2. Henrietta wants to play _____ and _____.
3. Henrietta counts to _____.
4. Larry Lion is next to the _____.

2 Read the poem.

Row, Row

Row, row, row your boat.
Gently down the stream.
If you see a crocodile,
Don't forget to scream!



3 Read each word.

Write them in the correct box.



though	flow	grow	soap	toad
below	boat	window	own	croak
low	follow	dough	nose	show
coal	load	slow	road	goat
glow	coat	yellow	burrow	row

-ough words	-oa words	-ow words
dough	load	row

4 Fill in the correct word.



between next to behind under

1. Tommy was _____ a leaf.
2. Larry was _____ a bush.
3. Zack was _____ a rock.
4. Ginny was _____ two trees.

5 **Prepositions** are words that show where something is located. The words **between, next, behind, under** are prepositions. For example, my book is **under** the desk.



Read the sentences. Draw a picture.

The shop is next to the school.

Mother is between the two trees.



6 Complete the sentences.



near rabbit market taxi park behind


1. My pet _____ follows me to school.
2. My school is _____ my home.
3. There is a bank _____ the market.
4. My mother buys soap at the _____.
5. The _____ is in front of the market.

1

My Pet Rabbit



2



This is my home.

This is where I live with my family.

I have a pet rabbit.

3



My school is near my home.
I walk to school.

4



My rabbit follows me.
My teacher says, "Oh no!"

5



The playground is next to the school.
I play football with my friends.

6



My friends say, "Oh no!"
My rabbit makes a burrow.

7




My home is far from town.
I walk to town with my mother.
My rabbit hops behind us.
My mother says, "Oh no!"

8




There is a market in town.
My mother buys soap at the market.
My rabbit eats the oats.
The shopkeepers say, "Oh no!"

9



There is a bank behind the market.
My mother takes money from the bank.
My rabbit jumps in the window.
The banker says, "Oh no!"

10



There is a taxi park in front of the market.
We take a coach home.

11



My rabbit falls asleep.

I wonder what he will do next?

12

Answer the questions.

1. What pet animal does the boy have?
2. Where is the boy's school?
3. What does his mother buy at the market?
4. Where is the taxi park?
5. How do they go home?

**1 Draw a picture of John.
Fill in the missing words.**



goat small fire shopkeepers away

1. John lives in a _____ village.
2. John has a pet _____ .
3. There is a _____ in the forest.
4. Every morning, the little goat runs _____.
5. The _____ run from the market.

2 Read the poem.

Star Light

Star light, star bright,
First star I see tonight,
I wish I may, I wish I might,
Have the wish, I wish tonight.



3 Read each word in the list below.

Write them in the correct box.



might high flight lie white like
pie right fight time five light
night life tie wife rice bright
nine fire die

i_e words	-igh words	-ie words

4 Read the words.

Write sentences using these words.



night tie drive rice light

5 Possessives tell us who owns something.

To own means to have and keep something.

My, your, his, her are possessives.

Example: **My** rabbit eats the oats.

Finish the sentences.

name my your his Her



1. Hello, my _____ is Tom.
2. What is _____ name?
3. This is my sister. _____ name is Jane.
4. That tractor belongs to _____ uncle.
5. He drives the tractor on _____ farm.



6 Finish the sentences.

Six farmers tie village red light


1. The bus driver is wearing a _____.
2. The bus stops at a _____.
3. _____ shopkeepers get on the bus.
4. Eight _____ get on the bus.
5. The bus stops at the _____ centre.

1

Here Comes the Bus!



2



Here comes the bus.

The bus driver is wearing a tie.

3



Here comes the bus.
One policewoman gets on the bus.
The bus drives away.

4



Here comes the bus.
Two nurses get on the bus.
The bus turns right.

5



Here comes the bus.
Three doctors get on the bus.
The bus drives away.

6



Here comes the bus.
Four carpenters get on the bus.
The bus stops at a red light.

7



Here comes the bus.
Five teachers get on the bus.
The bus drives away.

8



Here comes the bus.
Six shopkeepers get on the bus.
It is getting full.

9



Here comes the bus.
Seven builders get on the bus.
The bus drives away.

10



Here comes the bus.
Eight farmers get on the bus.
There is no more space on the bus.

11



The bus stops at the village centre.

Everyone gets off.

The driver waves, "See you next time!"

The bus drives away.

12

Answer the questions.

1. What is the driver wearing?
2. How many shopkeepers get on the bus?
3. How many farmers get on the bus?
4. Who gets on the bus after the nurses?
5. Where does the bus stop at the end of the story?

1 Draw a picture of Jack.

Fill in the missing words.



beep truck red tea chairs

1. Jack drives a shiny _____ truck.
2. “Beep, beep, _____,” toots the horn.
3. The _____ is stuck.
4. The truck has tables and _____.
5. The truck has _____ and sugar.

2 Read the poem.

Mr. Sheep

Mr. Sheep is very neat,
 He has green hair and four big feet.
 Mrs. Sheep is very sweet,
 She drinks her tea under a tree.
 Baby Sheep likes to peep,
 And always wins at hide and seek.



3 Read each word in the list below.

Write them in the correct box.



- | | | | | |
|------|-------|-------|--------|-------|
| tree | read | clean | please | tea |
| mean | sheep | queen | cheese | leave |
| been | eat | sleep | feet | each |
| see | sweet | peas | beans | leaf |

-ea words	-ee words
mean	queen

4 Read the words.



Write sentences using these words.

please cheese tea tree leaf

5 Possessives tell us who owns something.



To own means to have and keep something.

My, his, her, our are possessives.

Example: **We** read **our** books.

Complete the sentences.

my his her our

1. Joy and _____ brother have story books. (she)
2. This ball belongs to _____ father. (he)
3. Here is _____ car. (us)
4. Who has _____ bag? (I)

6 Complete the sentences.




carpenter builder nurse policeman shopkeeper

1. A _____ helps you when you feel sick.
2. A _____ makes furniture from wood.
3. A _____ sells tea and sweets.
4. A _____ keeps us safe.
5. A _____ builds houses.

1

The Work People Do



2



What is her job?

She is a doctor.

What does a doctor do?

A doctor helps you when you feel sick.

3



What is his job?

He is a carpenter.

What does a carpenter do?

A carpenter makes furniture from wood.

4



What is her job?

She is a shopkeeper.

What work does a shopkeeper do?

A shopkeeper sells things like tea and sweets.

5



What is his job?

He is a policeman.

What work does a policeman do?

A policeman keeps us safe.

6



What is his job?

He is a builder.

What does a builder do?

A builder builds houses and roads.

7



What is her job?

She is a nurse.

What work does a nurse do?

A nurse helps people who are sick.

8



What is his job? He is a farmer.

What work does a farmer do?

A farmer grows food, like beans and green peas.

What job do you want to do?

9

Answer the questions.

1. What does a doctor do?
2. What does a carpenter do?
3. Where do we buy sweets?
4. What does a policeman do?
5. Who helps people who are sick?

1 Draw your favourite part of the story.



Fill in the missing words.

eats house seven hungry chew

1. "I am very _____," says the caterpillar.
2. The caterpillar _____ the cabbage.
3. The caterpillar forgets to build a _____.
4. At _____ o'clock the caterpillar is eating carrots.
5. Chew, chew, _____, goes the caterpillar.

2 Complete the sentences.



Today Saturday Wednesday Thursday tomorrow

1. _____ is Monday.
2. Today is Tuesday, tomorrow is _____.
3. Today is Sunday, yesterday was _____.
4. Monday, Tuesday, Wednesday, _____, Friday, Saturday, Sunday.
5. Today is Friday, _____ is Saturday.

3 Read the poem.



My Shoe

Boo hoo hoo! I lost my shoe.
I cannot find it, but can you?
The shoe is new, the shoe is blue.
I need to find it soon, soon, soon!

4 Read the words.



Write sentences using these words.

food blue new noon use

5 Read and answer the questions.



1. What time do you wake up?
I wake up at _____.
2. What time do you go to school?
I go to school at _____.
3. What time do you have lunch?
I have lunch at _____.

6 Finish the sentences.



1. I hear the bell ringing. It is _____ o'clock.
2. I hear the door closing. It is _____ o'clock.
3. I hear the cock crowing. It is _____ o'clock.

1

It is Time.



2



I hear the cock crowing.
It is 6 o'clock in the morning.
It is time to get up.
It is a new day.

3



I hear the pots crashing.
It is 7 o'clock in the morning.
It is time for breakfast.

4




I hear the school bell ringing.
It is 8 o'clock in the morning.
I am late for school.

5



I hear the children singing.
It is 10 o'clock in the morning.
It is time for music.

6



I smell good food. It is noon.
It is time for soup.

7



I hear the children cheering.
It is 3 o'clock.
It is time to exercise.

8



I hear the cow mooing.
It is 5 o'clock in the evening.
It is time to milk the cow.

9




I hear the door closing.
It is 6 o'clock in the evening.
My dad is home.

10



I see the moon in the sky.
It is 7 o'clock in the evening.
It is time to read my new book.

11



It is 8 o'clock in the evening.

It is time to go to bed.

It is time to go to sleep.

12

Answer the questions.

1. What time is breakfast?
2. When is it time for music?
3. What happens at noon?
4. When do the children exercise?
5. When does dad come home?

**1 Draw a picture of Sam at school.
Fill in the missing words.**



gate Mark no banana loves

1. Every day, _____ walks to school with his friends.
2. Teacher Clark always waits at the _____.
3. “No, no, _____, Sam,” says Mark.
4. Sam draws a picture of a _____.
5. Sam _____ reading.

2 Fill in the blanks.



never Sometimes before always


1. I always wash my hands _____ eating.
2. Teacher Clark _____ waits at the gate.
3. A monkey had _____ come to school.
4. _____, Teacher Clark reads stories to the class.

3 Read the poem.

Bark, Bark



The dogs are barking, bark, bark, bark!
 The night is always dark, dark, dark.
 The stars are shining far, far, far.
 Let's take a trip, car, car, car.



Write an -ar word to complete each sentence.



car bark farm star

1. Tom is driving his _____ .
2. Last night, I saw a bright _____ in the sky.
3. Cows live on a _____ .
4. Dogs like to _____ at cats.

4 Read the words.



Write sentences using these words.

star party bark start

5 Complete the sentences.



1. I go to _____ at 8 o'clock.
2. I _____ my lunch at 12 o'clock.
3. I _____ up at 6 o'clock.
4. I go _____ at 4 o'clock.
5. I go _____ at 10 o'clock.

6 Complete the sentences.



9 o'clock eat basketball drums school

1. I _____ a large piece of fruit for breakfast.
2. Every morning, I go to _____.
3. I play volleyball and _____.
4. In a music class I play the _____.
5. Every night, I go to bed at _____ o'clock.

1

What Do You Do Every Day?




2



Hello, my name is Mark. Every day, I eat a large piece of fruit for breakfast. What do you eat for breakfast every day?

3



Every morning, I go to school. I go by bus because my school is far away. Do you go to school every day?

4



At school, we always start with a music class. In a music class I play the drums. Do you have a music class at your school?

5



At breaktime, I play football with my friends.
Sometimes, I play volleyball and basketball.
Do you play volleyball sometimes?

6



Every day, I have lunch with my parents.
We often have our lunch at 12 o'clock. Do
you have lunch with your parents every day?

7



Every afternoon, I help my parents to water the garden. Sometimes, I help dad to wash the car. Do you help your parents every afternoon?

8



Every evening, I do my homework. After my homework I play with my baby sister. Do you do your homework every evening?

9



Every night, I go to bed at 8 o'clock. I never go to bed without brushing my teeth. Do you brush your teeth after eating?

10

Answer the questions.

1. What does Mark eat for breakfast?
2. How does Mark go to school?
3. When does Mark play football?
4. When does Mark have lunch?
5. When does Mark go to bed?

1

Draw your favourite animal from the story of Farmer Jordan.



Finish the sentence below and write more:

I like _____.

2

Complete the sentences.



farm milk eggs grass

1. Cows give us _____ and meat.
2. Goats eat _____.
3. Hens lay _____.
4. Pigs, cats and dogs live on a _____.

3

Read the poem.

The Or Song

You put the or in corn.

You put the or in horn.

You put the or in storm.



Write an -or word to complete each sentence.



torn corn horns forty

1. Farmer Jordan's pigs like to eat _____.
2. Farmer Jordan pulled the goat's _____.
3. Farmer Jordan's coat is _____.
4. Farmer Jordan has _____ animals on his farm.

4 Read the words.

Write sentences using these words.



farm ear art park dark

5 Answer the questions.



1. Do you have dogs? _____
2. Do you have cats? _____
3. Do you have cows? _____
4. Do you have rabbits? _____
5. Do you have goats? _____

6 Write about the animals in your community and draw a picture.




Begin with:

I have _____.

I don't have _____.

1

A Visit to the Farm



2



Hello Cora, My name is George.

Welcome to my farm.

Let me show you around my farm.

Let me show you the animals on the farm.

3




Here is my goat. Cora, do you have any goats? Yes, I do. I have a lot of goats. I have five goats.

4



Here are the hens.
I have a lot of hens but they lay a few eggs.
The hens like to eat corn.

5



Here are the cows.

Cows eat grass and drink water.

They have big horns. They give milk.

6



Here are the pigs. I have a lot of pigs.

They give me meat.

Their meat is called pork.

7



Here is my cat. She catches rats on the farm.
A cat drinks milk.

8



Here is my dog. My dog likes to eat bones.

9



Do you have rabbits on your farm?

Yes I do, I have a lot of rabbits.

They eat cabbages and carrots.

10



Do you have rats on your farm?

No, I don't. The cat has eaten all the rats.

11



I like your farm. It has a lot of animals.
Thank you, Cora. Let me give you some eggs
and milk. Thank you, George.

12

Answer the questions.

1. What is the farmer's name?
2. What do hens eat?
3. What do we get from cows?
4. What do we call meat from pigs?
5. Why does the farmer keep a cat?

1 Write about your favourite animal.



Begin with:

My favourite animal is_____.

2 Read the poem.



The Furry Cat

The furry cat begins to stir.
 All the mice hear, purr, purr.
 Hurry, hurry! The mice scurry.
 Now tell me, where are they sir?



3 Read each word in the list below.



Write them in the correct box.

- bird church girl burnt third
- shirt serve stir fern fur
- first perfect person hurt sir
- burn term

-ir words	-er words	-ur words
stir	term	fur


4 Read the words.

Write sentences using these words.



shirt skirt hurt purse ladder

5 Animal sounds.



Complete the sentences.

barks lows snorts meows bleats

1. A dog _____.
2. A cow _____.
3. A cat _____.
4. A pig _____.
5. A goat _____.

6 Complete the sentences.


beef fur snout beak




1. Rabbits have a soft coat made of _____.
2. Cow meat is called _____.
3. A pig's nose is called a _____.
4. A hen's mouth is called a _____.

1

Did You See My Eggs?




2




Mother Hen lives on a farm with a lot of animals.
Cow, Cat, Pig, Dog and Goat live on the farm, too.
Mother Hen has four big eggs.
Every day, Mother Hen sits on her nest.

3




One morning, Mother Hen goes for a walk. She walks around the farm talking to the animals. She walks back to her nest. Her eggs are not there. "Oh no! My eggs are missing!" Mother Hen shouts.

4




Mother Hen walks over to Cow and her calf. "Hello Cow. Hello Calf," says Mother Hen. "Did you see my eggs?" she asks. "Moo, moo," says Cow, "No, I did not see your eggs." Mother Hen is very sad. She walks away.

5




Mother Hen walks over to Cat and her kitten.
“Hello Cat. Hello Kitten,” says Mother Hen.
“Did you see my eggs?” she asks “Miaow, miaow,”
says Cat. “No,” she says.
Mother Hen is very hurt. She walks away.

6



Mother Hen sees Pig standing in the dirt.
“Hello Pig,” she says, “Did you see my eggs?”
“No, I did not see your eggs,” says Pig,
“Can we help you look for your eggs?” says Pig.

7




Mother Hen, Pig and her piglets walk around the farm.
They see Dog and her puppies.

“Hello, Dog,” says Pig. “Did you see Hen’s eggs?”

“Woof, woof,” says Dog, “No, I did not see her eggs.”

8




“Let’s go and ask Goat and her kid,” says Pig.

“Goat, did you see my eggs?” asks Mother Hen.

“Meh, meh,” says Goat, “No, I did not.”

Mother Hen is very, very sad.


9



Mother Hen starts to cry.

“I want my eggs, I want my eggs, I want my eggs!”
she cries.

10




Mother Hen is tired.

She sits under a big fir tree.

She hears a noise, cheep, cheep, cheep, cheep.

11



Mother Hen walks behind the big fir tree.

She sees four chicks.

“My eggs are not missing!” Mother Hen shouts.

“My eggs are chicks,” she says.

Mother Hen is very, very happy.

Mother Hen has a family.

12

Answer the questions.

1. Who lives on the farm with Mother Hen?
2. Why is Mother Hen hurt?
3. Who does Mother Hen ask on the farm?
4. What sound does the dog make?
5. Where were Mother Hen's eggs?

Term 2

Word list

aim	pray	load	leave	fern	policewoman
aid	say	slow	sleep	fir	driver
main	tray	road	feet	dirt	builder
sail	stray	goat	each	sir	teacher
pain	hay	note	peas	skirt	carpenter
stain	spray	coat	beans	birth	sick
raid	delay	yellow	leaf	bird	furniture
praise	ray	stone	cube	third	sell
strain	bay	row	cute	for	safe
raise	stay	might	huge	porch	basket
vain	day	time	rude	torch	drum
fail	sway	five	true	pork	piece
waits	lay	tie	use	fork	always
rain	holiday	high	rule	morning	crow
wait	reins	pie	arm	sort	crash
paid	vein	right	bar	short	ring
jail	veil	night	car	snort	late
waist	weigh	life	far	sport	smell
train	eight	nine	farm	fur	cheer
laid	weight	flight	jar	nurse	exercise
afraid	hope	lie	tar	hurt	sometimes
chain	load	white	scar	purse	often
maid	grow	fight	star	petrol	homework
grain	soap	tree	yard	station	never
plain	close	read	hard	town	animal
drain	below	mean	harm	playground	cat
snail	boat	sheep	card	taxi park	cow
brain	window	been	large	health	rat
claim	own	eat	charge	centre	pig
trail	home	see	cart	market	goat
way	low	sweet	bark	shop	hen
may	follow	clean	start	school	dog
bray	hole	please	dark	job	rabbit
play	nose	tea	mark	farmer	
clay	show	queen	park	shopkeeper	
pay	coal	cheese	her	doctor	

1 Form words as in the example below.



Write each word.

Example: cak +e = cake

nigh +t = pla +y = migh +t = tak +e =
 drea +m = nam +e = lea +f = soa +p =
 shee +p = goa +t = gree +n =

2 Write about your week.



Monday 1. I go to school on Monday.
 2. Dad goes to work.

Tuesday 1. _____
 2. _____

Wednesday 1. _____
 2. _____

Thursday 1. _____
 2. _____

Friday 1. _____
 2. _____

Saturday 1. _____
 2. _____

Sunday 1. _____
 2. _____

3 Write each word correctly.



Example: eter = tree

resdes otordc eratehc ridrev luibedr
 hops nwto kemrat sernu afrm

1 Draw a picture of Baby Gorilla.
Label the parts of his body.



Write about Baby Gorilla
Begin with:

Baby Gorilla _____.

2 I am a cat

I am a cat. I have a round face.

I have two ears and two eyes.

I have a tiny mouth, a tiny nose and a long tail.

I like to dance around.

I like to drink milk.



3 Find words that rhyme.

Write them in the correct box.



round	cloud	shout	around	scout
proud	found	sound	out	about

Rhymes with loud	Rhymes with out	Rhymes with sound

4 Read the words.

Write sentences using these words.



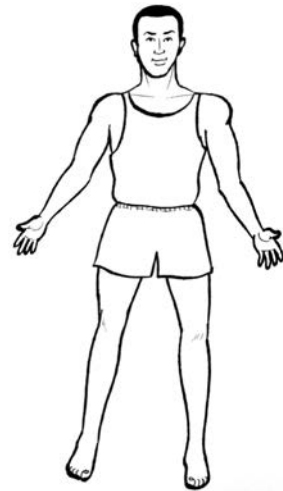
food blue new noon use

5 Look at the drawing.

Write the parts of the body.



head eyes fingers mouth
knees toes legs arms
stomach shoulders feet
hands ears nose
elbow back



6 Complete the sentences.



I have a _____ to help me think.

I use my _____ for smelling.


I have _____ little fingers.

My _____ help me run and skip.

I love my _____ from head to toes.

1

A Poem About My Body




Touch your shoulders, touch your nose.
Touch your ears, and touch your toes.
Head, shoulders, knees and toes.
Eyes, ears, mouth and nose.

2



Stretch your arms and touch the sky.
Stretch them, stretch them, up so high.
Bend your knees. Stick out your chest.
Stretch your legs and take a rest.

3




I have a head to help me think.
I have two eyes that I can blink.
I see a chin and very near,
I have two ears to help me hear.

4



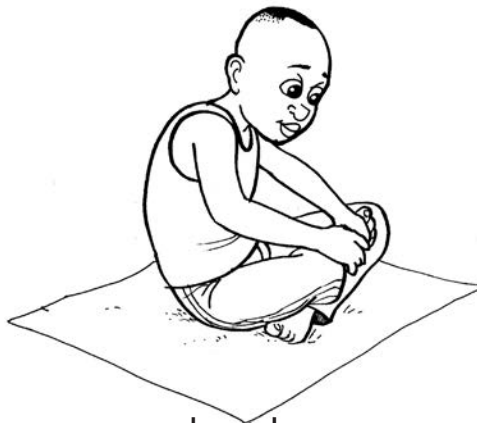
I have a nose for smelling.
I have a mouth to eat.
I have two hands, one left, one right.
I wave hello, I wave goodbye.
With my hands I work, play and write.

5




I have ten little fingers. They do many things.
I can shut them up tight. I can open them wide.
I can put them together. I can make them all hide.

6




I have two hips, one on each side.
My legs help me run and skip to the town.
I can run after a football. I can jump up and down.
I have two ankles near my heels.
I have ten little toes, smart and neat.

7



Touch your shoulders, touch your nose.
Touch your ears, and touch your toes.
Bend and stretch up so high.
Stand on tiptoe, touch the sky.

8



I am special. I am me.
My body is a wonderful thing.
It helps me to play, to dance and to sing.
I love my body from head to toe.
Our bodies are beautiful as they grow.

9

Answer the questions.

1. What can I do with my eyes?
2. What can I do with my fingers?
3. How many hands do I have?
4. Why do I love my body?
5. Name the parts of the body?

10

Complete each sentence.

ground count shout ouch

1. I can _____ from 1 to 10.
2. Baby Gorilla hits the _____.
2. The young gorillas like to _____.
4. "Ouch, _____, ouch," cries Baby Gorilla.

1 Draw a picture of John.



Fill in the missing words.

sticky	Grandfather	brown	school	glue
--------	-------------	-------	--------	------

1. _____ gives John a brown comb.
2. Friday is John's favourite day at _____.
3. The glue is very, very _____.
4. John has _____ on his hand and legs.
5. John is covered in _____ sticky glue from head to toe.

2 Clean your body



Clean, clean, clean your body.

Wash all the dirt away.

Clean, clean with soap and water.

Wash all the dirt away.

Brush your teeth everyday.

Now, you are clean and healthy.

3 Read each word in the list below.



Write them in the correct box.

- | | | | | |
|-------|-------|-------|-------|--------|
| how | out | howl | about | down |
| proud | now | frown | towel | cow |
| drown | town | shout | cloud | ground |
| house | mouse | brown | mouth | south |

-ou words	-ow words
shout	brown

4 Read the words.



Write sentences using these words.

mouth cow house about mouse

5 Fill the gaps.

cut wash comb soap brush toothpaste
water dry

1. I _____ my hair every day.
2. I _____ my teeth with _____
and _____.
3. I _____ my body with a towel.
4. I _____ my body with _____
and water.
5. I _____ my finger nails to keep them
short.

6 Complete the sentences.



1. I _____ early to go to school.
2. We _____ around and play every day.
3. I dry my body with a _____.
4. I _____ my hands before I eat.
5. I take care of myself to stay _____.

1

Taking Care of Your Body



2



How do you take care of your body?
I drink clean water. I eat healthy food.
I eat rice, fruits and vegetables.

3



How do you take care of your body?

I get a lot of rest. I go to bed early.

I get up early to go to school.

I need a lot of sleep because my body is growing.

4



How do you take care of your body?

We run around and play every day.

We jump up and down. We read books every day.

Reading is very good for you.

5



How do you clean your body?

First, I wash my face and neck with soap and water.
Then, I wash my body. I dry my body with a towel.
I put clean clothes on my clean body.

6



How do you clean your teeth?

I brush my teeth with water and toothpaste.
I brush my teeth every morning.
I brush my teeth every night before bed.

7



When do you wash your hands?

I wash my hands before I eat.

I wash my hands after I use the toilet.

I wash my hands when they are dirty.

I wash my hands many times a day.

8



Why do you wash your hands?

I touch a lot of things with my hands.

I wash my hands to clean away germs and dirt.

We cannot see germs because they are very small.

9



Why do you take care of your body?

I take care of my body to stay healthy.

Everyone needs to keep clean.

It is good to exercise my mind and body to be healthy. Everyone needs to eat good food and get a lot of rest.

10

Answer the questions.

1. Why do you wash your hands?
2. How do you wash your body?
3. What do you eat to stay healthy?
4. Why do you need a lot of rest?
5. Why do you play everyday?

1 Draw your favourite part of the story.



Fill in the missing words.

boils soap play bird

1. Joy loves to _____ .
2. Mum _____ water.
3. A _____ builds a nest in Joy's hair.
4. Joy washes with _____ and water.

2 I Take Care of My Body Everyday



Every morning, I wash my body with soap and water.

I oil and comb my hair.

I brush my teeth with water and toothpaste.

I eat my breakfast.

I wash my hands and brush my teeth again.

Then, I am ready for school.

3 Read each word in the list below.



Write the words in the correct box.

- | | | |
|-------|-------|-------|
| boy | oil | coin |
| toy | soil | Joy |
| point | boil | spoil |
| avoid | voice | join |

-oi words	-oy words
soil	boy

4 Read the words.



Write sentences using these words.

soil coin joy noise toilet

5 Fill the gaps.



1. I _____ my teeth every morning and before I go to bed.
2. I wash my hands with soap and _____.
3. I brush my teeth with water and _____.
4. I go to _____ early every night.

6 Fill in the missing words.



1. Jane and Roy are planting seeds in the _____.
2. Roy walks home _____.
3. Jane _____ her hands.
4. Roy _____ his long fingernails.
5. Jane's hair is _____ and shiny.

1

Going to a Party



2



Jane and Roy are planting seeds in the soil.
“Children! Come and join me for a party,” says
mother in a loud voice.

Jane likes parties. She jumps with joy.

Roy does not jump. He does not like parties.

3



Jane runs home to get ready.

She wants to look smart at the party.

Roy walks home slowly.

He does not like going to parties.

4



Jane washes her hands.

She brushes all the soil from under her fingernails.

She wants her nails to be clean and neat.

She brushes her teeth with boiled water and toothpaste.

5



Roy washes his hands slowly.

He brushes all the soil from under his fingernails.

He cuts his long fingernails.

He brushes his teeth slowly with boiled water and toothpaste.

6



Jane combs her hair. She oils her hair.
Her hair is clean and shiny.
Roy combs his short hair slowly.
Roy does not like going to parties.

7



Jane puts on her new clean dress.
Roy puts on his best t-shirt and clean pants.
“Mother, we are clean and smart.
Are you ready?” they ask with one voice.

8



Mother, Jane and Roy look in the mirror.
“We are clean and smart,” says mother.
Mother points at her watch.
“Let’s go now and avoid being late.”

9



Mother, Jane and Roy walk to the party.
They dance with all their friends.
They sing and play games.
Now, Roy likes going to parties.

10

Answer the questions.

1. What are Jane and Roy doing?
2. Who doesn't like going to parties?
3. What do the children use to clean their teeth?
4. How do the children clean their fingernails?
5. What happens at the party?


Riddles

Answer these riddles.

I am far away.
Sometimes you cannot see me.
I shine in the sky at night.
I am a _____.



You can see through me.
I can be opened and closed.
I am made of glass.
I am a _____.



I can fly.
I can make a buzzing sound.
I make honey in my home.
I am a _____.



1 Draw a picture of John and Michael.



Answer the questions.

How are they the same?

How are they different?

2 John and his bag.



John was carrying a bag of clothes and toys.

He was walking quickly.

He slipped and fell. Out of the bag came a jacket, a shirt, a sweater, old socks, new shoes and his toys. John picked his things up and put them in his bag. He walked carefully and slowly this time.

3 Read each word in the list below.



Write the words in the correct box.

- | | | |
|-------|--------|-------|
| toil | choice | join |
| noise | soil | point |
| boy | spoil | annoy |
| enjoy | | |

-oy words	-oi words
boy	toil

4 Read the words.



Write sentences using these words.

toy join boil noise soil

5 Compound words.



Compound words are formed when two or more words are put together to form a new word with a new meaning, for example, **chalk + board = chalkboard**, **class + room = classroom**, **in + side = inside**.

Match the words to make compound words.

chalk	room
tooth	ground
shop	board
cup	keeper
sun	paste
class	shine
play	board


6 Fill the gaps.




1. Roy wakes up _____ in morning.
2. Roy puts on _____.
3. Roy puts _____ on his feet.
4. Roy is _____ and ready for school.

1

Roy Gets Dressed



2

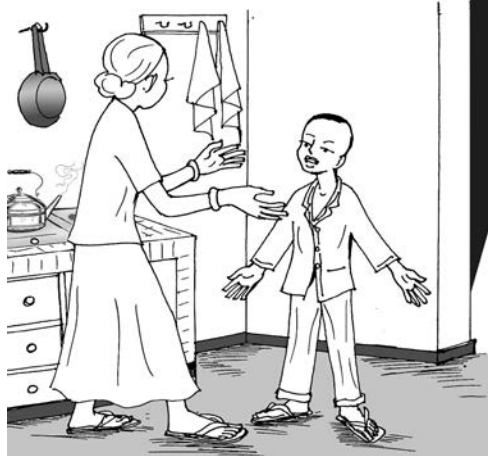


One evening, Roy asks his mother, “Can I choose my own clothes for school?”

“Okay,” she says, “What will you wear?”

“You will see tomorrow,” says Roy.

3



The next morning, Roy is dressed for school. “What are you wearing?” asks mother. “I am wearing my pyjamas” says Roy. “You can’t wear pyjamas to school. Go, put on a shirt,” says mother.

4



Roy goes to his room. He puts on a shirt. “What are you wearing?” asks mother. “I am wearing a shirt,” says Roy. “You are not dressed for school! Go, put on pants,” says mother.

5



Roy puts on his pants.

“What are you wearing?” asks mother.

“I am wearing a shirt and pants,” says Roy.

“It is cold outside. Go, put on your sweater,” says mother.

6



Roy puts on his sweater.

“What are you wearing?” asks mother.

“I am wearing a shirt, pants and a sweater,” answers Roy.

“You must wear socks to keep your feet warm. Go, put on socks,” says mother.

7



Roy puts on his socks.

“What are you wearing?” asks mother. “I am wearing a shirt, pants, a sweater and socks,” says Roy.

“You can’t go to school without shoes. Go, put on shoes,” says mother.

8



Roy puts on his shoes.


“Whose shoes are those?”

“They are mine,” answers Roy.

“They are your old shoes.

Go put on your new shoes,” says mother.

9



Roy puts on his new shoes.

“Now I know I am ready for school!” shouts Roy.

“I hope my mother thinks that I am ready for school too.”

10



Roy’s mother smiles. “Look at you. You are wearing a shirt, pants, a sweater, socks and your new shoes.

Now you are ready for school,” she says.

11

Answer the questions.

1. What is the boy's name?
2. What does Roy ask his mother?
3. What does he wear in the morning?
4. Why does his mother tell him to change his shoes?
5. What does he wear to school?

12

Finish the word. Write oi or oy.

1. Dad will b _ _ l water to make tea.
2. I enj _ _ reading.
3. A drum makes a loud n _ _ se.
4. Mum had a baby b _ _ last week.
5. Mark likes to dig the s _ _ l.

1 Draw the crocodile.



Fill in the missing words.

1. She called her children, Troy, John, Gloria and _____.
2. I am going to the market to buy some _____.
3. "I am so hot!" said _____.
4. They _____ quickly out of the water.
5. The children walked until they reached the _____.

2 Put these sentences in order according to the story, The Crocodile.



1. They went to the bedroom to put on their shoes.
2. We put on our clothes quickly.
3. They grabbed their clothes, put them on and ran away.
4. Why are you wearing each others clothes?

3 Read each word in the list below.

Write the words that rhyme with saw and bawl



raw jaw paw shawl
 saw claw crawl draw

Rhymes with saw	Rhymes with bawl

4 Read the words.



Write sentences using these words.

saw draw claw straw toilet

5 Simple past tense.



We use the simple past tense to talk about events that happened in the past.

Finish the sentences.

washed brushed combed cooked cleaned

1. I _____ my hair yesterday.
2. She _____ her dress on Monday.
3. Joy _____ her teeth when she woke up.
4. Mum _____ the house in the morning.
5. Roy _____ an egg.

6 Fill in the missing words.



straw trousers happy school toothpaste

1. Flora was going on a _____ trip.
2. She packed her blue _____.
3. She packed her _____ hat.
4. She packed her _____, brush and comb.
5. Flora was very _____.

1

Going on a School Trip



2




Flora was going on a school trip. She packed her suitcase with her favourite things.

First, she packed her red blouse.

What do you think she packed next?

3




Next, she packed her blue trousers and her favourite old sweater. She packed her warm shawl. What do you think she packed next?

4



Next, she packed her grey jacket and her new pair of shorts. She packed her white vest. What do you think she packed next?

5




Flora wanted to pack her favourite black shoes. She couldn't find them. She looked under her bed. She saw her brother's brown shoes but she couldn't see hers.

6



She looked behind her small bookshelf. Then, she saw them under the wardrobe. She was very happy.

7



She packed her toothpaste, brush and comb.
Next, she packed her straw hat and her sandals.
She wanted to be ready for the trip. What do you
think she did next?

8



Next, she pulled her packed suitcase to the lawn.
She sat on it and waited for the bus.
What do you think happened next?

9



When Flora saw the bus coming she jumped up and ran to meet it. She climbed onto the bus quickly. The bus drove to Nyungwe National Park for the school trip.

10 Answer the questions.

1. What did Flora pack first?
2. What colour were the trousers?
3. What did Flora see under the bed?
4. Where did she find her black shoes?
5. What did Flora do when she was ready?

1 Draw Keza catching the fish.



Fill in the missing words.

fish cook fishing Keza corn

1. _____ lived with her mother, father, brother and sister.
2. "Can I go _____ with you?," said Keza.
3. Betty was the best _____ in the village.
4. Keza put the _____ and the net in the water.
5. Keza caught the biggest _____ in her net.

2 Poppy's puppies.



Poppy the dog gave birth to two puppies. The puppies were very different. One was small and the other was big. The bigger puppy had long ears, a long tail and big eyes. Poppy was happy that her puppies were beautiful and healthy.

3 Read each word in the list below. Write them in the correct box.



- crawl claw because draw pause
 sauce taught caught daughter fault
 raw jaw paw shawl saw

-aw words	-au words
crawl	sauce

4 Read the words.



Write sentences using these words.

law jaw sauce caught

5 Adjectives.



Adjectives are describing words like **big, small, tall**. They tell us more about nouns.

We add **er** to a word to compare two things or people like **small - smaller, tall - taller, big - bigger**, for example, My mum is **smaller** than my dad.

Complete the sentences.

big smaller taller

1. Keza is _____ than Kalisa.
2. She caught a _____ fish.
3. Kalisa is _____ than Keza.
4. Keza is _____ than her sister.

6 Finish the sentences.



1. Goat and Giraffe are _____.
2. Goat and Giraffe go _____.
3. Giraffe taught Goat _____.


Draw a picture for each sentence.

1

Goat and Giraffe



2



Every day, Giraffe and Goat go for a walk.
They like to walk and talk.
One day, Goat looked up at his friend.

3



“You are tall,” said Goat to Giraffe.

“Yes,” said the giraffe. “I am tall.

I am taller than the house. I am as tall as the trees,” said Giraffe.

4



Giraffe looked down at Goat.


“You are short,” said Giraffe.

“Yes,” said the goat, “I am shorter than you.

I am shorter than the house.

I am as short as the bushes,” she said.

5




Soon the two friends were tired and hungry.

“I am hungry,” said Giraffe.

“Me too,” says Goat.

“I hope we find something to eat soon,” she said.

6



They passed a field of apple trees and cabbages.
Around the field was a big strong fence.

“I would like to eat some apples,” said Goat.


“I would like to eat some cabbages,” said Giraffe.

7



“Look,” said Giraffe, “I am tall.
I can stretch over the wall.
I can pick the small apples.”
Giraffe started to pick the small apples.

8



“Look,” said Goat. “I am short.
I can crawl under the gate.
I can pick the big cabbages.”
Goat began to pick the big cabbages.

9



“Wait” said Giraffe, “We are hungry but we must not steal.” “Yes,” said Goat, “Let’s go home quickly.” “Thank you, Goat,” said Giraffe. “Today, you taught me new words. You taught me short and tall,” he said.

10 Answer the questions.

1. Who is taller, Goat or Giraffe?
2. What does Goat like to eat?
3. What does Giraffe like to eat?
4. What did they do at the field?
5. What words did Giraffe learn from Goat?

1 Draw your favourite part of the story.

Fill in the missing words.



medicine	liked	food	tree
----------	-------	------	------

1. Oliver loved the _____ and the tree loved him back.
2. "Mother didn't have enough money to buy _____."
3. "I visited the health centre to get some _____."
4. The tree _____ to help her best friend.

2 I am a healthy child.

I eat good food.

I sleep at night.

I play, jump, skip and race but I don't fall.

I kick my ball high in the sky.

I read my book, my mind is healthy.

I am happy and healthy.



3 Read each word in the list below.

Write them in the correct box.



- | | | | |
|-------|-------|------|------|
| crawl | tall | fall | call |
| small | shawl | bawl | wall |

-awl words	-all words

4 Read the words.

Write sentences using these words.



tall fall crawl small

5 Contractions.

A contraction is a shortened form of a word or a group of words. An apostrophe takes the place of the missing letter, for example,

is not - isn't, it is - it's.



Complete the sentences.

didn't don't doesn't isn't can't

1. I _____ go to school on Sunday.
2. I _____ eat rice last night.
3. Mum _____ go to work on Saturday.
4. I _____ want to go home early.
5. Dad _____ coming home today.

6 Complete the sentences.

Draw a picture for every sentence.



1. I _____ every morning.
2. I _____ my book every evening.
3. I _____ to school.
4. I like _____ my bicycle to school.
5. I eat _____ to keep my body _____.

1

How I Keep My Body Healthy



2



What did you do this morning?

I washed my face and my body.

I like washing my body.

Washing my body keeps me clean and healthy.

3



How did you get to school?

I walked. I walked all the way to school.

Walking makes my legs strong and keeps me healthy.

4



What did you do at break?

I sang and clapped my hands.

I like clapping my small hands.

Singing and clapping make me happy.

5



What did you do at lunch?

I ate my food and ran to the playground.

I played football with my friends.

Playing keeps me strong and healthy.

6



What did you do in the afternoon?

I studied Physical Education.

We jumped and skipped around the hall.

Jumping and skipping with my friends is fun.

7



What did you do after school?

I went to a dance class.

My friends and I like dancing. Dancing keeps my body fit and healthy.

8



What did you do when you went home?

I helped my parents cook our food.

I chopped all the vegetables.

Eating good food makes my family happy.

9



What did you do after supper?
I brushed my teeth and went to bed.
I brush my teeth every day.
Brushing keeps my teeth clean and strong.

10 Answer the questions.

1. Why is washing good for you?
2. What makes your legs strong?
3. What did the children do at break?
4. What did the children do at lunch time?
5. What keeps teeth clean and strong?

1 Draw a picture of Maureen.



Finish the sentences.

children	tears	Maureen	shy
----------	-------	---------	-----

1. Maureen's eyes filled with _____.
2. _____ didn't talk for the rest of the day.
3. One by one, the _____ walked over to Maureen.
4. She was always too _____ to ask.

2 Keep your body healthy and strong.



Take a walk and have a talk.
 Go for a run and have some fun.
 Keep on going and don't stop.
 Read a book and take a rest.
 That's how you keep your body healthy and strong.

3 Read each word.



Write them in the correct box.

talk	crawl	walk	bawl
stalk	shawl	chalk	

-awl words	-alk words

4 Read the words.



Write sentences using these words.

talk walk chalk stalk shawl

5 Apostrophes.



Apostrophes are used to show possession, for example, The horse's hay. An apostrophe can show when someone owns something.

Finish the sentences.

teacher's Mum's boy's Grace's

1. The _____ ball went into the bush. (boy)
2. _____ dress is red. (Grace)
3. This is the _____ textbook. (teacher)
4. My _____ father is sick. (Mum)

6 Complete the sentences.



1. Jumping _____.
2. Playing hide and seek is _____.
3. I _____ every day.
4. I _____ to bed _____ every evening.
5. I like eating _____.

1

What Did You Do Today?



2



What did you do this morning?
I touched my head. I touched my toes.
I stretched my arms.

3



What did you do this morning?

This morning, I washed my face.

I combed my hair.

I brushed my teeth with toothpaste and water.

Everyone needs to wash to stay healthy.

4



What did you do this morning?

This morning, I washed my face and hands.

I combed my hair.

I cut my fingernails.

5



How did you get to school?

I walked to school with my big brother.

I walk to school every day.

I walk home from school, too.

6



How did you get to school?

I cycled to school with my little sister.

I cycle to school every day.

I cycle home from school, too.

7



What did you do at break?

I played games with my friends at break time.

We ran around the yard.

We clapped our hands.

Playing games helps me stay healthy.

8



What did you do today?

Today, I went to a party.

I washed my face and hands before the party.

I danced with my friends.

Dancing helps me stay healthy.

9



What did you do today?

I worked in my shop today. I am a shopkeeper.

In the evening, I walked home.

I walked home with my children.

10



What did you do today?

I worked in the health centre today.

I am a nurse.

In the evening, I rested and read my book.

Everyone needs time to rest and read.

11

Put the sentences in the correct order.

1. In the evening, I rested and read my book.
2. I walked home from school.
3. In the morning, I washed my face.
4. I played games with my friends at break time.

12

Match the rhyming words.

pool

class

read

need

meet

how

grass

school

cow

eat

Term 3

Word list

round	hair	oil	shopkeeper	blue	strong
cloud	how	coin	outside	white	keep
shout	howl	soil	bedroom	grey	clap
around	about	point	toothbrush	black	skip
scout	down	boil	football	favourite	study
loud	drown	spoil	textbook	old	supper
nose	town	avoid	notebook	because	parents
ears	cut	voice	sunlight	audio	dance
eyes	wash	toilet	bathroom	pause	fit
face	comb	rejoice	raw	sauce	chop
knees	soap	coil	jaw	taught	family
fingers	brush	join	paw	caught	hop
arms	toothpaste	party	saw	daughter	race
feet	water	home	claw	fault	break
toes	dry	sing	draw	laundry	talk
chin	read	friend	yawn	auto	walk
ankles	dirty	smart	dawn	haul	stalk
proud	house	walk	hawk	auction	chalk
found	mouse	mirror	straw	fence	touched
sound	brown	smart	lawn	field	stretched
out	south	fingerails	dress	pick	cycle
about	now	boy	pants	stretch	little
mouth	frown	enjoy	trousers	steal	games
stomach	towel	annoy	shirt	crawl	stay
hands	cow	toy	skirt	tall	before
shoulders	clean	joy	sandals	fall	worked
head	wash	Roy	blouse	call	evening
elbow	drink	chalkboard	shoes	small	rested
back	healthy	classroom	short	shawl	needs
legs	care	inside	jacket	bawl	
chest	sleep	toothpaste	socks	wall	
heels	jump	sunshine	sweater	mall	
hips	rest	cupboard	cooked	ball	
neck	play	playground	red	help	

1 Write a list of clothes you know.

shirt



_____	_____
_____	_____
_____	_____
_____	_____
_____	_____

2 Draw a person. Write all the parts of the body.



3 Write sentences about how you keep your body clean and healthy.



1 Draw a picture of Cedric preparing soup. Fill in the missing words.



kitchen bake worked brown Happy Birthday

1. Cedric loves singing the “_____” song.
2. Cedric wanted to help his mother _____ a cake.
3. He put all the food on the _____ table.
4. Cedric _____ in the kitchen all day.
5. Cedric made a pot of _____ soup.

2 Fill the gaps with the correct words.



oranges cabbages mangoes tomatoes apples onions

Vegetables

Fruits

1. _____
2. _____
3. _____

1. _____
2. _____
3. _____

3 Read each word in the list below.



Write a list of the soft c words.

- | | | | | |
|-------|-------|------|--------|-------|
| dance | light | city | orange | voice |
| rice | ice | face | race | mango |

4 Read the words.



Write sentences using these words.

city face race police voice

5 Read and draw the foods below in your notebooks.



banana	orange	onion
tomato	carrot	pineapple

6 Complete the sentences in your notebook.



face city rice Grace

1. _____ is a name of a person.
2. I wash my _____ every day.
3. Kigali is a big _____.
4. My dad bought a sack of _____.

1

Going to the Market



2



Hello, my name is Grace.

I live in Kigali city.

This is the market.

This is where I buy my food.

I carry my money, my basket and my shopping list.

3



I go to the market every Saturday.

This is my shopping list.

I write the things I want to buy on my list.


Today, I am going to buy healthy food.

4



I am going to buy food that will give me energy.
I am going to buy food that will help me grow.
I am going to buy meat, fruit and vegetables.

5



First, I am going to buy fruit.
I can buy many fruits at the market.
I see bananas and tree tomatoes.
I see oranges, too.
Today, I am going to buy mangoes and pineapples.

6



Now, I am going to buy some vegetables.
I see cabbage and onions here.
I see Irish potatoes and lettuce, too.
The vegetables look fresh and nice.
Today, I am going to buy sweet potatoes, carrots and tomatoes.

7



Now, I am going to the butcher.
I can buy chicken and goat meat here.
Today, I am going to buy chicken.
I am going to buy fish, too.

8



Now, I am going to buy some rice and some beans.
Beans and rice give me energy.
I need energy to play and dance.
Beans and rice are my favourite foods.

9



Finally, I am going to the dairy.
I can buy milk, cream and butter here.
The cheese and yoghurt look nice.
I am going to buy yoghurt today.

10



Before I go home, I read my shopping list.
Everything is here. My shopping basket is full.
Now, I am going to carry my shopping home.
I like shopping in the city market.

11

Answer the questions.

1. Where is the market?
2. What does Grace carry to market?
3. What food gives us energy?
4. What does Grace buy at the butcher?
5. What are Grace's favourite foods?

Week 3 hard g and soft g sounds

1 Fill in the missing letters.



M_r__t f__d c_r__t ve__tab__s
ca__ _g_ f_s_ m_ _g_ _s

2 Read the poem.



I am going to the market.
Come with me and buy some food.
Come with me to the market.
Tell me what food is good.

3 Read each word in the list below.



Write them in the correct box.

cabbage gate gorilla give goat
danger large orange gift gold
gentle bridge game George garden
age huge Geoffrey go gas

hard g	soft g

4 Read the words.

Write sentences using these words.



goat game age gentle green

5 Complete the sentences.



garage huge George age give

1. My mum bought me a _____ teddy bear.
2. _____ was late for school today.
3. Ann will _____ a gift tomorrow.
4. Grace is 10 years of _____.
5. Father took the car to the _____ this morning.

6 Complete the following exercises.



1. Who do you see at the market?
2. Write the names of the people you see in the market.
3. Write a list of things you see in the market.

1

Are You Going to the Market?




2



Old John sits outside his house.
He lives in a cottage near the village market.
John likes to talk to the people walking by.
Everybody likes talking to John.

3



Hello, Gillian.

Are you going to the market? Yes, John, I am.

When are you going? I am going on Monday.

What are you going to buy? I am going to buy beans and peas.

4



Hello, Roy. Are you going to the market? Yes, I am.

When are you going? I am going on Tuesday.

What are you going to buy?

I am going to buy peppers.

5



Hello, Joy. Are you going to the market? Yes, I am.
Are you going today? No, I am going on Wednesday.
What are you going to buy?
I am going to buy groundnuts.

6



Hello, Grace. Are you going to the market?
Yes, I am. When are you going?
I am going on Thursday.
What are you going to buy?
I am going to buy sweet potatoes.

7



Hello, Tom. Are you going to the market?

Yes, I am. Are you going today?

No, I am going on Friday.

What are you going to buy?

I am going to buy cabbage.

8



Hello, Kate. Are you going to the market?

Yes, I am. When are you going?

I am going on Saturday.

What are you going to buy?

I am going to buy sweet potatoes.

9



On Sunday, John is missing.
John is not sitting outside his house.
Where is John?
Hello John. Where are you going?
I am going to the market.
When are you going? I am going now.
I must buy fruits and vegetables.

10

Answer the questions.

1. Where does John live?
2. When does John go to the market?
3. Who goes to the market on Tuesday?
4. What does John buy at the market?
5. Who buys groundnuts at the market?

**1 Draw John and Michael at the market.
Fill in the missing words.**



basket brothers ran mat plan

1. John and Michael are _____.
2. Mother gave them a shopping list and a _____.
3. The boys _____ around the market.
4. They brought a _____, two candles and two pairs of socks.
5. Mother thought of a _____.

2 Write the items you buy at the market.



Draw a picture of each item.

mangoes bananas meat rice candles socks
mat bed sheets cups plates salt sugar

**3 Read each word.
Write them in the correct box.**



comb wrist write knock know
climb knife two lamb wrong
knee

silent w	silent b	silent k
wrist	lamb	know

4 Read the words.

Write sentences using these words.



climb knife write know

5 Complete the sentences.

pot candle shoes mat basket



1. She gave me two pairs of _____.
2. Grace's _____ is full of water.
3. He can light the _____.
4. Her cat can sit on a _____.
5. My _____ is full of tomatoes.

6 Complete the following exercises.

Ask your parents to help you.



1. Name the things you see at the market.
2. Draw four things you see at the market
3. What do we call the place where we buy meat?

1

Chris Shops in the Market



2



This is Chris.

Chris is writing his shopping list.

Chris is going to the market today.

What is Chris going to buy?

3



Chris needs bread.

Chris needs a comb to comb his hair.

Chris needs fruit and vegetables.

He needs a knife to cut the fruit and vegetables.

4



Where can Chris buy bread?

Chris can buy bread at the bakery.

The bakery is near the gate.

Chris buys a loaf of bread.

5



Now, Chris is going to buy a comb.
He needs a comb to comb his hair.
Where can Chris find a comb?
The combs are over there.

6



Chris sees the combs.
They're between the brushes and the candles.
Chris buys one comb.
Chris looks for the fruit and vegetables.
Where can Chris find the fruit and vegetables?

7



The fruits and vegetables are behind the pots and pans.
There are lots of fruits and vegetables.

The mangoes are on the right.

The onions are on the left.

The tomatoes are between the mangoes and the onions.

8



Chris picks three mangoes.

He picks two onions.

He picks five tomatoes.

Chris pays the shopkeeper.

Chris looks at his shopping list again.

9



“Excuse me,” says Chris.

“Where can I find a knife?”

“They’re over there,” says the shopkeeper.

“They are inside that shop.”

“Thank you,” says Chris.

10



“Hello,” says Chris “I want to buy a knife,”

“Here is a knife,” says the shopkeeper.

“Be careful, this knife is very sharp.”

Chris puts the sharp knife in his bag.

11



Chris reads his shopping list again.

I have bread.

I have a comb to comb my hair.

I have tomatoes, onions and mangoes.

I have a knife to cut fruit and vegetables.

12

Answer the questions.

1. Who is going to the market today?
2. What does Chris buy from the market?
3. Why does Chris buy a knife?
4. Where does Chris buy bread?
5. Where does Chris find the fruits and vegetables?

1 Draw the items you need to bake banana bread.



Fill in the missing words.

stove wash hurt apron food good

1. Wearing an _____ will keep your clothes clean.
2. It's easy to get _____ in the kitchen if you're not careful.
3. Always _____ your hands with soap and water .
4. Bananas are healthy _____.
5. You can bake banana bread in an oven or a _____.

2 Find two ingredients that are not used in baking banana bread.



eggs	baking soda	butter
flour	vegetable oil	salt
powder	lemon	sugar

3 Read the following text.

My farm is very dry,
Clouds in the sky just fly by,
The dust in my eye makes me cry,
Why is there no rain in July?



Read each word in the list below.

Write the words that rhyme with by.



fly July why eye bye
sky cry my try dry
main tomato sell come

4 Read the words.

Write sentences using these words.

fly July my why bye

5 Fill in the missing numbers.

30, __, __, 27, 26, __, __, 23, 22, __
20, 19, __, __, 16, 15, __, __, 12, 11
__, 9, __, 7, __, __, __, 3, __, 1



6 Finish the sentences.

1. Thirty green _____ hanging on the tree.
2. Along came _____ and chewed one.
3. How many green bananas _____ on the tray?
4. Eighteen green bananas in a _____ bag.
5. _____ green bananas in the fruit basket.



1

Let's Count Bananas



2



Thirty green bananas are hanging on the tree.
Down comes the rain and washes away four.
How many green bananas are hanging on the tree?

3



Twenty-six green bananas are under the sun.
Along comes a monkey.
The monkey steals one.
How many green bananas are under the sun?

4



Twenty-five green bananas are lying on the tray.
Jimmy the shopkeeper, sells eight of them.
How many green bananas are lying on the tray?

5



Seventeen green bananas are in a shopping bag.
Two bananas fall out and bounce on the ground.
How many green bananas are in the shopping bag?

6



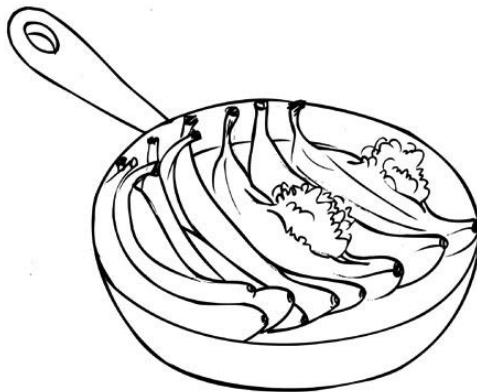
Fifteen green bananas are in the market stall.
Mother goes to the market.
She buys four of them.
How many green bananas are left on the market stall?

7



Eleven green bananas are on the kitchen table.
Two bananas fall on the floor.
How many green bananas are left on the kitchen table?

8



Nine green bananas are roasting in the pan.
One goes pop and the other goes bang.
How many green bananas are roasting in the pan?

9



Seven green bananas are lying over there.

A rat steals five and runs away.

How many green bananas are lying over there?

10



Two yellow bananas are in the fruit basket.

John eats one.

How many yellow bananas remain in the fruit basket?

11



One big banana.
One big banana for me.
I like to eat bananas.
I eat them with my tea.
No more bananas.

12

Answer the questions.

1. How many bananas were on the tree?
2. How many bananas dropped out of the bag?
3. How many bananas did the rat steal?
4. How many bananas were roasting in the pan?

**1 Draw the little old lady.
Fill in the missing words.**



horse fast oven man fox

1. The little old _____ and the little old lady lived in a little cottage.
2. The gingerbread man ran out of the _____.
3. "Run, run, as _____ as you can!" .
4. The cow and the _____ wanted to eat the gingerbread man.
5. The sly _____ ate the gingerbread man.

2 Fill in the missing numbers.



1, 2, 3, __, __, 6, 7, __, __, 10.

30, 31, 32, __, __, 35, 36, __, __, 39, 40.

61, 62, 63, __, __, 66, 67, __, __, 70.

71, 72, __, __, 75, 76, __, __, 79, 80.

90, 91, 92, __, __, 95, 96, __, __, 99, 100.

3 Read each word in the list below.

Write them in the correct box.



wrist	thumb	knock	wrote	wrong	climb
write	knife	comb	knee	know	lamb

silent w	silent b	silent k

4 Read the words.

Write sentences using these words.

thumb	knock	comb	knee
-------	-------	------	------

5 Unscramble the letters to make words. Every word is a number.



10 = net 11 = nevele, 12 = evlewt, 13 = neetriht,
14 = neetruof 15 = neetfif, 16 = neetxis,
17 = neetneves 18 = neethgie, 19 = neetenin,
20 = ytnewt, 40 = tryof, 50 = ftyif, 60 = xisty,
90 = yenint

6 Answer the questions.



1. What is the first month of the year?
2. Which month do farmers take cows up the hills?
3. How many days does the month of April have?
4. Why are grasses brown and dry in August?
5. What do people do during December?

1

Months of the Year

JANUARY						
1	2	3	4	5	6	7
8	9	10	11	12	13	14
15	16	17	18	19	20	21
22	23	24	25	26	27	28
29	30	31				



2

JANUARY						
1	2	3	4	5	6	7
8	9	10	11	12	13	14
15	16	17	18	19	20	21
22	23	24	25	26	27	28
29	30	31				



What is the first month?

January is the first month of the year.

January has 31 days.

Our school year begins in January.

We will learn many new things.

3

FEBRUARY						
			1	2	3	4
5	6	7	8	9	10	11
12	13	14	15	16	17	18
19	20	21	22	23	24	25
26	27	28				

What is the second month?

February is the second month.

It is the shortest month of the year.

It has 28 days.

On a leap year, it has 29 days.

This happens every four years.

4

MARCH						
			1	2	3	4
5	6	7	8	9	10	11
12	13	14	15	16	17	18
19	20	21	22	23	24	25
26	27	28	29	30	31	

What is the third month?

March is the third month.

March has 31 days.

The farmer takes the cow up the hill.

5

APRIL						
	1	2	3	4	5	6
7	8	9	10	11	12	13
14	15	16	17	18	19	20
21	22	23	24	25	26	27
28	29	30				



What is the fourth month?

April is the fourth month.


April has 30 days.

April brings us cold rain showers.

The rivers are wide and full of water.

6

MAY						
			1	2	3	4
5	6	7	8	9	10	11
12	13	14	15	16	17	18
19	20	21	22	23	24	25
26	27	28	29	30	31	



What is the fifth month?

May is the fifth month.


May has 31 days.

The forest flowers bloom again.

The bees move from flower to hive.

7

JUNE						
	1	2	3	4	5	
6	7	8	9	10	11	12
13	14	15	16	17	18	19
20	21	22	23	24	25	26
27	28	29	30			



What is the sixth month?

June is the sixth month.

June has 30 days.

The sun begins to shine again.

We feel the warm sunshine on our skin.

We like to splash and swim.

8

JULY						
			1	2	3	
4	5	6	7	8	9	10
11	12	13	14	15	16	17
18	19	20	21	22	23	24
25	26	27	28	29	30	31



What is the seventh month?

July is the seventh month.

July has 31 days.

Our school is closed for holidays.

We can run, jump, skip and play.

We love holidays!

9

AUGUST						
1	2	3	4	5	6	7
8	9	10	11	12	13	14
15	16	17	18	19	20	21
22	23	24	25	26	27	28
29	30	31				



What is the eighth month?

August is the eighth month.

August has 31 days.

August is the warmest month of the year.

Cloudless skies are blue and clear.

The grass is brown and dry.

10

SEPTEMBER						
		1	2	3	4	
5	6	7	8	9	10	11
12	13	14	15	16	17	18
19	20	21	22	23	24	25
26	27	28	29	30		



What is the ninth month?

September is the ninth month.

September has 30 days.

It's time to plant our crops again.

We plant beans, maize and potatoes.

11

OCTOBER						
		1	2	3	4	5
6	7	8	9	10	11	12
13	14	15	16	17	18	19
20	21	22	23	24	25	26
27	28	29	30	31		



What is the tenth month?

October is the tenth month.

October has 31 days.

In October, our school year ends.

In January, we will be in Primary 4.

12

NOVEMBER						
		1	2	3	4	5
6	7	8	9	10	11	12
13	14	15	16	17	18	19
20	21	22	23	24	25	26
27	28	29	30			



What is the eleventh month?

November is the eleventh month.

November has 30 days.

We help our parents work in the fields.

In our free time we like to read.

13



What is the twelfth month?

December is the twelfth month.

December has 31 days.

It is the last month of the year.

We harvest our food and we dry the beans.

14

Say the poem.

30 days has September, April, June, and
November.

All the rest have 31.

Except February alone, which has 28 and 29 days
in a leap year.

15

Answer the questions.

1. What is the first month of the year?
2. Which month of the year is the shortest?
3. What is the fourth month of the year?
4. How many months have 31 days?
5. How many days are in the month of June?

16

Fill in the missing words.

This month is _____.

Next month is _____.

Last month was _____.

My birthday is in _____.

**1 Draw a picture of Mouse.
Fill in the missing words.**



cold happy bed blanket better

1. Mouse was a very _____ little mouse.
2. "Mouse go back to _____," said Giraffe.
3. Mouse had a bad _____.
4. Monkey bought a _____ for Mouse.
5. Soon, Mouse was feeling _____ .

2 Read the poem.



My Book

I read my book,
It had good words;
Bread, thread, spread and head.



3 Read each word in the list below.



Write the words that rhyme with head.

bread	main	weather	head	comb
feather	tomato	spread	come	thread

4 Read the words.

Write sentences using these words.



bread weather head read

5 Unscramble the words to make new words.

Write them in your notebook.



ot g	=	got	lsaml	=	_____
cmuh	=	_____	botua	=	_____
tret e	=	_____			
ek e p	=	_____			
rk d in	=	_____			

6 Answer the following questions:



1. Where does Martin carry his things?
2. What does Martin sell?
3. Where does Martin sell most of his things?
4. When does Martin sell his things?
5. What does Martin do before he goes to bed?

1

A Shop on his Head



2



Look at Martin.

He carries a basket with many things on his head.

3



Martin sells almost everything.
He walks on the wide streets.
He walks on the narrow streets.

4



He walks around and says, “Spoons, cups, salt and shoes.
What would you like?”

5



Martin sells almost everything.
He walks on the wide streets.
He walks on the narrow streets.

6



He walks around and says, "Pots, plates, balls and matches. What would you like?"

7



Martin sells big things and small things.
He sells over here.
He sells over there.
He sells everywhere.

8




He walks around and says, “Candles, knives, thread
and toothbrushes. What would you like?”

9



Martin sells the things people need.
He walks around and says, "Soap, biscuits, combs
and gloves. What would you like?"

10




Martin sells in the morning.
He sells in the afternoon.
He sells in the evening.
Martin sells all the time.

11



Martin sells in the sunshine.
Martin shelters when it rains.
Sometimes he sells a little.
Sometimes he sells a lot.

12



At the end of the day, Martin takes the basket off his head. He counts his money and goes to bed.

13

Answer the questions.

1. Where does Martin carry his things?
2. What does Martin sell?
3. Where does Martin sell his things?
4. What does he do when it rains?
5. What does Martin do before he goes to bed?

14

Fill in the missing words from the story.

1. Martin sells _____
_____ and _____ on the streets.
2. The opposite of:
wide is _____.
a little is _____.
day is _____.

**1 Draw the Three Little Goats.
Fill in the missing words.**



little bricks money green strong

1. Every day, the little goats ate the fresh _____ grass.
2. Mother Goat gave each goat some _____.
3. Do you have any _____? asked the little goat.
4. "Little goat, _____ goat, let me come in," said the leopard.
5. The brick house was very _____.

2 Fill in the missing letters to write names of things we buy in the market.



r_ ce	b_ n_ n_	b_ _ k	s_ _ et	po_ at_
p_ n_ il	t_ m_ t_	ch_ _ r	ca_ _ ot	c_ _ b_ g_
ta_ l_	m_ _ g_	on_ o_		

**3 Read each word in the list below.
Write them in the correct box.**



rice	age	cage	dance	dice
gold	goat	cabbage	ginger	garage

soft g	hard g	soft c	hard c

4 Read the words.

Write sentences using these words.



cabbage ginger dance gold rice

5 Fill the gaps using How much, or How many.



1. _____ money do you pay for 2 eggs?
2. _____ story books do you have?
3. _____ flour do you need?
4. _____ mangoes do you have?
5. _____ pencils are in the box?

6 Fill in the correct words from the story **Going to the Market**.



1. Kate _____ to the kitchen.
2. _____ goes to the market.
3. Kate shakes her _____.

1

Shopping for Dinner



2



“Let’s make dinner,” Dad said.

Kate ran to the kitchen.

“Can I help?” asked Kate.

“What are we going to make?” she asked.

3



“Can you get the bag of rice?” asked Dad.
Kate went to the shelf to get the rice.

“Oh no!” Kate said.

“We don’t have any rice!” “Oh no!” Dad said.

“We don’t have any potatoes.”

4



Kate shook her head.

“We need to buy some food,” she laughed.

“Let’s go to the market,” Dad said.

“Get ready, I’ll get my bike.”

5



“Do you have any rice?” asked Kate.

“Yes, I have lots of rice,” said the shopkeeper.

“How much do you want?” she asked.

“I want two kilos, please.” replied Kate.

6



“Do you have any tomatoes?” asked Dad.

“Yes, I have a lot of tomatoes,” replied the shopkeeper.

“How many do you want?” she asked.

“I want one kilo, please” said Dad.

7



“Let’s buy a pineapple,” said Kate.

“Good idea, I like pineapples,” said Dad.

The shopkeeper showed them two pineapples.

“Which one do you want?” asked the shopkeeper.

“I want that one,” replied Dad.

8



“Do you have any potatoes?” asked Kate.

“Yes, I have sweet potatoes,” said the shopkeeper.

“How much do you want?” she asked.

“How much is a kilogram?” asked Kate.

“500 francs a kilogram,” replied the shopkeeper.

9



“I want two kilos.”

“That is one thousand francs, please” said the shopkeeper.

“Here is the money,” said Dad.

“Thank you,” said the shopkeeper.

10



“We need to buy some groundnuts and avocados,” said Dad.

“How many do we need?” asked Kate.

“We need a few ripe avocados.”

“We need half a kilo of groundnuts,” he said.

11



“Mmm,” said Kate.

“This food is making me hungry.”

“Now, we have a lot of food,” said Dad.

12



“Let’s get our bike,” said Dad.

“Now we can go home and cook our dinner,” he added.

12

Answer the questions.

1. Who was going to make dinner?
2. How did they travel to the market?
3. How many kilos of rice did they buy?
4. How much is a kilo of sweet potatoes?
5. How many kilos of sweet potatoes did they buy?

13

Match the rhyming words.

block	clock
balloon	bear
chair	spoon
log	cone
tree	frog
bone	bee

1 Draw the little hen.



Fill in the missing words.

bread cat wheat market little

1. A lamb, a _____, a pig and a little hen lived on a farm.
2. One day, the little hen went to the _____.
3. The little hen bought grains of _____.
4. The little hen baked the _____.
5. The _____ hen ate the bread.

2 Choose the words that rhyme with can and bin.



man fan bin Dan tin van pin pan ran sin

Can

1. _____

2. _____

3. _____

4. _____

5. _____

Bin

1. _____

2. _____

3. _____

4. _____

5. _____

3 Match the words that rhyme.



Hog	Ben
Pig	Mat
Fat	log
Hen	jig

4 Read the words.

Write sentences using these words.



best hair ship shell duck

5 Fill in the gaps.

grains market shops

1. I saw _____ at the market.
2. I went to the _____.
3. I bought _____ at the market.

6 Write the correct words from the story.



1. I went to the market to buy a new _____.
2. I bought _____ and groundnuts.
3. I _____ slowly to the market.
4. I _____ new shoes.
5. I crawled on the _____.

1

Where Did You Go Yesterday?



2



Hello Giraffe, where did you go yesterday? I went to the market to buy a new dress. How did you get there? I ran.

3




Hello Monkey, where did you go yesterday?
I went to the market.
What did you buy?
I bought bananas and groundnuts.

4



Good morning, Hippo, where did you go yesterday?
I went to the market.
How did you get there?
I walked slowly to the market.

5




Good afternoon, Gorillas, where did you go yesterday?

We went to the market.

What did you buy?

We bought new shoes.

6



Good afternoon, Snake, where did you go yesterday?

I went to the market.

How did you get there?


I crawled on the ground.

7



Good afternoon, Zebra, where did you go yesterday?
I went to the market to buy a new coat.
How did you get there?
I ran across fields and over the bridge.

8



Good evening, Rabbit, where did you go yesterday?
I went to the market to sell pots and pans.
How did you get there?
I hopped and I jumped.

9



Good evening, Crow, where did you go yesterday?
I went to the market to buy fruits and vegetables.
How did you get there?
I flew high in the sky.

10



Good evening, Mouse, where did you go yesterday?
I went to the market to buy cheese.
What did you see there? I saw bread and cheese.

11



Good evening, Goat, where did you go yesterday?
I went to the market to sell milk.
Who did you see there?
I saw all my friends.

12

Answer the questions.

1. What did Giraffe buy at the market?
2. Who bought bananas at the market?
3. What did the Gorillas buy at the market?
4. Who bought a new coat at the market?
5. Who went to the market to sell pots and pans?

JANUARY

1	2	3	4	5	6	7
8	9	10	11	12	13	14
15	16	17	18	19	20	21
22	23	24	25	26	27	28
29	30	31				

