

All About Me

A Guide to Writing



Grade 3 Learner's Workbook

T.A.G.S. Director: Dr Letizia Gambrell-Boone

Hampton University Writers: Dr Gertrude Henry, Dr Shelia Mingo Jones, Dr Lisa Jo Vernon, and Dr Martha M. Williams, Department of Education, Hampton University, Hampton, Virginia, USA.

South African Team: Mr Morgan Pillay, Ms Freda Wilkens, Mr Mboni Nematangari, Mr Mandla Maseko and Ms Sefora Pitso-Setene, Republic of South Africa Department of Education.

Contributors: Dr Mabel Khawaja and Dr Clayton Holloway, Department of English, Hampton University, and Ms Lucy Moyane, Ms Albertina Dano, Mr Themba Majola and Mr Wonga Tabata, Republic of South Africa Department of Education, and Ms Cynthia Chassy, USAID South Africa.

Illustrator: Ms Adrian Williams, Hampton University

Copy Editor: Ms Susan L. Majette, Majette Enterprises

Layout and Design: Mr Kelcey Newman, Attain Design, Inc.

Funded by the United States Agency for International Development
Contract No. 1435-01-02-CT-70684
Copyright © 2005 by Hampton University Press



COPYRIGHT NOTICE: This work was funded in whole or in part by the Department of the Interior, U.S. Agency for International Development (USAID) under U.S. Government contract No. 1435-01-02-CT-70684, and is, therefore, subject to the following license: The Government is granted for itself and others acting on its behalf a paid-up, nonexclusive, irrevocable worldwide license in this work to reproduce, prepare derivative works, distribute copies to the public, and perform publicly and display publicly, by or on behalf of the Government. All other rights are reserved by the copyright owner.



Lesson Plan 1

My Environment

Draw what you think this environment would look like.

Write your answers to the following questions:

1. What do you think happened?

2. Why do you think there are no more plants?

3. Why do you think the people are small?

4. Why do you think the cars are small?

5. Why do you think the water is dirty?

6. Why do you think the air is thick and has a strange smell?

7. Why do you think the soil is dry and hard?

Survival Plan

Step 1 - Planning

Write the name of the leader and scribe of your group. Write the name of your group.

Leader: _____

Scribe: _____

Name of group: _____

Plan of action

1. Select items from the box that you can use to make something with.
2. Write why you selected the items and how you will use them.

Draw a picture of the items and how they will be used.

Survival Plan

Step 3 - Construction

Write the answers to the following questions:

1. What was the purpose of your design?

2. How did you construct your design?

3. How well did your group's plan work?

4. Describe the role of each member of the group.

Write a story about "how the class saved the environment."
Include in the story topics such as:

Recycling

Conservation

Sustainability

Pollution

Design and construction

Usefulness of the design

Why it is important to save our environment?

How the construction fits into the culture?

How the construction enables families to survive better?

How the environment is being saved?

Preventive measures that could have been used to save the environment.

What other things could have been collected to preserve the environment and culture?

What has been learned about saving the environment?

What has been learned about working together to save the earth?

Write how the class saved the environment.

Write a topic sentence.

Write five to eight detail sentences.

1.

2.

3.

Detail sentences (continued)

4. _____

5. _____

6. _____

7. _____

8. _____

Write a concluding sentence.

Write a title for your story.

Write your name as the author _____

"How the Class Saved the Environment"
Peer Revision Form

Writer's Name _____.

Title of the Story: _____.

Is there a topic sentence? Yes No

Are there five to eight detail sentences? Yes No

Is there a concluding sentence? Yes No

I liked this story because _____.

I want to know more about _____.

Partner's Name: _____.



Write the title of your story. Write your name as the author and illustrate your cover (title) page.

Author's Name_____.

Title:_____.



Write your topic sentence. Create an illustration.



Write your first detail sentence. Create an illustration.



Write the next detail sentence. Create an illustration.



Write the next detail sentence. Create an illustration.



Write the next detail sentence. Create an illustration.



Write your last detail sentence. *Create an illustration.*



Write your concluding sentence for your story. Create an illustration for the last page of your book.



Lesson Plan 2

Grooming/Exercise

Write the number of pulse beats on the line in the space provided.

Multiply this number by 6 and write your answer in the space.

Activity	Before Exercise	After Exercise
Pulse	_____ X 6 = _____	_____ X 6 = _____
Breathing		
Skin		

Write the answers to the following questions:

1. Why do we perspire/sweat when we do physical movements?

2. What is happening inside our bodies when we breathe faster?

3. What is happening inside our body when our pulse beats faster?

4. What muscles do we use when we exercise?

Repeat the chant.

Heart, Brain, Grow, Muscles

My heart goes pump! pump! pump!
So my brain can think! think! think!
Now I will grow! grow! grow!
To be strong! strong! strong!

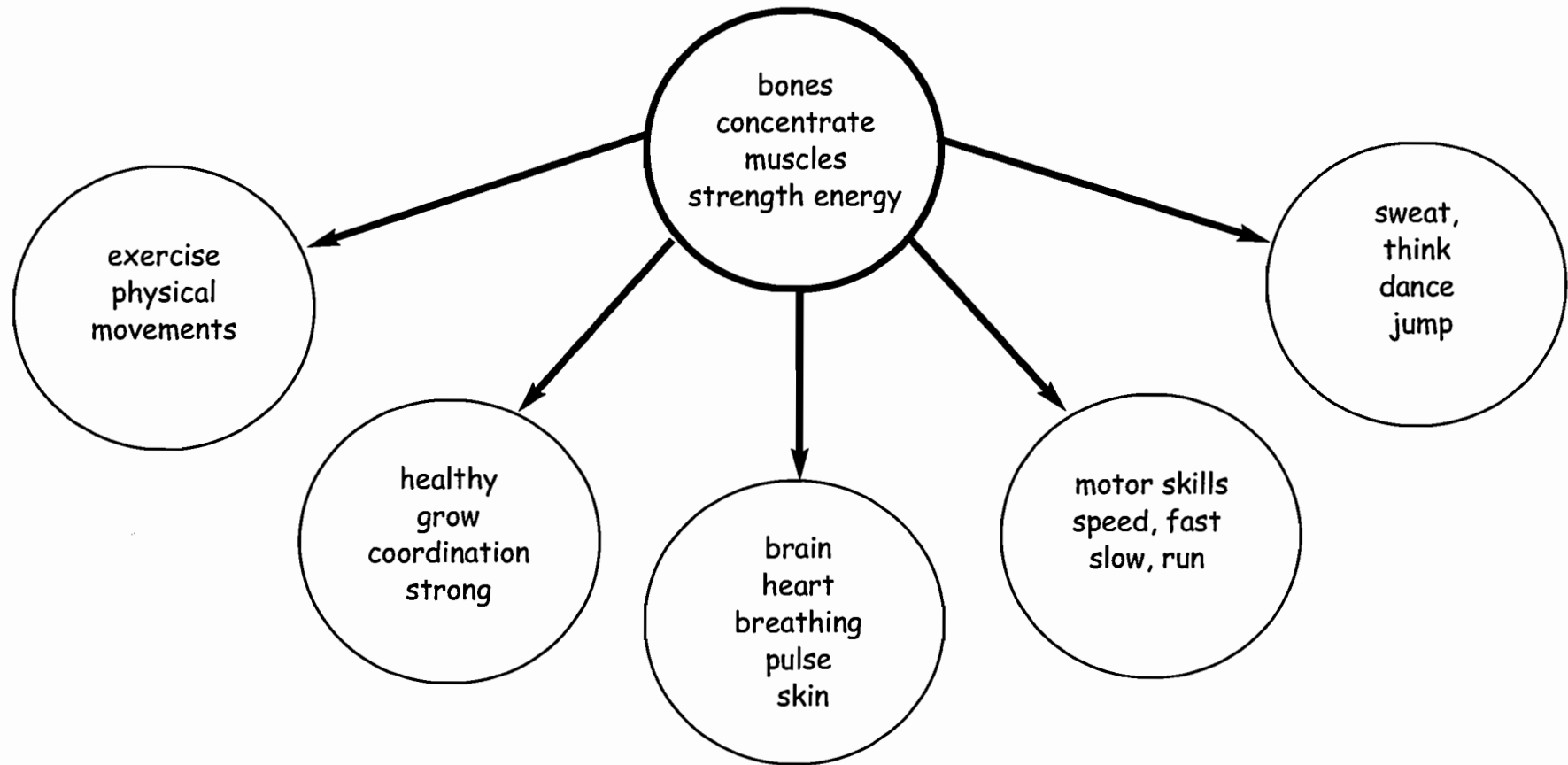
Draw a picture of yourself exercising and moving your body. Write sentences about your picture.

Write sentences about your exercise and body movement.

Why did you choose this activity?

How will this exercise help you grow?

Compose your own chant or song using many words from the word bank below.



Write your chant or song. Create an illustration.

Title

"My Chant or Song"

Peer Revision Form

Writer's Name _____.

Title of the Story: _____.

Is there a topic sentence? Yes No

Are there five to eight detail sentences? Yes No

Is there a concluding sentence? Yes No

I liked this story because _____.

I want to know more about _____.

Partner's Name: _____.

Write the title of your chant or song.
Write your name as the author,
and illustrate your cover (title) page.

Author's Name_____.

Title:_____.

Write your topic. Create an illustration.

Write your first line. Create an illustration.

Write the next line. Create an illustration.

Write the next line. Create an illustration.

Write the next line. Create an illustration.

Write your last line. Create an illustration.

Write your concluding line for your chant or song.
Create an illustration for the last page of your book.



Lesson Plan 3

Building and Roads

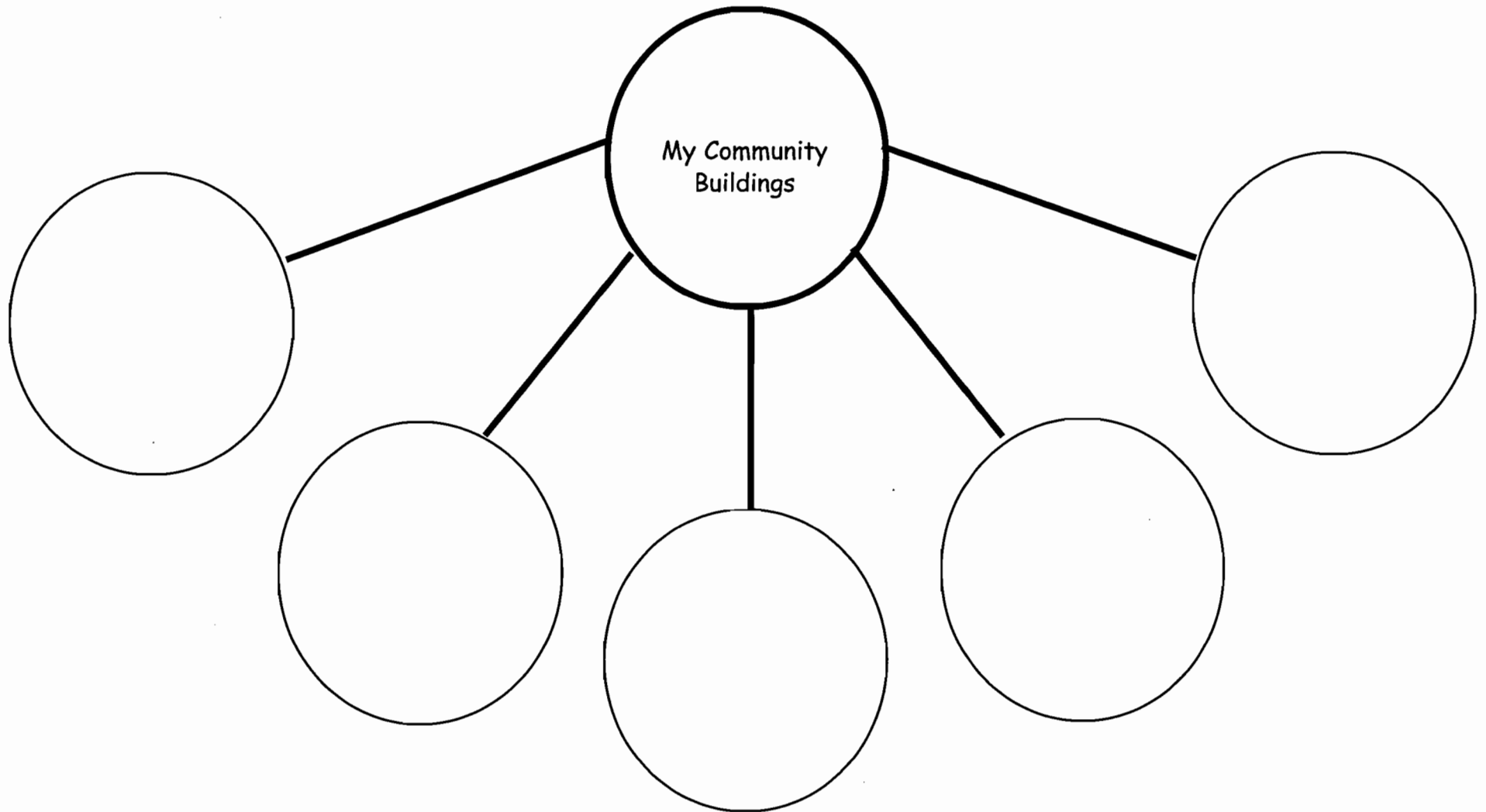
South Africa Daily Newspaper

Press Release

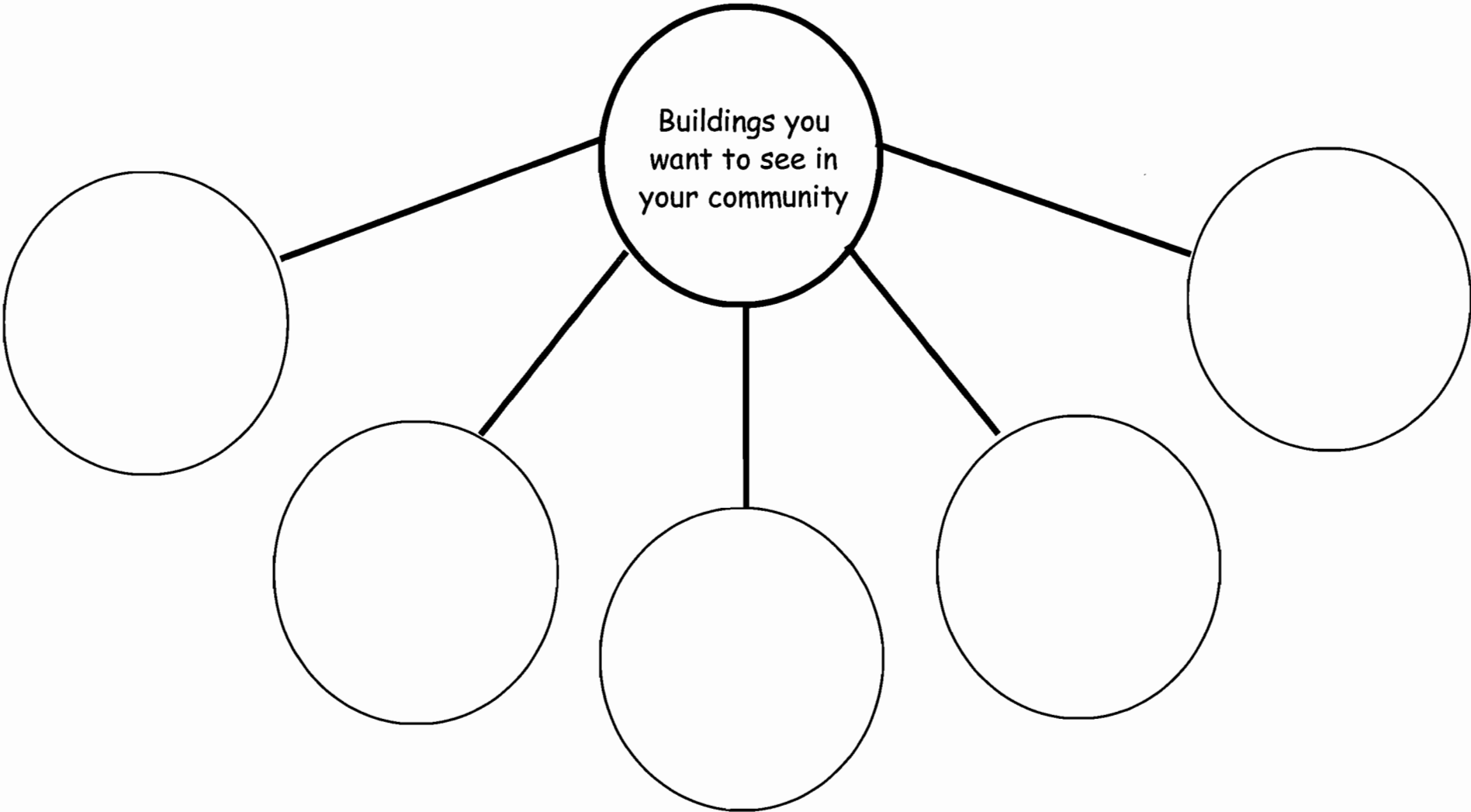
Architects for South Africa Announce New Community Design Project.

Architects for South Africa are looking for a talented team of designers and builders to work together to develop facilities for a new community in South Africa. These new community facilities should include a school, clinic, store, and homes. There should also be at least six (6) additional buildings that will help to support a new community for businesses and families. Lastly, these community facilities must include roads, rails, and/or other connectors to enable people to travel in and outside of the community. Please submit your design proposal using the form provided.

What buildings are in your community?



What buildings do you want to see in your community?



New Community Proposal Registration Form

Proposed Name of the New Community:

Names of Community Building Team:

What six (6) additional buildings are included in your new community?

1.

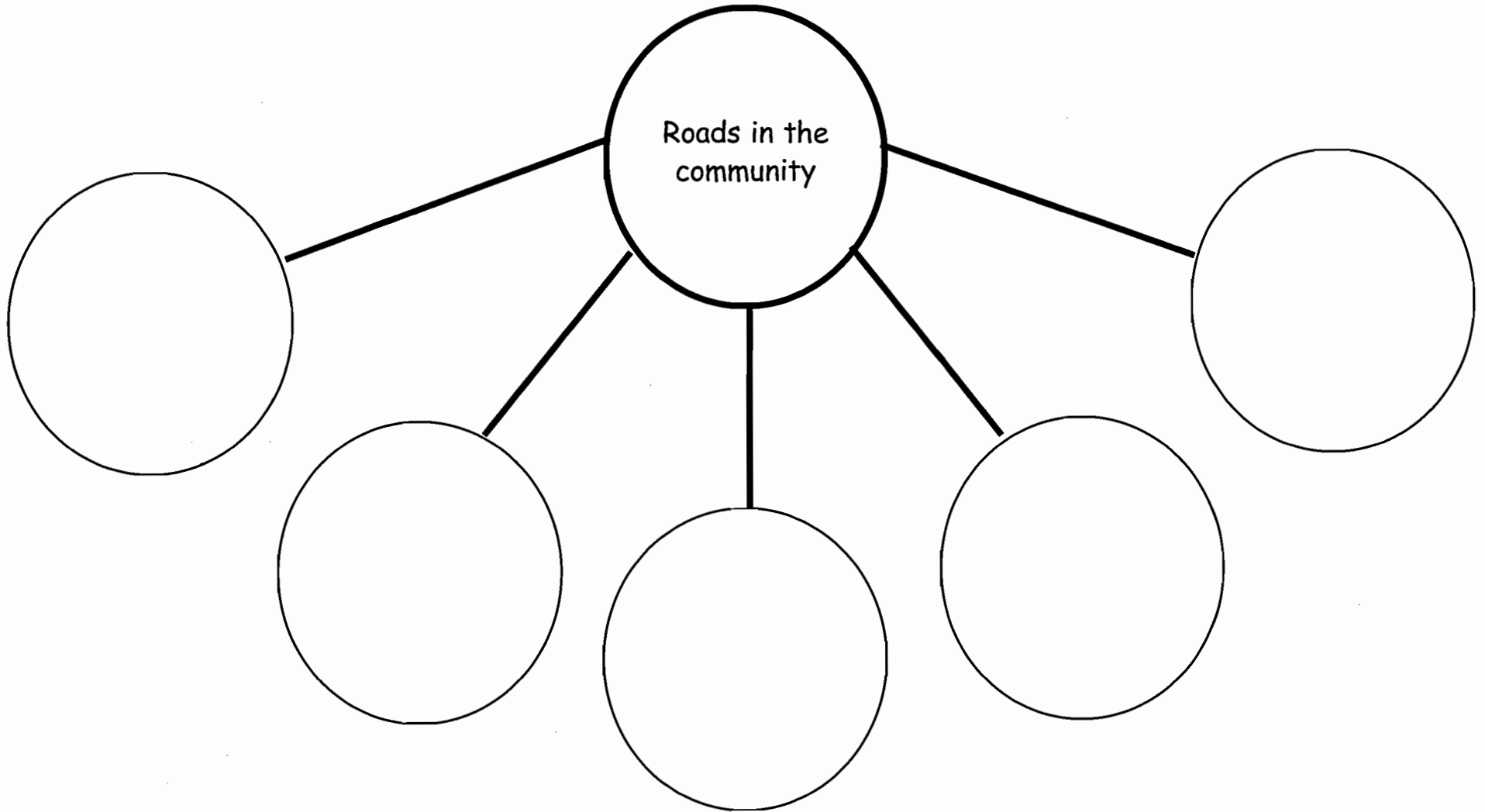
2.

3.

4.

5.

What kinds of roads connect the community?



Complete the chart for your community.

Type of Building	Purpose of the Building	Who Uses the Building
School	To learn literacy, numeracy, and life skills	Teachers, learners, community, parents
Clinic	To help people when they are sick	Children, parents, babies, adults
Stores	To buy things we need	Community, adults, children
Homes	To provide a place to sleep, eat, play and live	Families
1.		
2.		
3.		
4.		
5.		
6.		

Name of my community _____

<p>Answer questions about my community building 1:</p> <p>Name _____</p> <p>Location _____</p> <p>Who uses the building? _____</p> <p>Purpose of the building _____</p>	<p>Draw a picture.</p>
<p>Answer questions about my community building 2:</p> <p>Name _____</p> <p>Location _____</p> <p>Who uses the building? _____</p> <p>Purpose of the building _____</p>	<p>Draw a picture.</p>

Name of my community _____

<p>Answer questions about my community building 3:</p> <p>Name _____</p> <p>Location _____</p> <p>Who uses the building? _____</p> <p>Purpose of the building _____</p>	<p>Draw a picture.</p>
<p>Answer questions about my community building 4:</p> <p>Name _____</p> <p>Location _____</p> <p>Who uses the building? _____</p> <p>Purpose of the building _____</p>	<p>Draw a picture.</p>

Name of my community _____

<p>Answer questions about my community building 5:</p> <p>Name _____</p> <p>Location _____</p> <p>Who uses the building? _____</p> <p>Purpose of the building _____</p>	<p>Draw a picture.</p>
<p>Answer questions about my community building 6:</p> <p>Name _____</p> <p>Location _____</p> <p>Who uses the building? _____</p> <p>Purpose of the building _____</p>	<p>Draw a picture.</p>

Name of my community _____

Answer questions about my community building 7:

Name _____

Location _____

Who uses the building? _____

Purpose of the building _____

Draw a picture.

Answer questions about my community building 8:

Name _____

Location _____

Who uses the building? _____

Purpose of the building _____

Draw a picture.

Name of my community _____

Answer questions about my community building 9:

Name _____

Location _____

Who uses the building? _____

Purpose of the building _____

Draw a picture.

Answer questions about my community building 10:

Name _____

Location _____

Who uses the building? _____

Purpose of the building _____

Draw a picture.

Write a story about the Buildings in your new community.

Write a topic sentence.

Write five (5) detail sentences.

Write a concluding sentence.

Topic sentence _____

Detail sentences

1. _____

2. _____

3. _____

4. _____

5. _____

Concluding sentence _____

Write a story about the People in your new community.

Write a topic sentence.

Write five (5) detail sentences.

Write a concluding sentence.

Topic sentence _____

Detail sentences

1. _____

2. _____

3. _____

4. _____

5. _____

Concluding sentence _____

Write a story about the Roads in your new community.

Write a topic sentence.

Write five (5) detail sentences.

Write a concluding sentence.

Topic sentence _____

Detail sentences

1. _____

2. _____

3. _____

4. _____

5. _____

Concluding sentence _____

Write the title of your story.
Write your name as the author.
Write the year.
Illustrate your cover page.

Title _____

Author _____

Copyright _____

Year _____

After reading a team member's story, complete this form.

Peer Revision Form

Author's Name _____

Title of the Story _____

Buildings

1. This a paragraph about buildings. Yes No

2. I don't understand _____

3. Tell me more about _____

People

4. This a paragraph about people. Yes No

5. I don't understand _____

6. Tell me more about _____

Roads

7. This is a paragraph about roads _____

8. I don't understand _____

This is a story about the community. Yes No

Peer Reviewer's Name _____

Write your story.

Write your story.

Write your story.

Evaluate your story

Title of the Story _____

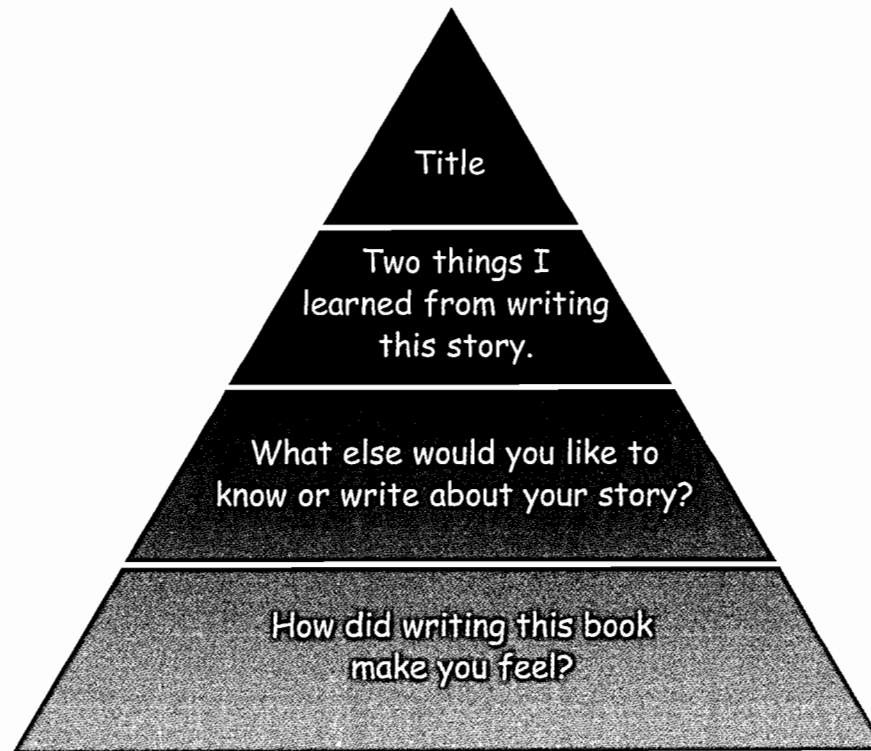
What did you enjoy most about writing your story?

Three New Words

Main Idea

I am proud of

What do you think about your story?





Story Starters



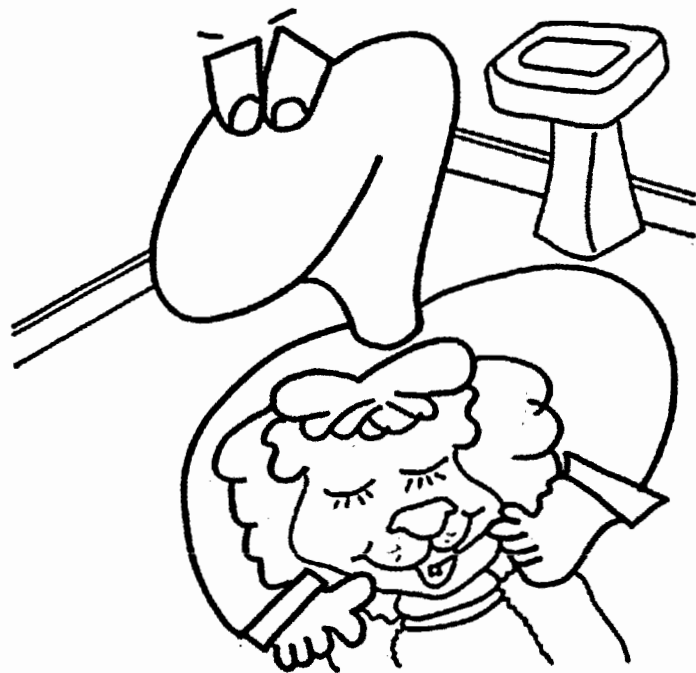












ISBN# 1-932788-40-9