



Decentralized Basic Education 1: Management and Governance

Public Private Alliance



DBE 1 Special Report

September 2008

This publication was produced for review by the United States Agency for International Development
This report was prepared by RTI International.

More Effective Decentralized Education Management and Governance

Deliverable 14

Public-Private Alliance

Contract 497-M-00-05-00029-00

Prepared for
USAID/Indonesia

Prepared by
RTI International¹
3040 Cornwallis Road
Post Office Box 12194
Research Triangle Park, NC 27709-2194

The author's views expressed in this publication do not necessarily reflect the views of the United States Agency for International Development or the United States Government.

¹ RTI International is a trade name of Research Triangle Institute.

Table of Contents

	Page
I. Introduction.....	1
II. Overview Summary of Public-Private Alliances in Year 3 of the Project: October 2007–September 2008	1
III. Public Private Alliance Overview	2
IV. Description of Alliances in Year 3 of the Project.....	3
A. The Chevron-USAID Alliance in Aceh.....	3
B. The BP Alliance: West Papua	5
C. The ConocoPhillips Alliance: Central Java and Yogyakarta.....	6
D. The Chevron Alliance: Yogyakarta.....	18
V. Description of Alliances likely to be formed in Year 4 of the Project	20

Deliverable 14: Public Private Alliances

A summary written account of alliances identified and under development with the private sector. For each alliance, the report will include a summary of the contribution of the parties, including the amount of leverage brought by the Contractor; a description of new resources, level of innovations, and new partners; and a summary of how the interest and objectives of each partner converge.

I. Introduction

This report details progress on the Public Private Alliance component implemented and developed by Decentralized Basic Education project, DBE1, in the period October 2007 to September 2008. This report is an update on the reports submitted in September 2006 and 2007.

II. Overview Summary of Public-Private Alliances in Year 3 of the Project: October 2007–September 2008

At the beginning of the project, DBE1 was required to set aside approximately \$677,775 amounting to 15% of program activities. DBE1 task order requires a 1:1 leverage (preferred 2:1). Through Year 3 of the project, DBE1 has leveraged 3:1 from the private sector.

PPA amount set aside in DBE1 Budget: \$677,775
Total committed through September 2008: \$564,000
Total leveraged through September 2008: \$1,547,000

PPA amount set aside in Aceh Contract Modification: \$350,000. DBE1 does not plan to use these funds to support further PPAs based on MTR recommendations.

Total committed through September 2008: 0
Total leveraged through September 2008: 0

Amount set aside for GDA/Chevron Alliance: \$250,000
Amount spent through September 2008: \$243,081

Table: Summary of Public-Private Alliances

Alliances	Total leveraged	Total commitment	Ratio	Status
BP Alliance	\$500,000	\$225,000	2:1	Active
BP Migas Alliance	\$222,000	\$50,000	4:1	Completed
ConocoPhillips Alliance	\$700,000	\$279,000	3:1	Active
Chevron Alliance	\$125,000	\$10,000	12:1	Completed
Total	\$1,547,000	\$564,000	3:1	

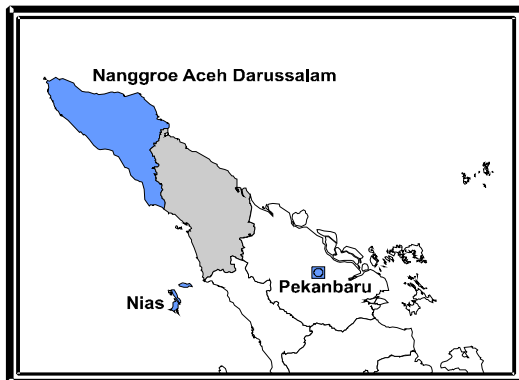
III. Public Private Alliance Overview

The highlights of the Public Private Alliance (PPA) component during the third year of the project are: the completion of the Chevron Alliance in Aceh and the Chevron Alliance in Yogyakarta; and the implementation of the BP Alliance in West Papua and the ConocoPhillips Alliance in Central Java and Yogyakarta for supporting school rehabilitation and reconstruction post May 2006 earthquake.

As a result of the Mid-Term Review recommendations, it is likely that no further public-private alliances will be formed in Year 4 of the project.

IV. Description of Alliances in Year 3 of the Project

A. The Chevron–USAID Alliance in Aceh



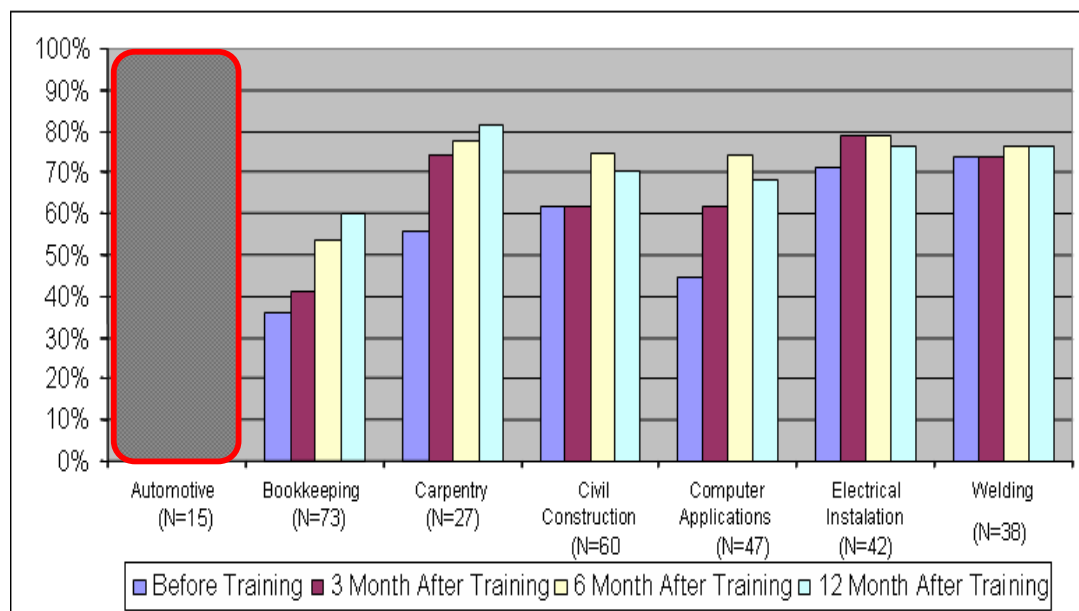
DBE1 was tasked by USAID to manage the USAID-Chevron Alliance scholarship program at the Chevron's Politeknik Caltex Riau in Riau province. The main focus of Year 3 activities was the completion of Lembaga Pengabdian Kepada Masyarakat (LPM) Unsyiah contract to monitor and evaluate the USAID-Chevron Alliance scholarship program.

Vocational Training Program

Lembaga Pengabdian Kepada Masyarakat, Universitas Syiah Kuala presented the final Impact Report of the USAID-Chevron Vocational Scholarships program to USAID and Chevron in December 2007.

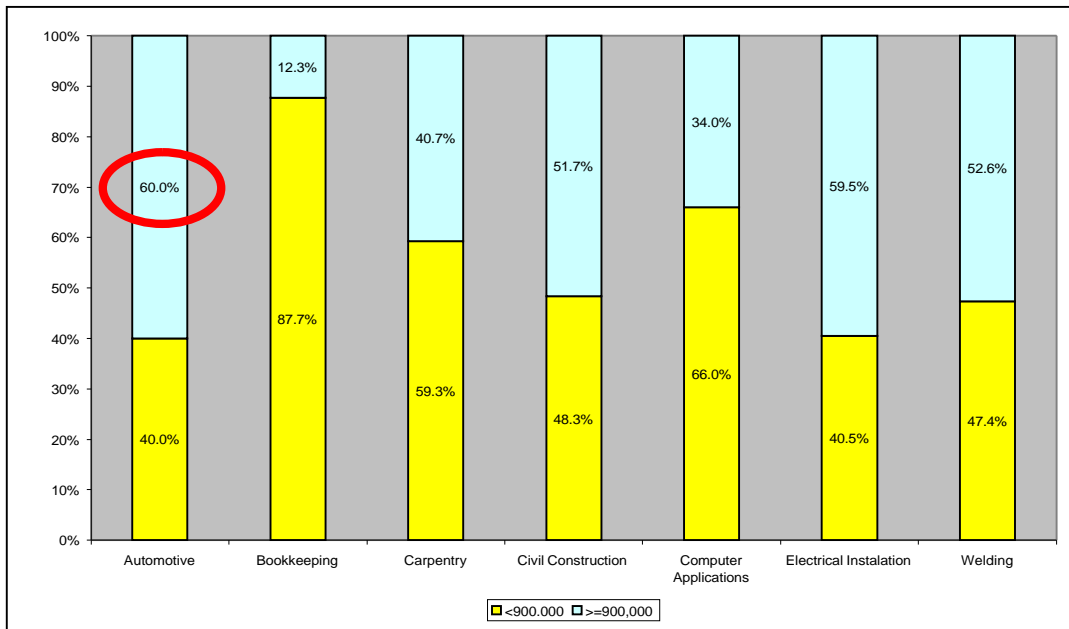
Results of Unsyiah presentation indicated that overall, respondents trained in Automotive have the highest employment rate, take the shortest time to get employed, and receive the highest monthly income (Figures 1 and 2).

Figure 1: Training Subjects by Employment and Time to Get Employed



Source: Presentation of Impact Report No.4

Figure 2: Distribution of Income by Training Subject



Source: Presentation of Impact Report No.4

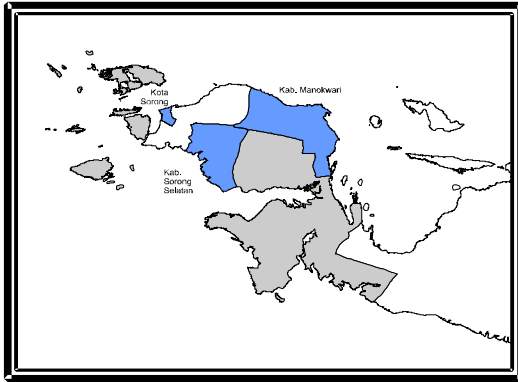
Other significant results reported are as follows.

- After training completion, the number of employed respondents increased significantly; however, the percentage of employed male respondents is higher than female.
- Two thirds of the respondents were able to get employed within three months after completing the training.
- Average of respondents' monthly income increased significantly and female respondents experienced higher income increments than males.

Financial Breakdown

Chevron contributed \$950,000 for the scholarship program. Through September 2008, DBE1 has spent approximately \$243,081 for managing the alliance. These funds were drawn from a special budget identified as "Tsunami-supplemental resources" in DBE1 contract modification (January 2006). DBE1 does not count this as leveraging from the private sector because this program is primarily driven by USAID/ Indonesia).

B. The BP Alliance: West Papua



In November 2007, the DBE1 consultant visited three districts in Papua Barat. The objective of the visit was to confirm the DBE1 presence in each district, discuss progress to date, and negotiate the next steps of the program. The consultant held consultative meetings with key stakeholders from both government and the non-government sectors in each district. The consultant met key

stakeholders from the Education Office, District Development Planning Agency, Office of Religious Affairs, a local education NGO, the local press, and other projects/donors. A report of the visit was submitted to USAID during the quarter.

Based on the analysis of district capacity, needs, and demands, and considering the commitments made in MOUs with districts and the USAID-BP MOU, a differentiated set of activities is proposed to take account of the varying needs and capacities amongst the three districts.

The program implementation of the USAID-BP alliance in West Papua was suspended until potential synergy between DBE1 and 2, USAID, BP, and the British Council, and each partner's program activities and plans were clarified. Later in the second quarter of 2008, DBE1 received direction from USAID to resume activities in Papua Barat.

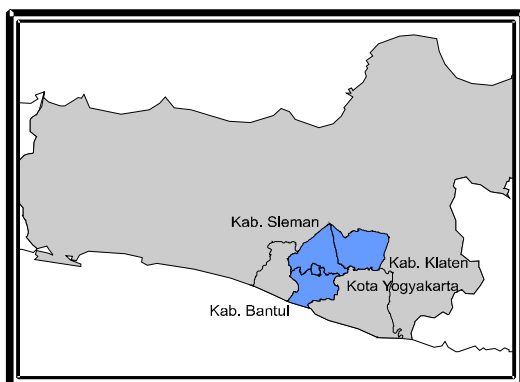
Following initial planning, DBE1 intends to conduct the following activities in year 4 of the project:

1. Fill the Papua Barat Local Coordinator position that has been vacant for the past few months.
2. Hold multi-stakeholder workshops in all three districts to: (1) report on DEFA, (2) map out the follow-up program, and (3) begin to build governance relationships.
3. Facilitate the development of the Education Strategic Plan (*Renstra*) in Sorong City and Manokwari District. In Sorong City this will build on the existing *Renstra*.
4. Conduct a school mapping in South Sorong district, building capacity for data management and analysis.
5. At the same time, through the participation of governance-related stakeholders, build capacity and governance relationships in all districts.

Financial Breakdown

The financial breakdown is a contribution of \$500,000 from BP and \$225,000 from DBE1 and results in a 2:1 match ratio. To date, DBE1 has spent approximately \$111,128 for activities conducted in years 1 and 2 of the project.

C. The ConocoPhillips Alliance: Central Java and Yogyakarta



A primary focus of Year 3 was the implementation of the ConocoPhillips alliance in Central Java and Yogyakarta. Under the ConocoPhillips Alliance in Yogyakarta, the agreement was to support reconstruction and rehabilitation of 35 school/madrasah/PKBM in Kabupaten Bantul, Sleman, Klaten and Kota Yogyakarta affected by the May 2006 earthquake.

Formation of Committee of School/Madrasah for Rebuilding

In September–October 2007, DBE1 Team Yogyakarta held initial meetings to provide information on the formation of rehabilitation committees to all schools that will receive assistance through the PPA. A total of 975 people (714 male and 261 female) attended the meetings. DBE1 Team Yogyakarta then facilitated the actual formation of school reconstruction/rehabilitation committees in the four districts. Principals, teachers, school committee members, community members, and local government officials attended these meetings. Selection and final appointment of school reconstruction/rehabilitation committee members were conducted openly and in a democratic way.

Table 1: Total participants in the formation of committees for school/madrasah for rebuilding in four districts

District	Male	Female	Total
Klaten	368	137	505
Bantul	126	43	169
Kota Yogyakarta	36	22	58
Sleman	184	59	243
Total	714	261	975



Formation of reconstruction committee, MTs Hasyim Asyhari, Bantul



Formation of rehabilitation committee, MTs Al Falaah, Bantul

Training for School/Madrasah Management and Committees for Rebuilding

The DBE1 Yogyakarta team conducted training for school/madrasah/PKBM management, school committees, and committees for rebuilding. The purpose of the training was to support school/madrasah/PKBM management and school committees and reconstruction/rehabilitation teams to plan for and oversee building construction also to undertake proper financial management and administration reporting.

Members of the school/madrasah/PKBM and rehabilitation/reconstruction team received training aimed to improve members' capacity in carrying out rehabilitation/reconstruction process independently and self-sufficiently. Throughout the interactive sessions, participants of these training were encouraged to learn about different roles and functions of each component involved in the process, various procurement and administrative requirements, and reporting procedures. To familiarize participants with rebuilding process, they were required to work together to build a mock class room using resources available from three different mock vendors. Participants were also given information regarding inclusive schools and the importance of involvement and contribution from surrounding communities.

Table 2: Number of participants training for rebuilding in Kabupaten Klaten, Bantul, Sleman, and Kota Yogyakarta

No	Stakeholder	Participant		Total
		M	F	
1	School Committee	32	2	34
2	School Principal	21	12	33
3	Committee for School/Madrasah for Rebuilding	129	40	169
4	Dinas Official	15	1	16
	Total	197	55	252



Training participants took part in the exercise to build a mock school building.



Members of school/madrasah management and committee teams were fully immersed in different activities throughout the training.



Representative from ConocoPhillips, together with the DBE1 COP and representatives of Yogyakarta Provincial Education Office and Office of Religious Affairs, attended the opening ceremony in Sleman District (left). Participants took part in exercises to identify roles and function of each component (right).

Symbolic School and Madrasah Rebuilding Ceremony in Klaten and Yogyakarta

On April 17 and 18, together with representatives of the Klaten and Yogyakarta Government, representatives of ConocoPhillips, the USAID/Education Office, and DBE1 took part in the symbolic ceremony for the rebuilding of SDN 01 Babadan and MI Miftahul Ulum. This event marked the beginning of a reconstruction process supported by the Education Response Alliance between ConocoPhillips and USAID to rebuild 35 schools, madrasah, and learning centers (Pusat Kegiatan Belajar Mengajar/PKBM) in Klaten, Bantul, Sleman, and Yogyakarta areas affected by the 2006 earthquake.



Mimy Santika, USAID Education Office, laid the corner stone of MI Miftahul Ulum, Bantul



TM. Razief Fitri, VP Development and Relations of ConocoPhillips, observed by Mardoyo, Head of Klaten Education Office, symbolically demolished a wall of SDN 01 Babadan, Klaten

School Reconstruction/Rehabilitation Grants

The school reconstruction/rehabilitation grant is implemented in three phases:

Phase One—This initial phase consisted of a survey to assess the reconstruction/rehabilitation needs and developed a detailed budget for Phase 2. This preparatory phase included the engagement of the surveyor to validate the preliminary field assessment, preparation of the reconstruction/building plan, and assistance by the surveyor to the Committee of School for Rebuilding to prepare a reconstruction/rehabilitation plan.

Phase Two—Reconstruction/rehabilitation process began upon approval of the reconstruction/rehabilitation plan and budget by Committee of School for Rebuilding. This phase included the review and approval of the reconstruction/rehabilitation budget and building plan by DBE1.

Phase Three—Procurement of books and teaching aid will begin after the detailed plan and budget have been reviewed and approved by DBE1.

A total of 35 grants has been approved and awarded by USAID/DBE1. By the end of September 2008, total value of grants awarded was Rp. 8.477.740.000,- (equivalent to \$941,971²).

Table 3: School Reconstruction/Rehabilitation Grant Status

NO	SCHOOL	GRANT NUMBER	GRANT VALUE	PROGRESS STATUS
KABUPATEN KLATEN				
1	SDN 01 Babadan	0209604-G-08-014	Phase 1: Rp. 6.000.000,- Phase 2: Rp. 647.976.000,-	Start reconstruction process: fifth week of April. Progress: 95,64 %
2	SDN 01 Granting	0209604-G-08-015	Phase 1: Rp. 6.000.000,- Phase 2: Rp. 185.264.000,-	Start rehabilitation process: first week of May. Progress: 100 %
3	SMP Muhammadiyah 8 Wedi	0209604-G-08-025	Phase 1: Rp. 6.000.000,- Phase 2: Rp. 200.000.000,-	Start rehabilitation process: first week of July. Progress: 71,60 %
4	SDN Tangkisan Pos	0209604-G-08-026	Phase 1: Rp. 6.000.000,- Phase 2: Rp. 249.133.000,-	Start reconstruction process: first week of June. Progress: 100 %
5	SDN 01 Somopuro	0209604-G-08-027	Phase 1: Rp. 6.000.000,- Phase 2: Rp. 257.471.000,-	Start reconstruction process: first week of June. Progress: 100 %
6	PKBM Marsudi Karya	0209604-G-08-029	Phase 1: Rp. 6.000.000,- Phase 2: Rp. 180.933.000,-	Start reconstruction process: fourth week of July. Progress: 87,35 %
7	SDN 02 Demangan	0209604-G-08-030	Phase 1: Rp. 6.000.000,- Phase 2: Rp. 229.709.000,-	Start reconstruction process: second week of July. Progress: 59,16 %
8	SDN 03 Palar	0209604-G-08-031	Phase 1: Rp. 6.000.000,- Phase 2: Rp. 212.351.000,-	Start rehabilitation process: third week of July. Progress: 89,74 %
9	SDN 02 Mlese	0209604-G-08-032	Phase 1: Rp. 6.000.000,- Phase 2: Rp. 200.000.000,-	Start rehabilitation process: third week of July. Progress: 35,70 %
10	MI Muhammadiyah Blanciran	0209604-G-08-033	Phase 1: Rp. 6.000.000,- Phase 2: Rp. 146.700.000,-	Start rehabilitation process: first week of August. Progress: 61,79 %
11	SDN 02 Tanjung	0209604-G-08-036	Phase 1: Rp. 6.000.000,- Phase 2: Rp. 173.425.000,-	Start rehabilitation process: third week of July. Progress: 40,17 %
12	SDN 01 Jambu Kidul	0209604-G-08-037	Phase 1: Rp. 6.000.000,- Phase 2: Rp. 172.033.000,-	Start rehabilitation process: fourth week of July. Progress: 50,26 %

² \$1 = Rp. 9.000,-

NO	SCHOOL	GRANT NUMBER	GRANT VALUE	PROGRESS STATUS
KABUPATEN KLATEN				
13	SDN 01 Karangnongko	0209604-G-08-038	Phase 1: Rp. 6.000.000,- Phase 2: Rp. 145.086.000,-	Start rehabilitation process: first week of August. Progress: 25,46 %
14	SDN 02 Pokak	0209604-G-08-041	Phase 1: Rp. 6.000.000,- Phase 2: Rp. 195.712.000,-	Start rehabilitation process: third week of July. Progress: 65,80 %
15	SDN 02 Kanoman	0209604-G-08-042	Phase 1: Rp. 6.000.000,- Phase 2: Rp. 147.685.000,-	Start rehabilitation process: first week of August. Progress: 22,42 %
16	SDN 01 Mandong	0209604-G-08-043	Phase 1: Rp. 6.000.000,- Phase 2: Rp. 214.040.000,-	Start rehabilitation process: first week of August. Progress: 42,74 %
17	SDN 01 Jurangjero	0209604-G-08-044	Phase 1: Rp. 6.000.000,- Phase 2: Rp. 220.000.000,-	Start rehabilitation process: first week of August. Progress: 33,10 %
	Total		Phase 1 Grants: Rp. 102.000.000,- Phase 2 Grants: Rp. 3.777.518.000,-	

NO	SCHOOL	GRANT NUMBER	GRANT VALUE	PROGRESS STATUS
KABUPATEN SLEMAN				
1	SD Muhammadiyah Tengahan	0209604-G-08-019	Phase 1: Rp. 6.000.000,- Phase 2: Rp. 274.504.000,-	Start reconstruction process: first week of August. Progress: 71,74 %
2	SDN Kowangbinangun	0209604-G-08-020	Phase 1: Rp. 6.000.000,- Phase 2: Rp. 193.789.000,-	Start rehabilitation process: second week of June. Progress: 98,00 %
3	MI Ma'arif Blendangan	0209604-G-08-034	Phase 1: Rp. 6.000.000,- Phase 2: Rp. 152.043.000,-	Start rehabilitation process: fifth week of July. Progress: 52,05 %
4	SDN Nglahar	0209604-G-08-035	Phase 1: Rp. 6.000.000,- Phase 2: Rp. 175.000.000,-	Start rehabilitation process: second week of August. Progress: 31,82 %
5	SDN Salakan Lor	0209604-G-08-039	Phase 1: Rp. 6.000.000,- Phase 2: Rp. 168.436.000,-	Start rehabilitation process: second week of July. Progress: 100 %
6	SDN Potrojayan 2	0209604-G-08-040	Phase 1: Rp. 6.000.000,- Phase 2: Rp. 149.017.000,-	Start rehabilitation process: third week of July. Progress: 90,79 %
7	PKBM Gita Lestari	0209604-G-08-045	Phase 1: Rp. 6.000.000,- Phase 2: Rp. 156.000.000,-	Start rehabilitation process: first week of July. Progress: 100 %

NO	SCHOOL	GRANT NUMBER	GRANT VALUE	PROGRESS STATUS
8	SDN Kledokan	0209604-G-08-046	Phase 1: Rp. 6.000.000,- Phase 2: Rp. 226.980.000,-	Start rehabilitation process: first week of August. Progress: 35,59 %
9	SD Muhammadiyah Ambarketawang 3	0209604-G-08-047	Phase 1: Rp. 6.000.000,- Phase 2: Rp. 155.829.000,-	Start rehabilitation process: fifth week of July. Progress: 44,87 %
10	MI Al Huda	0209604-G-08-048	Phase 1: Rp. 6.000.000,- Phase 2: Rp. 159.135.000,-	Start rehabilitation process: first week of August. Progress: 62,62 %
Total			Phase 1 Grants: Rp. 60.000.000,- Phase 2 Grants: Rp. 1.810.733.000,-	
Grand Total			Phase 1 Grants: Rp. 210.000.000,- Phase 2 Grants: Rp. 8.267.740.000,-	

Monitoring & Evaluation

On June 23–30 and July 12–18, 2008, DBE1 Jakarta conducted monitoring and evaluation of the school reconstruction/rehabilitation process in Kabupaten Bantul, Sleman, Klaten and Kota Yogyakarta. The objective of this monitoring was to assess preparation and implementation of school reconstruction/rehabilitation process and to assess the extent to which the school reconstruction and rehabilitation process meets guidelines and standards incorporated in the implementation manual that has been developed by DBE1. The monitoring and evaluation report has been submitted to USAID and ConocoPhillips in September.

Inauguration Ceremony of MTs Al Falaah, Bantul

After three months in the process, rehabilitation of Al Falaah Madrasah was officially completed on August 14, 2008. To commemorate this important milestone, the madrasah held a celebration attended by Vice Head of Bantul District, Head of Bantul District Education Council, representatives from Yogyakarta Province and Bantul District Office of Religious Affairs, religious leaders, and madrasah neighborhood community. Also present were the madrasah principal, teachers and representatives of DBE1 Yogyakarta.



Vice Head of Bantul District (right) gave part of “tumpeng” to representative of Nahdlatul Ulama.



“Hadroq” musical performance by MTs Al Falaah students



MTs Al Falaah, before the rehabilitation process, May 2008



MTs Al Falaah, after the rehabilitation process, August 2008

After the ceremony, the principal of MTs Al Falaah mentioned that although members of the management and reconstruction teams had to learn to complete different administrative tasks, clear objectives and guidelines helped them in carrying out their tasks. The Treasurer of the Committee of MTs Al Falaah for Rebuilding, who worked as one of the madrasah’s teachers, said that there were many interesting lessons that were learned from this process. At the beginning, she said, members of her team were not able to prepare routine reports. As the process progressed, they learned and were able to complete the reports in a timely manner. One of the madrasah students, who had lost her grandmother because of the earthquake, was happy that the rebuilding process was completed. She hoped that all her friends would use the facilities and classrooms to good use. One of the community leaders, who was involved in the process, mentioned that if the tasks were conducted by a contractor, the community would not have to be involved and simply could wait for the final result. He was happy to point out that, by employing the community participation and contribution method, the teams were able to produce more end results than planned and, in the mean time, provided jobs for members of the surrounding community.

School Reconstruction/Rehabilitation Process

The reconstruction and rehabilitation process has commenced in all 35 school/madrasah/PKBM receiving reconstruction/rehabilitation grants. By the end of

September 2008, the reconstruction/rehabilitation process was completed in eight schools: MTs Al Falaah, MTs N Gondowulung, SDN 01 Somopuro, SDN Tangkisan Pos, SDN 01 Granting, SMPN 15 Yogyakarta, PKBM Gita Lestari, and SDN Salakan Lor were completed.



MTs Al Falaah, Bantul, before the rehabilitation process, May 2008



MTs Al Falaah, Bantul, after the rehabilitation process, August 2008



MTs N Gondowulung, Bantul, before the reconstruction process, June 2008



MTs N Gondowulung, Bantul, after the reconstruction process, September 2008



SDN 01 Somopuro, Klaten, before the reconstruction process, June 2008



SDN 01 Somopuro, Klaten, after the reconstruction process, September 2008



SDN Tangkisan Pos, Klaten, before the reconstruction process, June 2008



SDN Tangkisan Pos, Klaten, after the reconstruction process, September 2008



SDN 01 Granting, Klaten, before the rehabilitation process, May 2008



SDN 01 Granting, Klaten, after the rehabilitation process, September 2008



SMPN 15 Yogyakarta, before the reconstruction process, May 2008



SMPN 15 Yogyakarta, after the reconstruction process, September 2008



PKBM Gita Lestari, Sleman, before the reconstruction process, July 2008



PKBM Gita Lestari, Sleman, after the reconstruction process, September 2008



SDN Salakan Lor, Sleman, before the rehabilitation process, July 2008



SDN Salakan Lor, Sleman, after the rehabilitation process, September 2008

Financial Breakdown

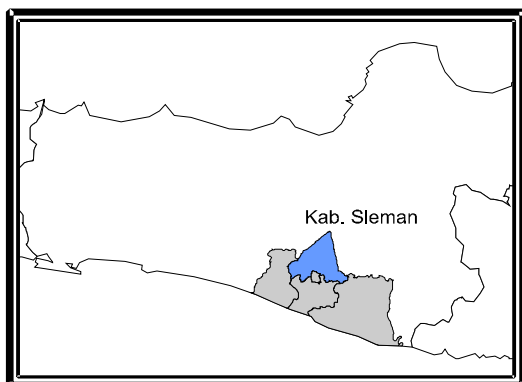
Financial contribution of \$1,000,000 from ConocoPhillips will be used for school grants to cover costs of materials, labor, school administration, and books. Through September, DBE1 has spent approximately \$430,855.

DBE Contributions and Leveraging

\$279,000 DBE1 PPA funds leverage \$700,000 of the \$1 million from ConocoPhillips' contribution and results in a 3:1 match ratio. Through September, DBE1 has spent approximately \$181,584.

\$60,000 DBE2 and DBE3 PPA funds leverage \$300,000 of the \$1 million from ConocoPhillips contribution.

D. The Chevron Alliance: Yogyakarta



In the Year 3, a primary focus of the Chevron alliance in Yogyakarta was the completion of a school reconstruction project in SDN Kalongan, which is located in Kecamatan Depok, Kabupaten Sleman, Daerah Istimewa Yogyakarta (DIY). Under the Chevron Alliance in Yogyakarta, the agreement was to support reconstruction of one school damaged in the 2006 Earthquake. In December, the

Governor of Yogyakarta, together with the Deputy Managing Director of the Chevron Indonesia Business Unit and the Bupati of Sleman District, officially opened SDN Kalongan, which was rehabilitated under the alliance.



A plaque signing by Bapak Sri Sultan Hamengkubuwono X, Daerah Istimewa Yogyakarta Governor on December 5, 2007



SDN Kalongan, Depok, Sleman, Daerah Istimewa Yogyakarta, December 2007

With the school reconstruction completed, school activities have returned to normal.



New classroom



Children able to enjoy the new school sports field



New school computer lab



New school canteen

Financial Breakdown

The financial breakdown is a contribution of \$125,000 from Chevron and \$10,000 from DBE1, which results in a 12:1 match ratio. To date, DBE1 has spent approximately \$9,491 for managing the alliance.

V. Description of Alliances Likely to be Formed in Year 4 of the Project

A meeting with Chevron Geothermal Indonesia in Kabupaten Garut, West Java, took place to discuss the possibility to replicate the DBE1 program in the schools located in the vicinity of the company. There is a possibility to form an alliance with Chevron Geothermal Indonesia, but further discussions will need to take place.

Alliance likely to be formed in Year 4	Total estimated leverage	Total estimated commitment	Estimated ratio
Chevron Geothermal Indonesia Alliance	\$10,000	\$5,000	2:1
Total	\$10,000	\$5,000	2:1