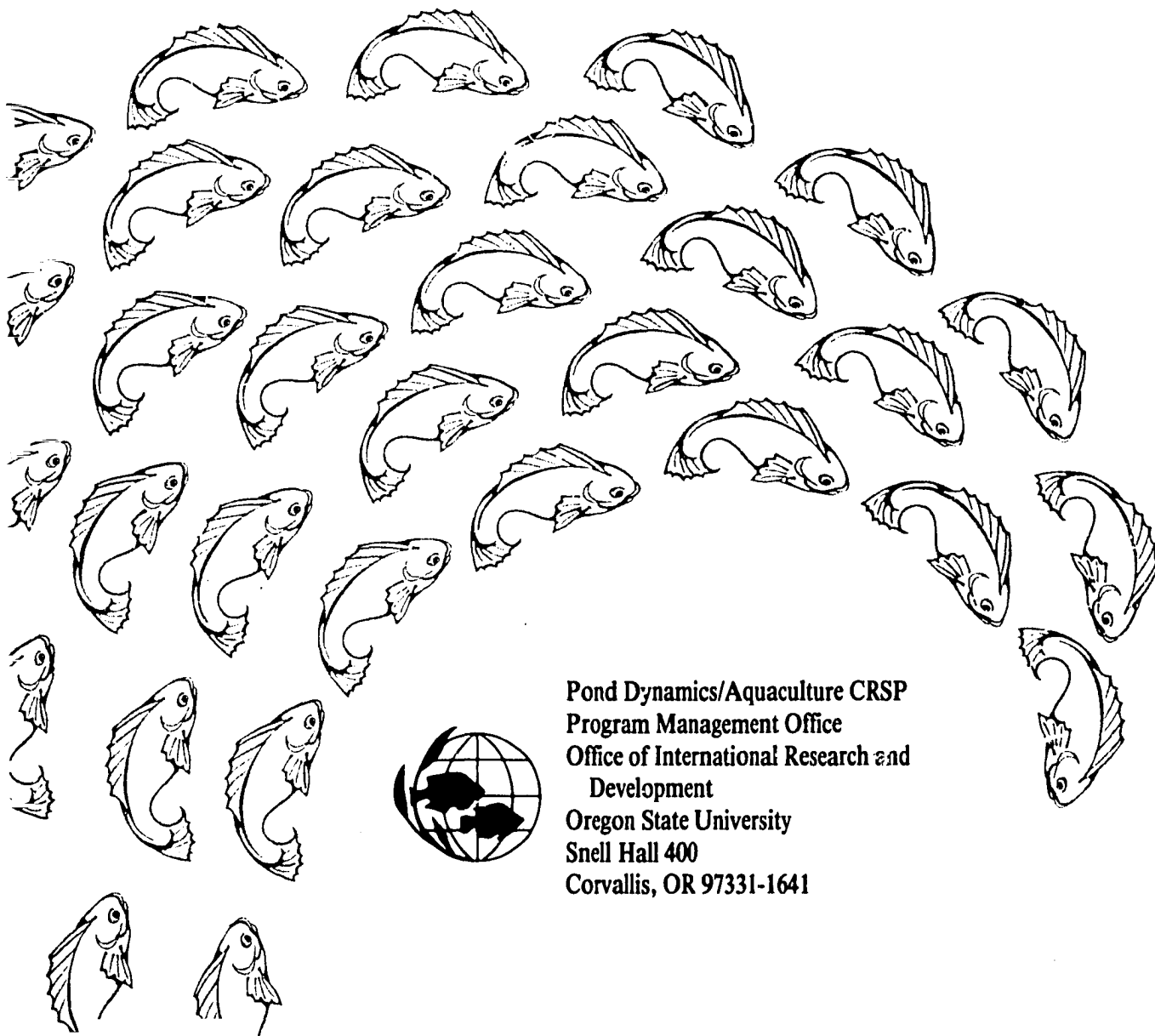


Pond Dynamics/Aquaculture Collaborative Research Data Reports

Volume Two, Number Three Thailand Project

Cycle III of the CRSP Global Experiment



Pond Dynamics/Aquaculture CRSP
Program Management Office
Office of International Research and
Development
Oregon State University
Snell Hall 400
Corvallis, OR 97331-1641



ISSN 75127

**POND DYNAMICS/AQUACULTURE
COLLABORATIVE RESEARCH
DATA REPORTS**

**Volume Two, Number Three.
Thailand: Cycle III of The Global Experiment**

March 25, 1991

**James S. Diana, C. Kwei Lin, Thiraphan Bhukaswan,
Vijai Sirsuwanatach, and Brian J. Buurma**



**Edited by Hillary S. Eгна
and
Jim Bowman**

**Pond Dynamics/Aquaculture
Collaborative Research Support Program
Office of International Research and Development
Snell Hall 400
Oregon State University
Corvallis, Oregon 97331-1641**

**In collaboration with The University of Michigan and the
Royal Thai Department of Fisheries, Bangkok, Thailand**

DISCLAIMER

The contents of this document do not necessarily represent an official position or policy of the U.S. Agency for International Development. Also, the mention of trade names or commercial products in this report does not constitute an endorsement or recommendation for use on the part of the U.S. Agency for International Development or the Pond Dynamics/Aquaculture Collaborative Research Support Program.

ACKNOWLEDGEMENT

Primary funding for the activities of the Pond Dynamics/Aquaculture Collaborative Research Support Program has been provided by the United States Agency for International Development under grant numbers DAN-4023-G-SS-2074-00, DAN-4023-G-SS-7066-00, and DAN-4023-G-00-0031-00.

TABLE OF CONTENTS

	<u>page</u>
FOREWORD.....	iii
INTRODUCTION.....	1
MATERIALS AND METHODS.....	1
RESULTS.....	1
DISCUSSION.....	2
LITERATURE CITED.....	3
TABLE.....	4
FIGURES.....	5
APPENDIX. Complete set of data from Cycle III of the Pond Dynamics/Aquaculture CRSP in Thailand	15

LIST OF TABLES AND FIGURES

	page
Table 1. Summary stocking and harvest data for <i>Oreochromis niloticus</i> in the four organic fertilizer treatments during wet and dry season experiments. A = 125, B = 250, C = 500, and D = 1000 kg/ha/wk. Mean (SD).....	4
Figure 1. Total monthly rainfall for 1986 at the experimental ponds.....	5
Figure 2. Trends in mean total inorganic nitrogen in the experimental ponds.....	6
Figure 3. Mean total phosphorus trends in the experimental ponds	7
Figure 4. Mean alkalinity trends in the experimental ponds	8
Figure 5. Diel changes in the mean of monthly bottom dissolved oxygen levels for the experimental ponds	9
Figure 6. Diel changes in mean oxygen differential (top vs. bottom) for the experimental ponds averaged over months and ponds for a treatment	10
Figure 7. Mean chlorophyll <i>a</i> concentrations in the experimental ponds	11
Figure 8. Mean Secchi disk depth trends in the experimental ponds.....	12
Figure 9. Trends in mean fish biomass in the experimental ponds.....	13

FOREWORD

The Pond Dynamics/Aquaculture Collaborative Research Support Program (PD/A CRSP) represents an international community of researchers and institutions dedicated to strengthening health and nutrition in developing countries by improving the efficiency of pond aquaculture systems. It is one of several agricultural CRSPs supported by the U.S. Agency for International Development under the authority of Title XII of the International Development and Food Assistance Act of 1975.

The "Global Experiment" in Pond Dynamics/Aquaculture is the major CRSP research activity, covering the period from 1982 to 1987. The Global Experiment was designed to quantitatively describe the physical, chemical and biological principles of pond culture systems. The information gained from the Global Experiment will be used to improve production technologies and develop quantitative production functions to facilitate rigorous economic analyses of aquaculture systems.

Standardization is a key element of the Global Experiment. Standardization permits the comparison of data from diverse geographic locations. The experimental design involves monitoring specified environmental and fish production variables in accordance with standardized work plans in twelve or more ponds at each of seven geographical locations. The variables observed, frequency of observation, and materials and methods are uniform for all locations. The field data are filed in a centralized data base, called the CRSP Central Data Base. Statistical methods will be used to test hypotheses about correlations between variables and to evaluate the sources of variance within ponds, between ponds within locations, and between locations.

The CRSP Central Data Base will be used to develop predictive models of the processes occurring in pond culture systems. The models will be used to provide guidance for ongoing and future research, to predict the performance of existing and proposed pond systems subject to specific inputs and constraints, and to improve the operation and efficiency of pond culture systems.

The Global Experiment includes three cycles of experiments. Each cycle consists of two series of observations, one during the dry season and one during the wet season. The objective of the first cycle is to create a detailed baseline of chemical, physical, and biological data on all ponds treated with a standard level of inorganic fertilizer. In the second experimental cycle, ponds treated with inorganic fertilizer are compared to ponds treated with organic fertilizer. In the third cycle, the responses of ponds to different levels of organic fertilizer are compared.

The goal of the Pond Dynamics/Aquaculture Collaborative Research Data Reports (referred to as Data Reports) is to record the CRSP Central Data Base and to present interpretations of site specific results. The Pond Dynamics/Aquaculture CRSP has conducted the Global Experiment at seven project sites in six developing countries: Thailand, Indonesia, the Philippines, Panama, Honduras, and Rwanda. The first volume of these reports provides descriptive information for each CRSP site. It presents the physical characteristics of each site, including a geographical sketch, climatology, and water and soil analyses. Experimental cycles are described in CRSP Work Plans One to Three, which are summarized in the first volume.

Volume One will serve as the reference volume for the entire report series. Subsequent volumes will focus on each site separately. Each Data Report will include one cycle (wet and dry seasons) of the Pond Dynamics/Aquaculture CRSP Global Experiment. Therefore, with few exceptions, each project site will have three Data Reports devoted to it, representing the results of the three cycles of the Global Experiment. In addition to the hard copy of experimental data published as a part of each Data Report, data are also available from the PD/A CRSP in electronic form (on diskette) for computer analysis. Cycle III of the Global Experiment in Bangsai (Ayutthaya), Thailand is presented in this volume.

INTRODUCTION

The Pond Dynamics/Aquaculture CRSP has been conducting a series of experiments in pond systems around the world since 1982. The first cycle of experiments evaluated pond dynamics under low nutrient input rates during wet and dry seasons. The second cycle of experiments evaluated pond dynamics processes under organic versus inorganic fertilization regimes during wet and dry seasons. The third cycle of CRSP experiments was designed to expand the quantitative baselines initiated during the first two cycles, and to determine the level of organic fertilization that would produce optimum fish yields. This report covers the third cycle of experiments conducted in Thailand.

MATERIALS AND METHODS

The experiments were conducted from 7 February to 7 July (dry season), and from 6 August to 29 December (wet season) 1986, in 12 ponds at Bangsai (Ayutthaya), Thailand.

Twelve 0.025 ha earthen ponds were monitored regularly to observe the physical, chemical, and biological processes listed below. The frequency of the observations varied from daily to monthly for different parameters. The specific variables measured, the methods of measurement used, and the frequency of measurement are described in Volume 1 of the *Data Reports* series (Egna et al. 1987). The variables monitored included rainfall, air temperature, wind velocity, solar radiation, water temperature, dissolved oxygen, alkalinity, total inorganic nitrogen, total phosphorus, chlorophyll *a* content, Secchi disk depth, primary productivity, fish growth, fish survival, and total fish yield. Total inorganic nitrogen was calculated as the sum of nitrite, nitrate, and ammonia concentrations.

Ponds were treated with dried chicken manure at rates of 125, 250, 500, and 1000 kg/ha/wk, with three replicates per treatment. *Oreochromis niloticus* fingerlings were stocked in the ponds at a rate of 1 fish per m³. The dry season experiment lasted 150 days, and the wet season experiment lasted 145 days.

Statistical analyses included parametric and nonparametric tests. In all cases, significant differences were assumed with alpha = 0.05. Parametric tests were usually ANOVA, and were done when data were normally distributed. Nonparametric tests were Wilcoxon sign tests. All analyses were done on the program MIDAS on the Michigan Terminal System.

RESULTS

Climatic conditions were slightly cooler and wetter in 1986 than in 1985, and much more so than in 1984. Wet season rainfall at Bangsai was 92 cm, whereas dry season rainfall was 50 cm (Figure 1). Average dry season maximum and minimum air temperatures were 35°C and 25°C, respectively; equivalent values in the wet season were 32°C and 24°C, respectively. Average solar radiation in 1986 was 28.1 Einsteins/m²/d in the dry season, and 24.0 E/m²/d in the wet season. Average wind speed was 6.4 km/h in the dry season, and 4.5 km/h in the wet season. In addition, 1986 was slightly cloudier and windier than previous years. Average weekly maximum and minimum water temperatures during the 1986 dry season were 35°C and 28°C, respectively; equivalent wet season values were 34°C and 27°C, respectively. Overall, these water temperatures were warmer than those of 1985.

The nonparametric sign test indicated no significant differences in total inorganic nitrogen related to different inputs of organic fertilizer (Figure 2), and no significant time trends were apparent. Overall, total inorganic nitrogen levels were lower than in Cycle II.

Total phosphorus levels were not significantly different between low-level fertilization treatments, i.e., with applications of 125 and 250 kg/ha/wk (sign test, Figure 3). However, under higher input levels (i.e., 500 and 1000 kg/ha/wk), significant differences in total phosphorus were observed between treatments (sign test, Figure 3). At these higher levels of fertilization, phosphorus also exhibited a positive linear trend with time.

Similar results were observed for alkalinity. At the highest level of fertilization (i.e., 1000 kg/ha/wk) alkalinity, like phosphorus, exhibited a significant positive linear trend (sign test, Figure 4). Alkalinity levels were not significantly different among other treatments, and time trends were not significant.

Dissolved oxygen concentrations in water near the pond bottom showed a small diel excursion, which was smallest during the wet season. Minimum oxygen concentrations were observed in early morning (i.e., at 0530 hours). Mean oxygen concentrations near the bottom were approximately 4.6 mg/L at dawn, with the lowest values occurring in ponds receiving the highest fertilizer inputs (Figure 5). This effect was most apparent during the dry season. Peak oxygen stratification occurred at about 1400 hours (Figure 6); and the average vertical oxygen differential (oxygen at top minus oxygen at bottom of the water column) was greater for higher fertilizer input treatments (Figure 6).

Chlorophyll *a* concentrations were not significantly different among treatments (ANOVA); but showed a significant positive linear time trend for all treatments during the wet season, and for the higher input treatments (i.e., 500 and 1000 kg/ha/wk) during the dry season (sign test, Figure 7). Primary productivity also showed no significant differences among treatments (ANOVA); it also did not show any significant time trends (sign test). As a result, primary productivity and chlorophyll *a* levels were only moderately correlated ($r^2 = 0.66$). Primary productivity and chlorophyll *a* values were highly variable among treatments, among replicates, and with time. Secchi disk depth, however, showed less variation among pond replicates, did not change with time, and showed slight qualitative differences between treatments (Figure 8).

Monthly fish growth and yield showed no significant differences related to season or fertilization (ANOVA, Figure 9). Much variation was observed in fish yields within treatments (Table 1). Survival was high during both seasons; mean survival rates were 93.3% during the dry season and 89.4% during the wet season (Table 1). Overall mean fish growth was 0.89 g/d, which is somewhat slower than the normal expected growth (about 1.0 g/d) for this fish species in Thailand.

DISCUSSION

The meteorological parameters that were monitored in 1986 indicated cooler and wetter overall conditions than were observed in 1984 or 1985. However, differences detected in these values may have been related to inherent site differences between Bangsai (Ayutthaya) and the previous CRSP experimental site in Thailand at Nong Sua.

Because Cycle II and Cycle III experiments contained a common treatment (i.e., organic fertilization at 500 kg/ha/wk), overall pond dynamics parameters could be compared qualitatively for site- or climate-related differences. Mean values measured for all chemical and biological parameters except total inorganic nitrogen appeared to be similar between Cycle II and III in ponds receiving this treatment. Total inorganic nitrogen levels were generally lower during Cycle III experiments.

No significant differences in total inorganic nitrogen concentrations were observed among treatments. This may indicate that nitrogen availability was a limiting factor for algal production in our experiments. Nitrogen appeared to remain limiting even under high input levels, which was probably due to its low concentration in the water

and its high requirement in algal cells. It appears that phosphorus, however, may have been limiting only under low levels of fertilizer input (i.e., 125 and 250 kg/ha/wk). Based on alkalinity values, dissolved inorganic carbon did not appear to be limiting in any of the ponds.

Minimum dissolved oxygen levels were expected to occur at the pond bottom. Since it was important to determine whether stress from low oxygen levels affected fish yield, pond bottom values, rather than surface values, are shown in Figure 5. The lowest recorded concentrations indicate that dissolved oxygen levels were always adequate for normal growth of *Oreochromis niloticus*, because the levels exceeded 32% saturation or approximately 2.6 mg/L. Pond surface oxygen values probably exhibited a somewhat larger diel excursion than was observed for pond bottom values.

Total algal production, based on primary productivity and chlorophyll *a* values, appeared to be only weakly affected by organic fertilizer inputs. The observed lack of significant differences was probably due to the high level of variation between replicates and with time. Secchi disk depth observations showed more consistent differences, at least qualitatively, between treatments.

Monthly fish biomass values may have had a weak relationship with fertilization rates during the wet season (Figure 8), but differences were not significant over the entire cycle. Again, the lack of significant differences may have been due to the high variability in fish yields (Table 1). Some reproduction did occur (Table 1), and this may account for at least some of the variability in yield and the lack of significant yield differences related to fertilization.

In previous experiments (Cycle II) it was observed that, in spite of similar primary production and chlorophyll *a* levels, net fish yields were higher when ponds were treated with organic fertilizer. This was thought to indicate heterotrophic feeding by the fish, as manure adds detrital matter and contributes directly to bacterial and zooplankton production. If this had occurred during Cycle III, then our experiments would have been expected to show some increase in fish yield related to organic fertilizer input levels, even if primary production did not change. This effect, however, was not observed, which may again be due to the high level of variation in fish yield among pond replicates.

LITERATURE CITED

- Egna, H.S., N. Brown, and M. Leslie. 1987. Pond Dynamics/Aquaculture Collaborative Research Data Reports, Volume One. General reference: Site descriptions, materials and methods for the global experiment. Pond Dynamics/Aquaculture Collaborative Research Support Program, Office of International Research and Development, Oregon State University, Corvallis, Oregon. 84pp.

Table 1. Summary stocking and harvest data for *Oreochromis niloticus* in the four organic fertilizer treatments during wet and dry season experiments. A = 125, B = 250, C = 500, and D = 1000 kg/ha/wk. Mean (SD).

Treatment	Stocking		Number of Days	Harvest		Survival (%)	Offspring Production (kg/ha)	Total Net Yield (kg/ha/d)	Adult Net Yield (kg/ha/d)
	N/ha	kg/ha		N/ha	kg/ha				
Dry season									
A	8800	256 (14)	150	8373 (506)	1647 (504)	95.3 (6)	332 (313)	9.3 (3.2)	7.0 (4.1)
B	8800	243 (5)	150	7893 (460)	1490 (180)	90.0 (5)	351 (182)	8.3 (1.3)	6.0 (1.1)
C	8800	243 (5)	150	8173 (281)	2085 (290)	93.0 (3)	615 (58)	12.3 (2.0)	8.2 (3.7)
D	8800	245 (9)	150	8307 (533)	2050 (850)	94.7 (6)	626 (257)	12.0 (5.7)	8.8 (7.4)
Wet season									
A	8800	206 (2)	145	8067 (528)	1271 (414)	91.3 (6)	243 (186)	7.3 (2.9)	5.7 (2.0)
B	8800	222 (5)	145	7773 (642)	1716 (56)	88.3 (7)	67 (60)	10.3 (0.4)	9.8 (0.3)
C	8800	232 (8)	145	7640 (139)	1319 (217)	86.8 (2)	541 (470)	7.5 (1.5)	4.7 (2.6)
D	8800	227 (5)	145	8013 (361)	1823 (460)	91.1 (4)	593 (509)	11.0 (3.2)	6.9 (6.7)

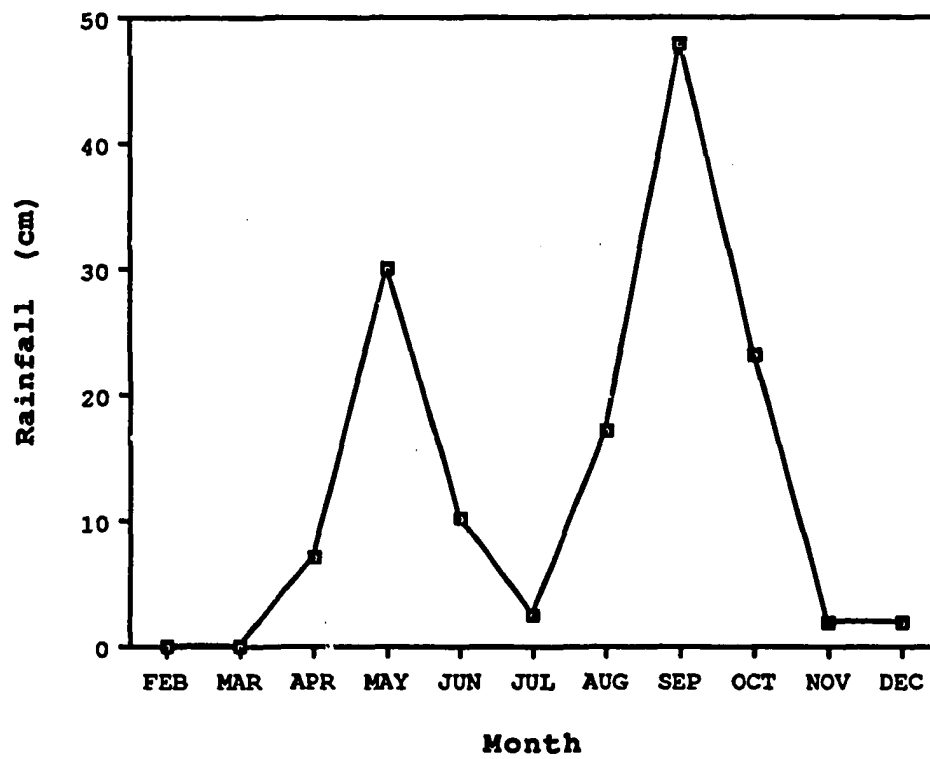


Figure 1. Total monthly rainfall for 1986 at the experimental ponds.

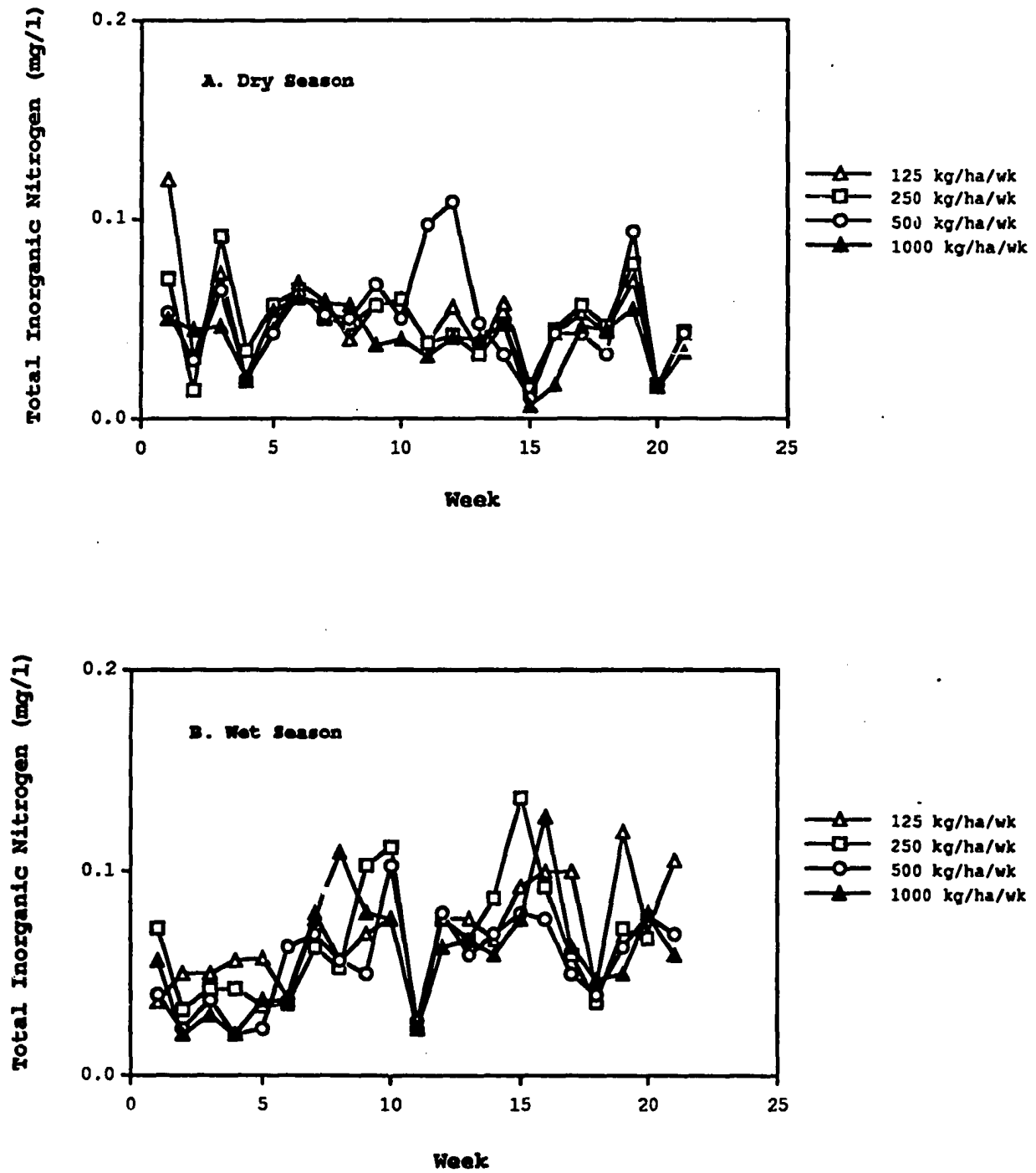


Figure 2. Trends in mean total inorganic nitrogen in the experimental ponds.

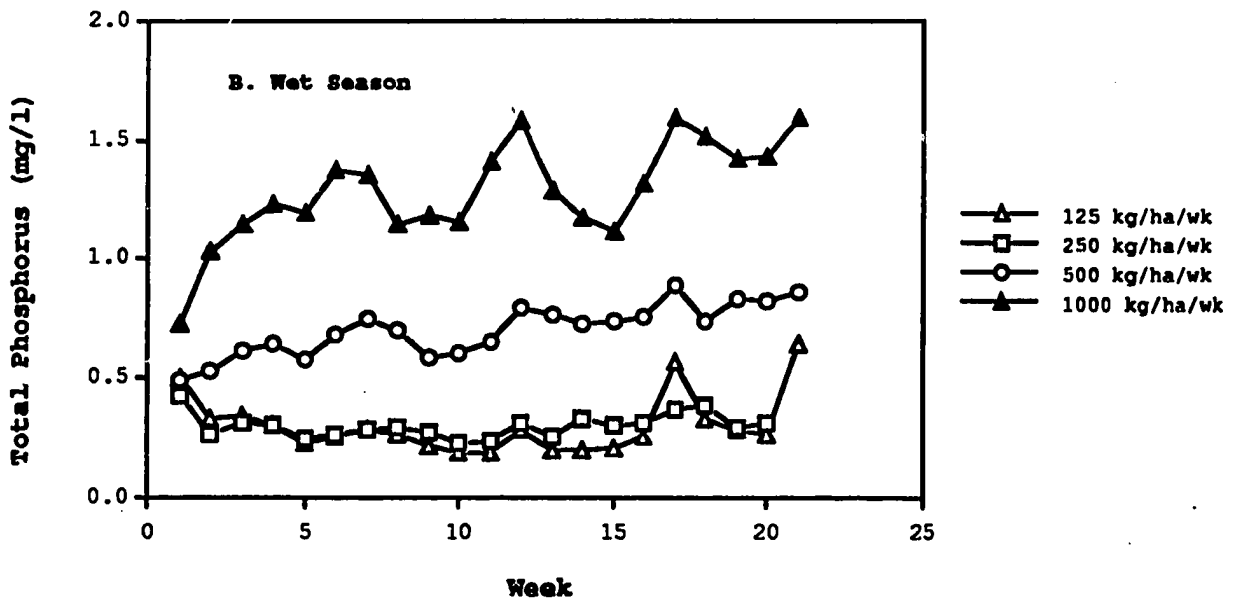
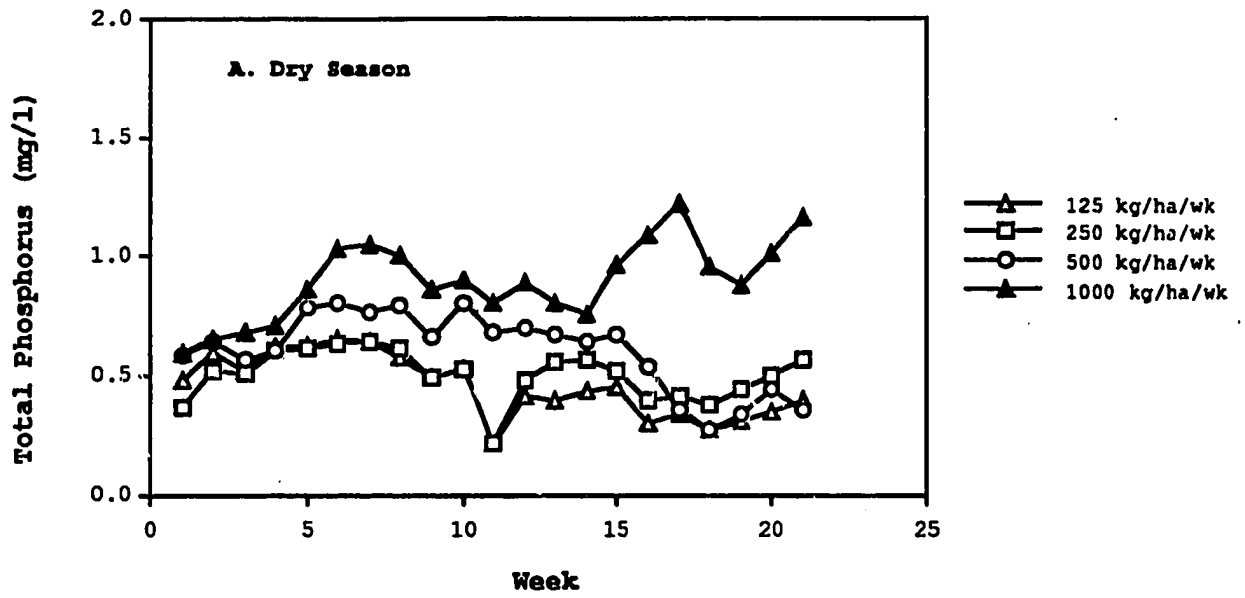


Figure 3. Mean total phosphorus trends in the experimental ponds.

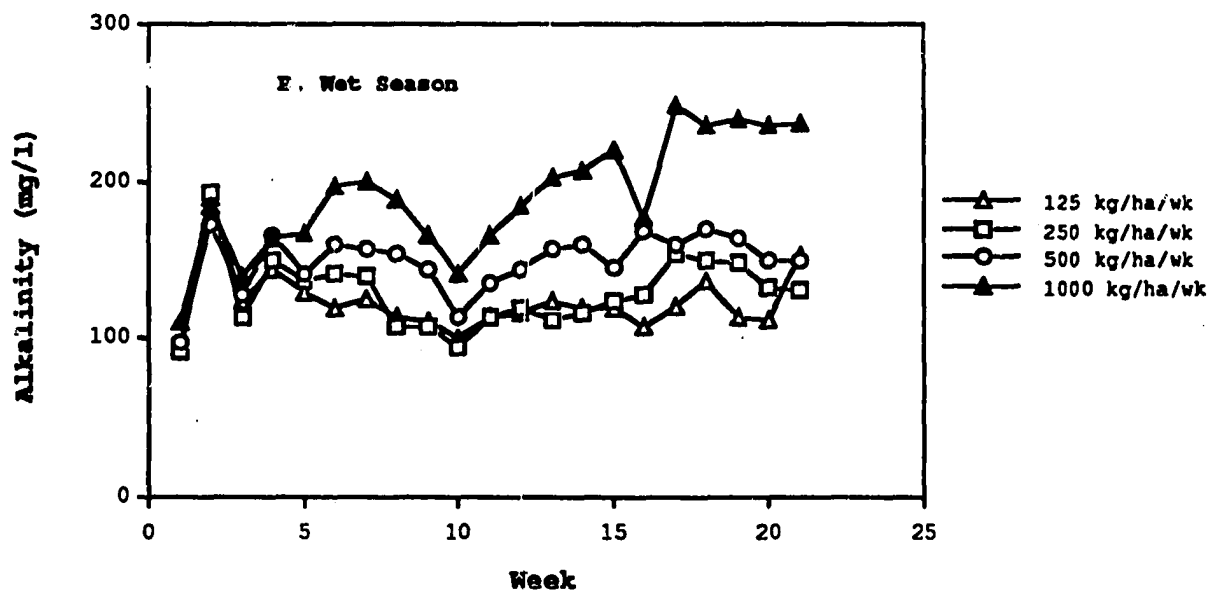
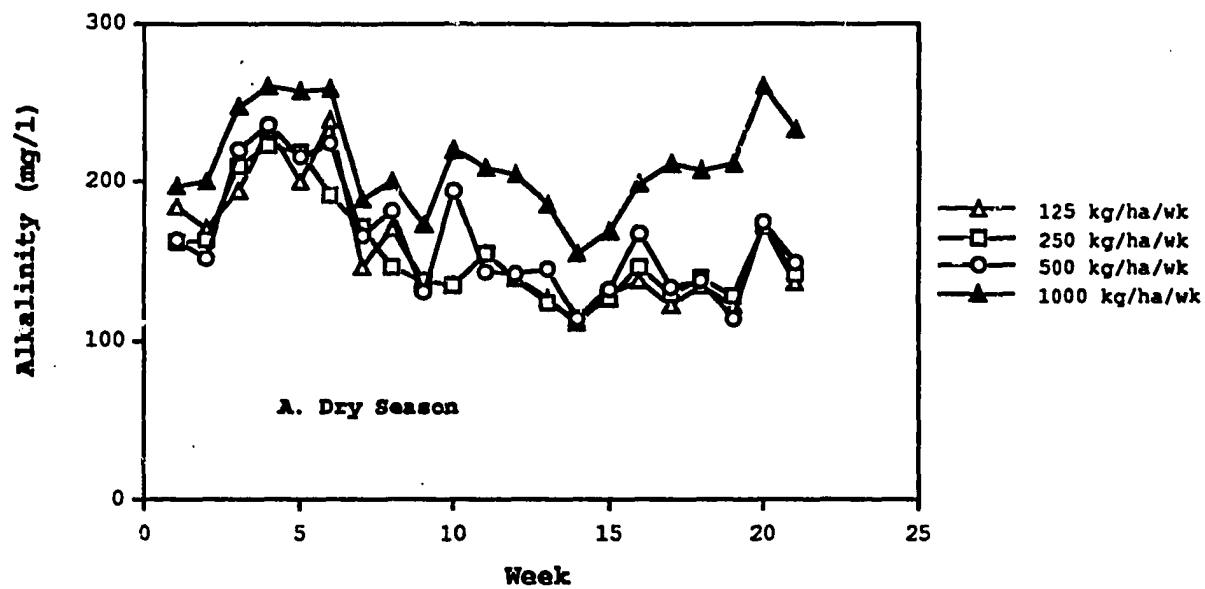


Figure 4. Mean alkalinity trends in the experimental ponds.

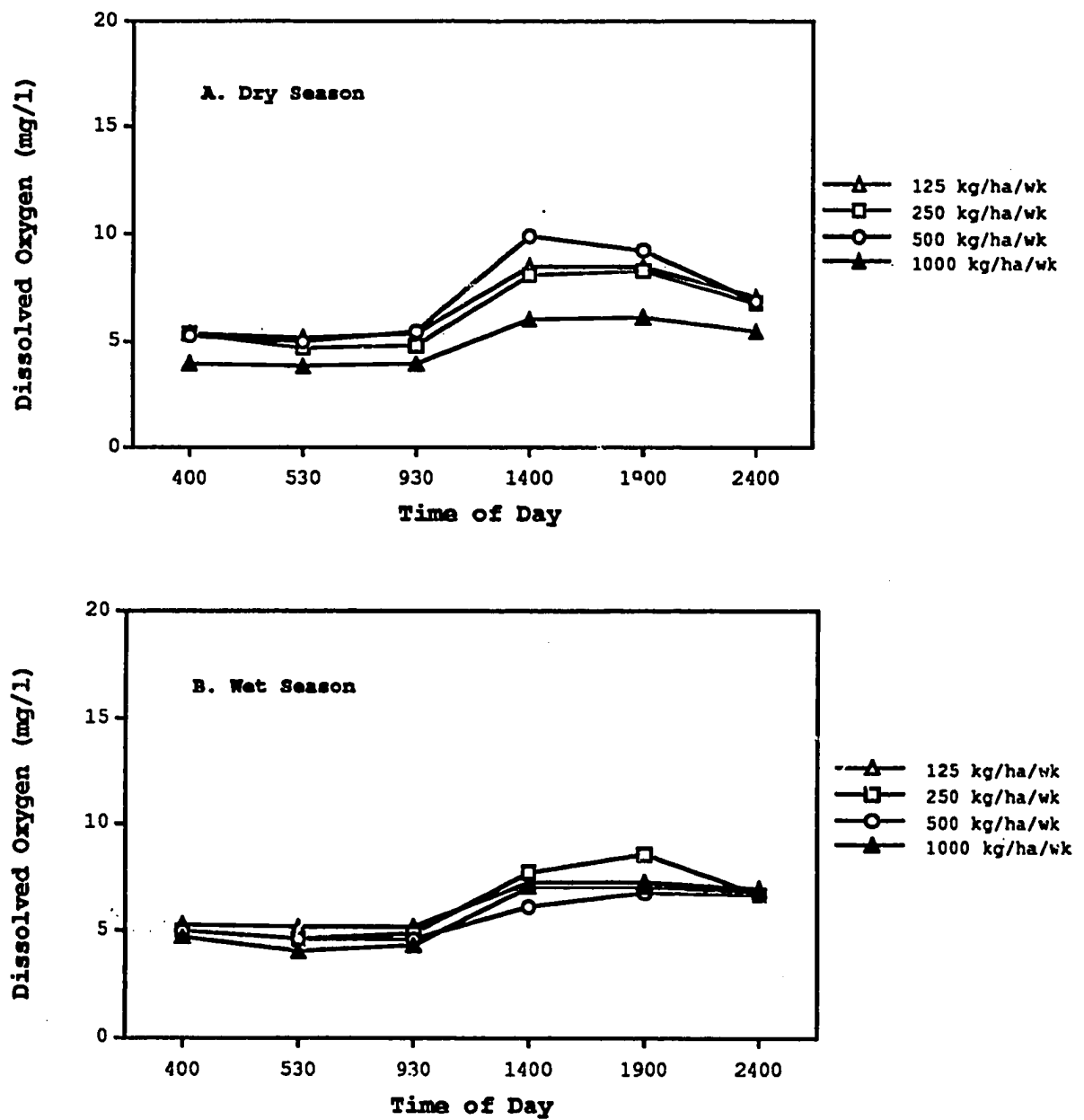


Figure 5. Diel changes in the mean of monthly bottom dissolved oxygen levels for the experimental ponds.

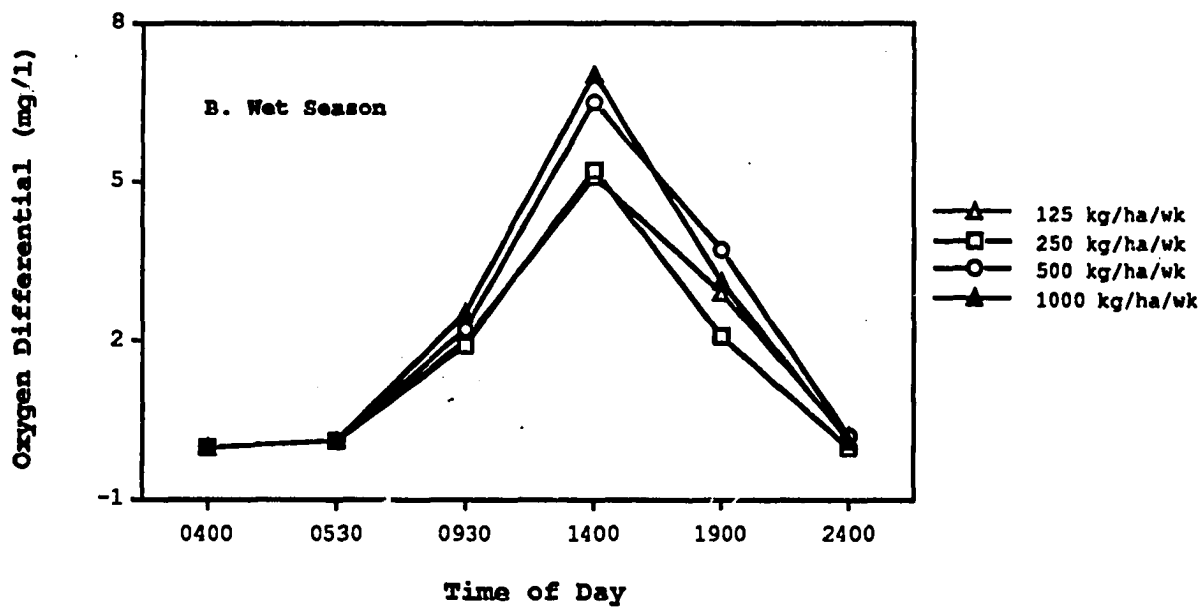
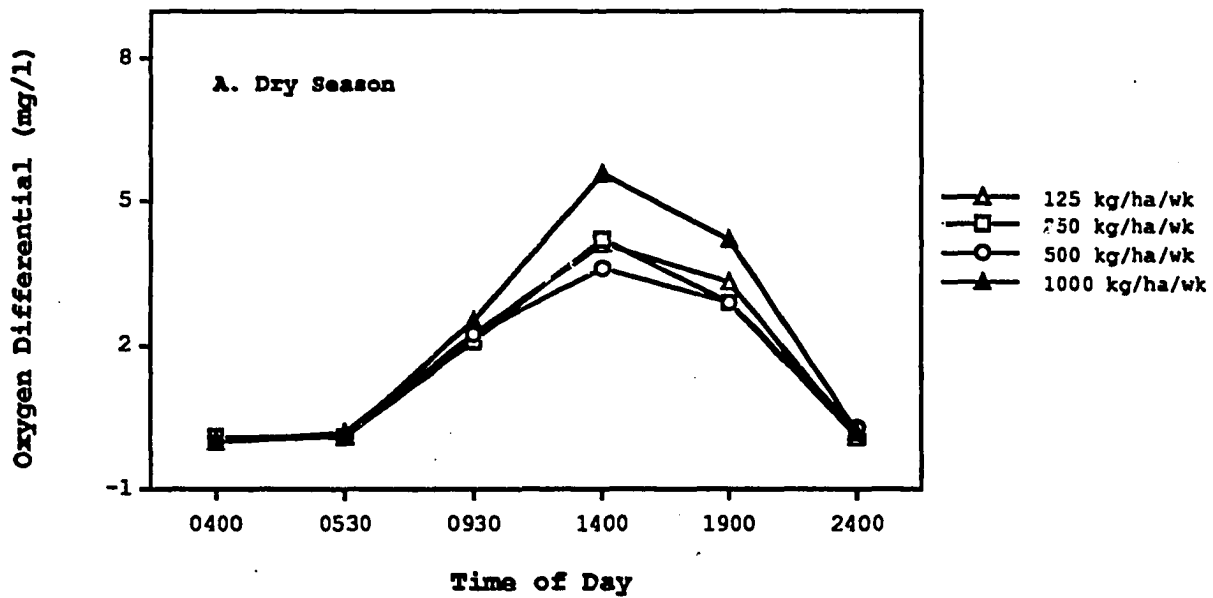


Figure 6. Diel changes in mean oxygen differential (top vs. bottom) for the experimental ponds averaged over months and ponds for a treatment.

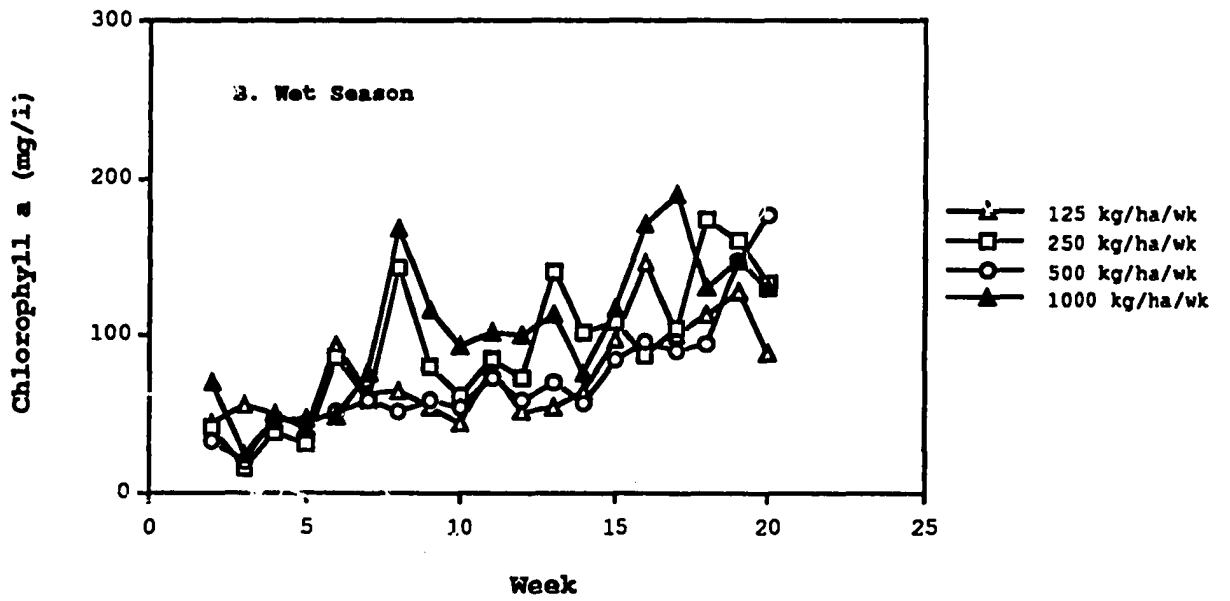
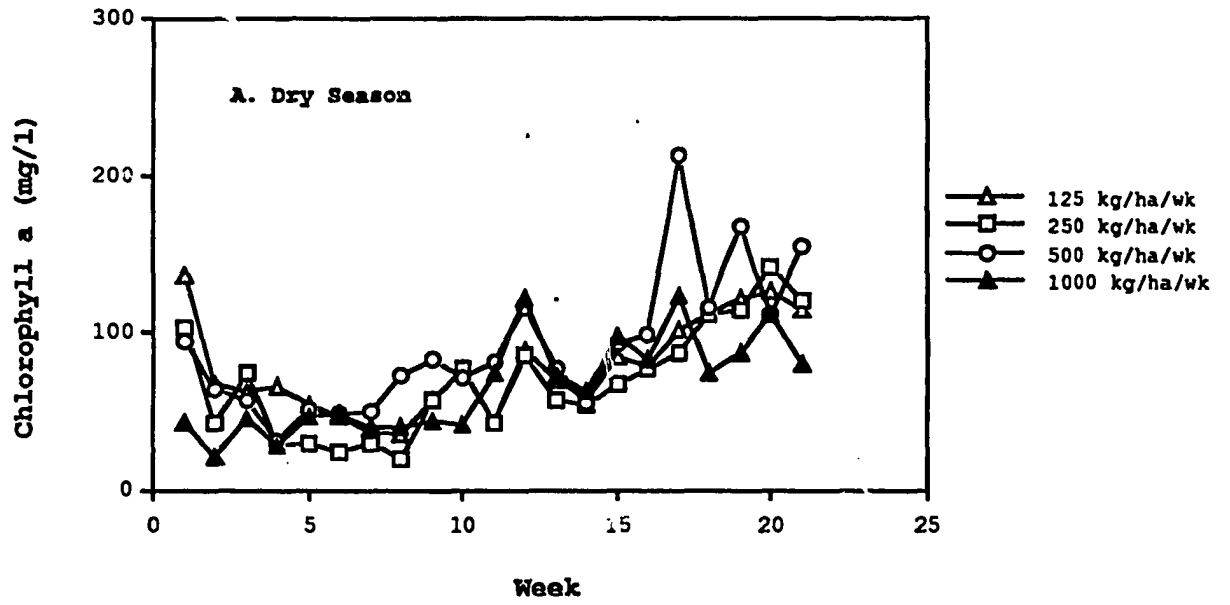


Figure 7. Mean chlorophyll a concentrations in the experimental ponds.

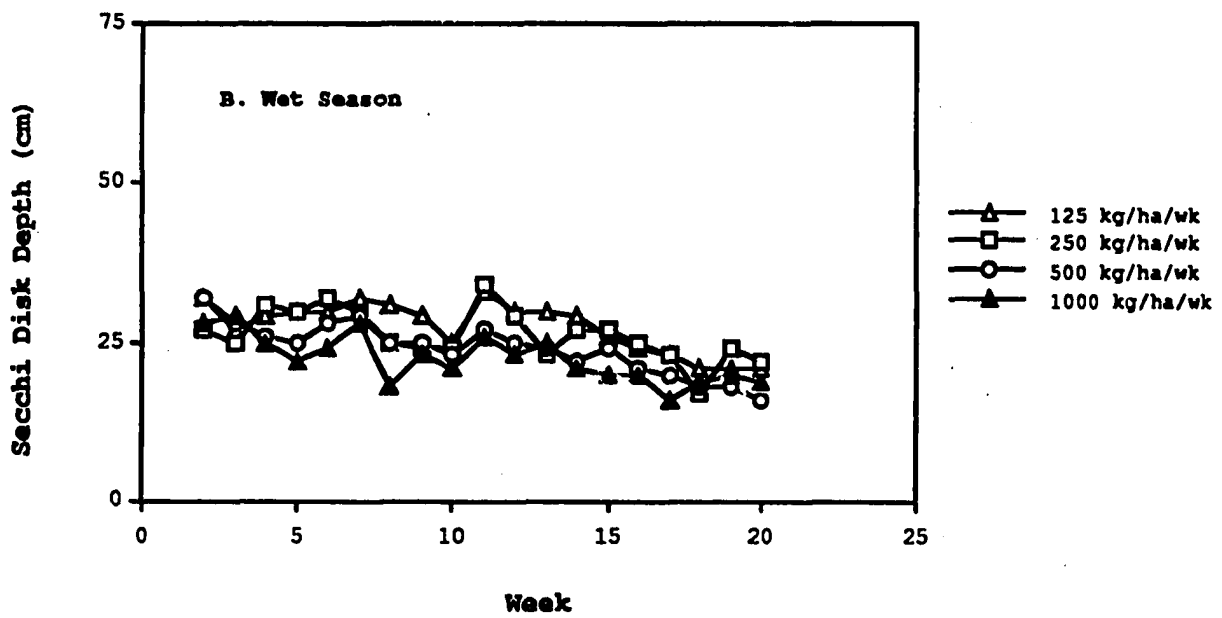
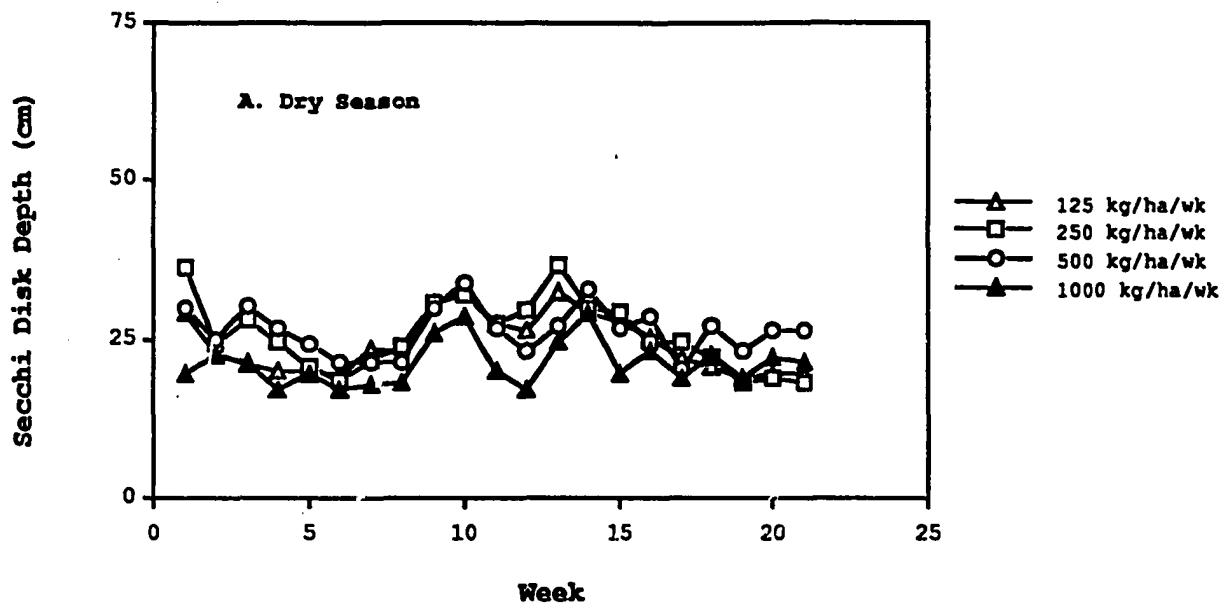


Figure 8. Mean Secchi disk depth trends in the experimental ponds.

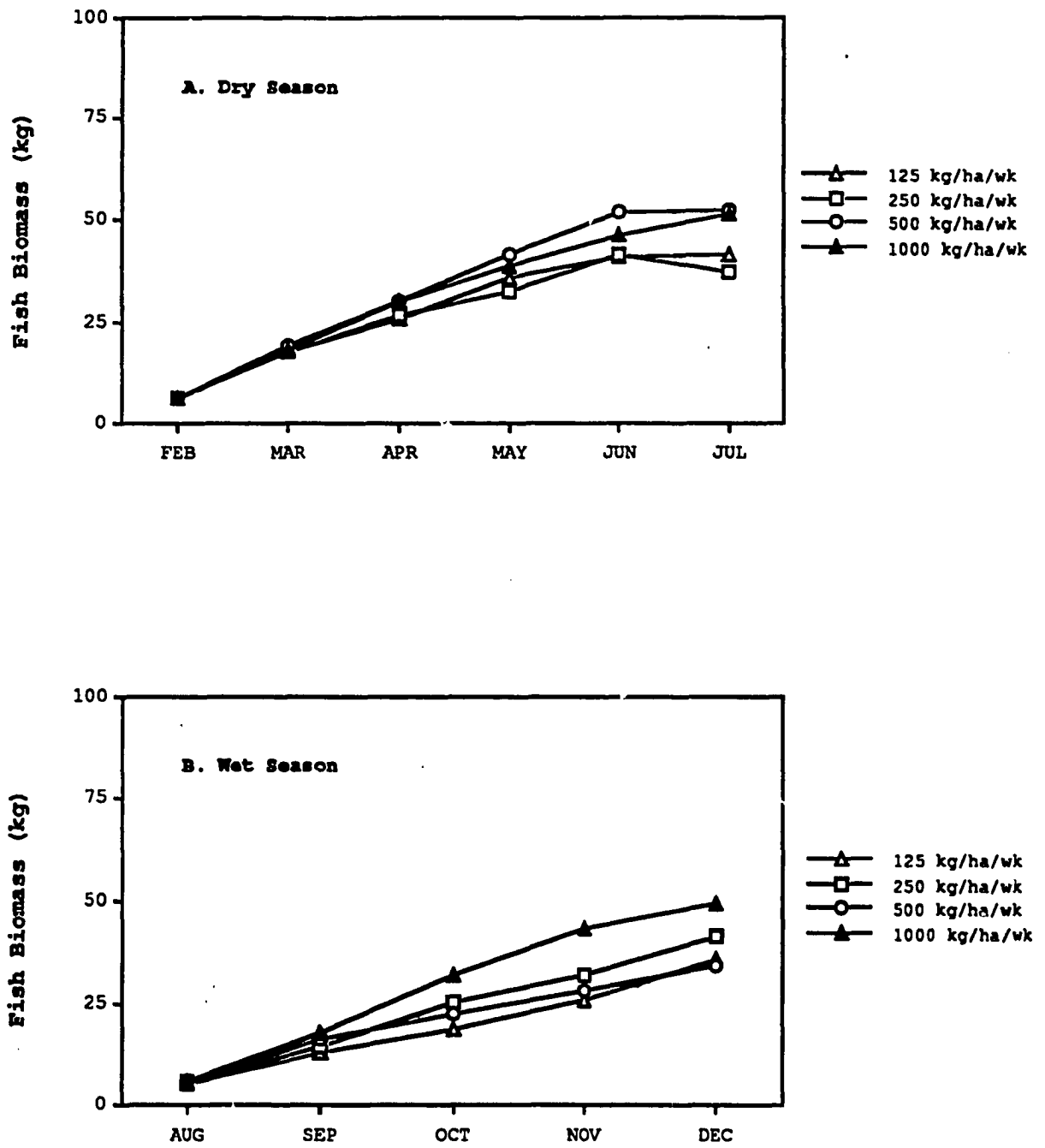


Figure 9. Trends in mean fish biomass in the experimental ponds.

APPENDIX

Complete Set of Data from Cycle III of the Pond Dynamics/Aquaculture CRSP in Ayutthaya, Thailand

Table 1.	Daily Weather Measurements. Ayutthaya, Thailand, Cycle III, Dry Season	1
	Daily Weather Measurements. Ayutthaya, Thailand, Cycle III, Wet Season.....	5
Table 2.	Daily Pond Measurements. Ayutthaya, Thailand, Cycle III, Dry Season	9
	Daily Pond Measurements. Ayutthaya, Thailand, Cycle III, Wet Season.....	29
Table 3.	Weekly and Twice-Weekly Measurements. Ayutthaya, Thailand, Cycle III, Dry Season.....	48
	Weekly and Twice-Weekly Measurements. Ayutthaya, Thailand, Cycle III, Wet Season	51
Table 4.	Diurnal Measurements. Ayutthaya, Thailand, Cycle III, Dry Season	60
	Diurnal Measurements. Ayutthaya, Thailand, Cycle III, Wet Season.....	68
Table 5.	Fish/Shrimp Stocking, Sampling, and Harvesting. Ayutthaya, Thailand, Cycle III, Dry Season.....	76
	Fish/Shrimp Stocking, Sampling, and Harvesting. Ayutthaya, Thailand, Cycle III, Wet Season.....	78
Table 6.	Plankton and Benthos. Ayutthaya, Thailand, Cycle III, Dry Season	80
	Plankton and Benthos. Ayutthaya, Thailand, Cycle III, Wet Season.....	82
Table 7.	Water Quality Characteristics. Ayutthaya, Thailand, Cycle III, Dry Season	84
	Water Quality Characteristics. Ayutthaya, Thailand, Cycle III, Wet Season.....	84
Table 8.	Pond Soil Characteristics. Ayutthaya, Thailand, Cycle III, Dry Season	85
	Pond Soil Characteristics. Ayutthaya, Thailand, Cycle III, Wet Season.....	85
Table 9.	Pond Morphometrics. Ayutthaya, Thailand, Cycle III	86

Previous Page Blank

Units of Measurement and Abbreviations Used in the Appendix Tables

Daily Weather Measurements:

SOLAR1 (solar radiation).....	E/m ² /d
SOLAR2 (solar radiation).....	cal/cm ² /d
RAIN (rainfall).....	cm/d
WIND (wind speed)	km/hr
ATEMPMAX (max air temperature).....	°C
ATEMPMIN (min air temperature).....	°C
EVAP (evaporation).....	mm/d

Daily Pond Measurements:

DEPTH	m
INFLOW	Y/N
OVERFLOW.....	Y/N
"nil"	<i>Oreochromis niloticus</i>

Weekly and Twice-Weekly Measurements:

All DO (dissolved oxygen).....	mg/L
All TEMP (temperature)	°C
ALKA (alkalinity).....	mg/L (as CaCO ₃)
HARD (total hardness).....	mg/L (as CaCO ₃)
All N (Kjeldahl, NO ₂ , NO ₃ , Total)	mg/L
All P (Total, Ortho-PO ₄)	mg/L
SECCHI DISK.....	cm
CHLOROPHYLL a, b, or c.....	mg/m ³

Diurnal Measurements:

All DO (dissolved oxygen).....	mg/L
All TEMP (temperature)	°C

Fish/Shrimp Stocking, Sampling, and Harvesting:

"STK"	stocking
"SAM"	sampling
"HAR"	harvesting
"nil"	<i>Oreochromis niloticus</i>
POP. WEIGHT	kg
SAMPLE WEIGHT	g
SAMPLE LENGTH.....	cm
REPROD. WEIGHT.....	kg

Plankton and Benthos:

NET (PRIMARY) PRODUCTION	mg C/m ³ /d
GROSS (PRIMARY) PRODUCTION.....	mg C/m ³ /d

Water quality Characteristics:

ALKALIN (alkalinity).....	mg/L (as CaCO ₃)
HARDNESS	mg/L (as CaCO ₃)
All N (NH ₃ , NO ₂ , NO ₃ , NO ₂ +NO ₃)	mg/L
All P (Total, Ortho-P)	mg/L
Cl ⁻	mg/L
SALT	ppt
SO ₄	mg/L
BORON	mg/L
CALCIUM.....	mg/L
COPPER.....	mg/L
IRON.....	mg/L
MAGNESIUM	mg/L
POTASSIUM.....	mg/L
SODIUM.....	mg/L
ZINC.....	mg/L

Pond Soil Characteristics:

CLAY	%
SILT	%
SAND	%
ORGANIC MATTER	%
SOIL-P.....	ppm
SOIL Ca	meq/100g
SOIL Mg.....	meq/100g
SOIL K	ppm
SOIL Na.....	meq/100g
SOIL N.....	%
SOIL NH ₄	ppm
SOIL NO ₃	ppm
SOIL CEC.....	meq/100g
SOIL SALT	mmhos/cm
SOIL Al.....	ppm
SOIL Fe.....	ppm
SOIL Zn.....	ppm
SOIL Mn.....	ppm
SOIL Cu	ppm
SOIL SO ₄	ppm
EXCH. H	meq/100g

Analysis of Nutrients and Lime:

All NUTRIENTS	% (dry matter basis)
---------------------	----------------------

Pond Morphometrics:

AREA	m ²
VOLUME	m ³

Table 1. Daily Weather Measurements. Ayuthaya, Thailand, Cycle III, Dry Season

DAY	MONTH	YEAR	SOLAR1	SOLAR2	RAIN	WIND	ATEMPMAX	ATEMPMIN	EVAP
8	2	1986	17.95		0.				
9	2	1986	20.7		0.				
10	2	1986	24.39		0.				8.
11	2	1986	25.48		0.	3.3			3.
12	2	1986	23.77		0.	4.7			4.
13	2	1986	23.71		0.	5.6			5.
14	2	1986	24.61		0.	9.4			4.
15	2	1986	24.1		0.				4.
16	2	1986	25.92		0.				4.
17	2	1986	25.88		0.	6.8			5.
18	2	1986	27.33		0.	7.7	35.	23.	
19	2	1986	29.55		0.	6.2	34.	23.	6.
20	2	1986	26.53		0.	7.1	34.5	22.	6.
21	2	1986	25.73		0.	5.2	34.5	22.	6.
22	2	1986	29.63		0.				4.
23	2	1986	24.21		0.				4.
24	2	1986	27.52		0.	6.4	33.	22.	5.
25	2	1986	20.25		0.	6.	32.5	24.5	6.
26	2	1986			0.	5.3	29.	25.	1.
27	2	1986	12.68		0.	3.9	31.5	25.	3.
28	2	1986	21.45		0.	9.	29.5	26.	3.
1	3	1986	22.13		0.				6.
2	3	1986	23.88		0.				6.
3	3	1986	28.71		0.	12.6	33.	16.	5.
4	3	1986	28.87		0.	10.4	27.	17.5	3.
5	3	1986	29.61		0.	11.6	29.	16.5	6.
6	3	1986	28.58		0.	6.2	31.5	19.5	6.
7	3	1986	26.73		0.	6.2	33.	19.	4.
8	3	1986	25.43		0.				4.
9	3	1986	25.71		0.				4.
10	3	1986	30.13		0.	6.9	33.5	21.5	3.
11	3	1986	31.18		0.	7.4	33.	25.	1.
12	3	1986	35.24		0.	8.2	33.	25.	4.
13	3	1986	34.05		0.	7.5	34.	25.	6.
14	3	1986	35.33		0.	6.2	33.5	25.	6.
15	3	1986	37.2		0.				6.
16	3	1986	36.92		0.				6.
17	3	1986	33.77		0.	6.6	35.	25.	6.
18	3	1986	31.42		0.	7.4	38.5	25.	4.
19	3	1986	34.3		0.	6.	34.5	26.	6.
20	3	1986	34.86		0.	6.1	37.	25.	4.
21	3	1986	35.43		0.	7.	36.	26.	6.
22	3	1986	36.91		0.				6.
23	3	1986	35.58		0.				6.
24	3	1986	37.1		0.	10.4	35.5	25.5	5.
25	3	1986	26.89		0.	11.4	35.5	26.	3.

Table 1. Daily Weather Measurements. Ayutthaya, Thailand, Cycle III, Dry Season

DAY	MONTH	YEAR	SOLAR1	SOLAR2	RAIN	WIND	ATEMPMAX	ATEMPMIN	EVAP
26	3	1986	32.94		0.	8.1	33.	25.5	4.
27	3	1986	32.6		0.	7.2	34.5	27.	6.
28	3	1986	26.52		0.	7.2	36.5	26.5	5.
29	3	1986	35.08		0.				8.
30	3	1986	38.88		0.				8.
31	3	1986	35.36		0.	5.2	36.5	24.5	8.
1	4	1986	30.19		0.	5.5	36.	23.	2.
2	4	1986	34.85		0.	8.	36.	26.	4.
3	4	1986	30.7		0.	7.6	36.5	26.5	8.
4	4	1986	31.21		0.	8.8	35.5	26.5	6.
5	4	1986	32.42		0.	7.5	36.	26.	3.
6	4	1986	10.23		0.	8.3	34.5	26.	4.
7	4	1986			1.8	9.	37.	23.	3.
8	4	1986			0.	7.7	35.	25.	4.
9	4	1986	10.66		0.	4.3	34.5	26.	3.
10	4	1986	11.92		0.	6.2	34.5	25.5	5.
11	4	1986	11.62		0.	7.4	34.5	25.5	6.
12	4	1986	8.95		2.5	4.5	34.	25.	5.
13	4	1986	8.5		0.	2.1	33.	24.	7.
14	4	1986	22.7		0.	2.4	32.5	24.	4.
15	4	1986	34.09		0.	4.6	34.	25.	3.
16	4	1986	34.33		0.	5.8	36.	26.	3.
17	4	1986	34.76		0.	5.	35.5	25.5	6.
18	4	1986	36.79		0.	3.3	31.	25.5	6.
19	4	1986	38.68		0.	6.1	35.	26.	4.
20	4	1986	38.21		0.	12.2	37.	25.	4.
21	4	1986	38.49		0.	6.2	36.	26.	3.
22	4	1986	29.2		0.	8.1	37.5	25.5	4.
23	4	1986	35.98		0.	6.3	35.5	25.5	4.
24	4	1986	21.97		0.1	4.9	35.5	25.	6.
25	4	1986	23.		2.5	4.1	27.	24.5	4.
26	4	1986	28.85		0.1	5.8	33.	25.	4.
27	4	1986	23.03		0.	3.9	36.	26.	8.
28	4	1986	26.22		0.	5.3	36.	25.5	6.
29	4	1986	24.1		0.2	5.6	36.	27.5	1.
30	4	1986	22.61		0.	3.4	33.	27.5	7.
1	5	1986	26.53		0.	4.7	35.	26.5	1.
2	5	1986	23.92		1.6	0.2	32.5	25.5	7.
3	5	1986	21.47		0.	7.3	35.	25.	6.
4	5	1986	16.11		3.1	10.4	34.	25.5	
5	5	1986	22.63		0.	6.4	34.	25.5	
6	5	1986	25.88		0.	3.2	34.	26.	2.
7	5	1986	23.18		0.2	4.4	35.	24.	2.
8	5	1986	5.81		0.	4.7	35.	25.	1.
9	5	1986	3.55		14.	13.4	27.	25.	
10	5	1986	12.23		6.6	9.2	27.	25.	
11	5	1986	24.		0.1	5.6	29.	25.	4.

Table 1. Daily Weather Measurements. Ayutthaya, Thailand, Cycle III, Dry Season

DAY	MONTH	YEAR	SOLAR1	SOLAR2	RAIN	WIND	ATEMPMAX	ATEMPMIN	EVAP
12	5	1986	29.13		1.5	7.4	32.	26.	6.
13	5	1986	26.94		2.5	6.7	33.	25.	7.
14	5	1986	18.23		0.	4.7	32.5	26.	2.
15	5	1986	26.32		0.2	10.9	32.	26.	4.
16	5	1986	25.49		0.	5.5	34.	26.	4.
17	5	1986	21.61		0.	9.1	35.	25.5	11.
18	5	1986	23.57		0.	8.3	34.	26.	8.
19	5	1986	25.48		0.2	7.6	34.	26.	7.
20	5	1986	22.71		0.	5.8	35.	27.	3.
21	5	1986	20.05		0.	5.2	33.	26.	11.
22	5	1986	18.87		0.	5.8	34.	24.5	4.
23	5	1986	17.43		0.	3.1	33.5	25.5	5.
24	5	1986	21.92		0.	7.6	34.	26.	3.
25	5	1986	21.87		0.	10.8	37.	25.	5.
26	5	1986	27.3		0.	9.1	32.5	26.	5.
27	5	1986	28.73		0.	5.4	34.	26.	7.
28	5	1986	30.43		0.	6.	35.5	27.5	6.
29	5	1986	32.43		0.	5.6	37.	28.	5.
30	5	1986	27.29		0.	4.8	35.	27.	7.
31	5	1986	35.98		0.	6.5	34.	25.	7.
1	6	1986	34.95		0.	6.3	36.	25.5	6.
2	6	1986	34.64		0.	6.3	35.5	26.5	6.
3	6	1986	34.57		0.	6.2	36.	26.	6.
4	6	1986	37.36		0.	7.8	36.5	27.	7.
5	6	1986	26.07		0.1	4.5	37.	26.5	5.
6	6	1986	22.44		0.	7.6	33.5	25.5	3.
7	6	1986	22.06		1.8	5.1	31.5	26.	7.
8	6	1986	19.76		0.4	2.3	32.5	25.	5.
9	6	1986	33.83		0.2	5.1	34.	25.	1.
10	6	1986	34.29		1.8	5.5	36.5	25.5	5.
11	6	1986	20.64		0.2	4.8	35.	26.	1.
12	6	1986	26.51		0.5	5.5	33.	25.5	2.
13	6	1986	15.99		0.4	4.1	34.	25.5	6.
14	6	1986	19.7		0.	3.4	34.	24.	5.
15	6	1986	23.4		0.	3.9	34.	24.5	0.
16	6	1986	27.21		0.	5.5	36.	27.	5.
17	6	1986	28.06		1.8	7.2	36.5	27.5	6.
18	6	1986	25.61		2.4	8.4	36.5	27.	8.
19	6	1986	16.03		0.	6.1	36.	25.5	11.
20	6	1986	11.96		0.	5.92	31.5	25.5	4.
21	6	1986	22.69		0.	5.8	29.5	25.	1.
22	6	1986	27.39		0.	8.5	34.	26.	4.
23	6	1986	21.38		0.	6.3	34.	26.	1.
24	6	1986	15.72		0.2	7.2	34.	25.5	4.
25	6	1986	17.89		0.4	7.3	30.5	26.	1.
26	6	1986	16.86		0.	7.3	31.5	24.	3.
27	6	1986			0.	8.2	31.	25.	5.

Table 1. Daily Weather Measurements. Ayutthaya, Thailand, Cycle III, Dry Season

DAY	MONTH	YEAR	SOLAR1	SOLAR2	RAIN	WIND	ATEMPMAX	ATEMPMIN	EVAP
28	6	1986			0.	7.4	33.	25.5	4.
29	6	1986			0.	5.3	35.	26.	3.
30	6	1986	26.79		0.	6.8	35.	26.	7.
1	7	1986	32.26		0.9	6.4	37.	27.5	7.
2	7	1986	31.62		0.	13.4	37.	26.	4.
3	7	1986			0.	8.5	37.	26.	1.
4	7	1986	27.57		1.55	7.	34.	26.	6.
5	7	1986	20.21		0.	7.4	33.5	26.5	3.
6	7	1986	13.77		0.	6.	30.5	25.5	3.

Table 1. Daily Weather Measurements. Ayutthaya, Thailand, Cycle III, Wet Season

DAY	MONTH	YEAR	SOLAR1	SOLAR2	RAIN ^o	WIND	ATEMPMAX	ATEMPMIN	EVAP
1	8	1986	26.56		0.	4.3	31.	25.5	
2	8	1986	24.42		0.	3.8	30.5	25.	
3	8	1986			0.	4.1	31.	24.5	
4	8	1986			0.	4.	30.	24.	
5	8	1986			0.	3.1	34.	24.	
6	8	1986	30.2		0.	3.8	32.	25.5	
7	8	1986	25.44		0.	4.1	31.	25.	
8	8	1986			1.2	3.6	34.5	25.5	
9	8	1986			0.2	3.5	33.	25.	
10	8	1986			3.2	3.8	34.5	24.	
11	8	1986			2.2	5.6	33.	25.5	
12	8	1986			0.	3.7	31.	26.	
13	8	1986			0.	4.8	31.	26.	
14	8	1986			0.	6.7	33.	26.	
15	8	1986			2.8	7.5	34.	24.	0.
16	8	1986			0.4	2.3	35.	23.	5.
17	8	1986			0.3	3.8	35.	24.	2.
18	8	1986			0.	7.6	35.	25.	9.
19	8	1986	24.08		0.	7.3	33.	26.5	8.
20	8	1986			1.4	5.4	34.	25.5	1.
21	8	1986	26.43		0.9	11.1	34.	25.5	2.
22	8	1986	32.32		0.	7.5	34.5	25.	5.
23	8	1986	32.2		0.	9.	34.5	25.5	3.
24	8	1986	19.91		0.2	3.3	34.5	24.5	9.
25	8	1986	29.85		1.7	8.2	36.	26.	5.
26	8	1986	27.97		0.	4.7	32.5	25.	10.
27	8	1986	22.31		0.	6.7	31.	25.	6.
28	8	1986	25.46		2.7	7.7	33.	25.5	5.
29	8	1986	18.75		0.	5.1	35.	25.	4.
30	8	1986	30.95		0.	9.4	32.5	25.5	4.
31	8	1986	32.59		0.	7.6	35.	25.	4.
1	9	1986			8.	3.6	33.5	25.	8.
2	9	1986			0.	7.4	35.5	24.5	4.
3	9	1986	21.88		6.	8.2	33.	26.	5.
4	9	1986			0.	5.5	35.	25.	9.
5	9	1986	21.67		0.	6.2	34.5	25.	6.
6	9	1986			0.	5.3	33.5	25.	4.
7	9	1986	23.42		0.	5.4	33.5	26.	7.
8	9	1986	16.06		1.1	6.	30.5	24.5	3.
9	9	1986	25.09		2.3	3.6	30.5	24.	4.
10	9	1986	14.1		2.8	2.8	30.5	24.	5.
11	9	1986	15.04		0.4	1.5	29.	24.5	4.
12	9	1986	23.59		0.	1.	29.5	24.5	3.
13	9	1986	31.04		0.	12.2	33.5	25.	4.
14	9	1986	23.76		0.	0.9	34.5	24.	5.
15	9	1986	25.32		0.	1.	37.	28.	5.

Table 1. Daily Weather Measurements. Ayutthaya, Thailand, Cycle III, Wet Season

DAY	MONTH	YEAR	SOLAR1	SOLAR2	RAIN	WIND	ATEMPMAX	ATEMPMIN	EVAP
16	9	1986	22.8		0.	1.3	36.	27.	6.
17	9	1986	24.46		5.	1.1	36.5	27.5	8.
18	9	1986	27.74		0.	0.7	35.	24.5	4.
19	9	1986	28.42		0.	1.3	34.5	25.5	8.
20	9	1986	27.85		0.2	1.9	34.	24.5	5.
21	9	1986	27.89		0.	2.6	31.	25.5	1.
22	9	1986	18.92		0.	1.6	33.	25.	3.
23	9	1986	25.43		0.	5.3	32.5	25.5	12.
24	9	1986	13.29		0.	0.4	33.5	26.5	7.
25	9	1986	15.78		0.8	2.5	31.5	25.5	2.
26	9	1986	27.9		3.4	1.6	33.5	24.5	4.
27	9	1986	26.83		0.	1.7	34.	25.	3.
28	9	1986	28.12		9.4	1.3	34.5	26.5	4.
29	9	1986	16.94		0.	1.3	34.5	24.5	4.
30	9	1986	24.19		8.5	9.8	32.	25.	5.
1	10	1986	5.8		6.4	1.	33.	24.5	
2	10	1986	17.86		0.35	2.1	28.	24.	
3	10	1986	21.31		0.2	1.7	28.5	25.	2.5
4	10	1986	17.42		0.5	1.7	31.5	24.5	6.
5	10	1986	26.09		1.35	3.2	32.	24.	4.
6	10	1986	16.95		3.3	1.2	33.	23.	6.
7	10	1986	23.05		0.2	1.6	30.5	25.	5.
8	10	1986	24.51		1.3	1.8	33.	26.5	7.
9	10	1986	25.56		0.7	1.8	33.5	25.	8.
10	10	1986	20.15		0.	1.4	35.	25.	8.
11	10	1986	25.02		0.	3.3	33.5	25.5	4.
12	10	1986	20.79		2.4	1.7	34.	25.	4.
13	10	1986	19.02		0.	1.1	34.5	25.	10.
14	10	1986	13.82		0.	2.2	33.	26.	6.
15	10	1986	26.69		2.1	2.	31.5	25.	4.
16	10	1986	25.02		0.	1.7	35.	24.	2.
17	10	1986	19.53		0.	1.2	33.	26.	10.
18	10	1986	23.64		0.	1.	34.5	25.	4.
19	10	1986	25.48		0.	1.1	34.	26.	4.
20	10	1986	24.99		0.	1.1	34.	27.	5.
21	10	1986	26.93		0.	1.4	34.	27.5	4.
22	10	1986	28.19		0.	4.	34.	28.	6.
23	10	1986	13.3		2.1	2.7	33.	24.	4.
24	10	1986	25.42		0.4	1.7	34.	25.	3.
25	10	1986	15.05		0.3	2.1	34.	25.5	4.
26	10	1986	27.78		0.	1.3	30.5	26.5	1.
27	10	1986	20.59		0.	1.7	34.	27.	6.
28	10	1986	23.01		0.	2.8	33.5	27.	4.
29	10	1986	18.63		1.55	1.6	33.5	25.5	4.
30	10	1986	25.23		0.	6.1	31.	24.5	5.5
31	10	1986	22.83		0.	10.3	29.	24.5	5.
1	11	1986	28.76		0.	3.5	29.5	25.	5.

Table 1. Daily Weather Measurements. Ayutthaya, Thailand, Cycle III, Wet Season

DAY	MONTH	YEAR	SOLAR1	SOLAR2	RAIN	WIND	ATEMPMAX	ATEMPMIN	EVAP
2	11	1986	25.26		0.	2.2	30.	26.	5.
3	11	1986	27.32		0.	2.	31.	24.	5.
4	11	1986	27.1		0.	5.1	33.5	24.5	5.
5	11	1986	24.08		0.	2.1	33.	25.	4.
6	11	1986	27.28		0.	1.	32.	24.5	6.
7	11	1986	26.57		0.	1.	33.	25.5	4.
8	11	1986	23.72		0.	2.2	33.	25.5	4.
9	11	1986	23.79		0.	2.6	33.	25.5	5.
10	11	1986	24.97		0.	1.2	33.	26.5	3.
11	11	1986	24.05		0.	3.1	31.5	24.	5.
12	11	1986	26.34		0.	1.	31.5	26.	5.
13	11	1986	22.76		0.	2.1	34.	25.5	5.
14	11	1986	16.73		2.	1.8	33.5	25.5	5.
15	11	1986	18.94		0.	0.	32.	24.	0.
16	11	1986	15.68		0.	1.3	32.	24.	4.
17	11	1986	18.64		0.	2.4	31.5	24.5	0.
18	11	1986	26.05		0.	2.5	31.5	25.	4.
19	11	1986	25.45		0.	3.6	32.5	23.5	5.
20	11	1986	26.33		0.	6.	31.5	22.	6.
21	11	1986	21.08		0.	2.3	30.5	22.5	5.
22	11	1986	25.28		0.	3.	31.	24.5	5.
23	11	1986	23.85		0.	1.8	31.	24.	7.
24	11	1986	25.12		0.	8.1	31.	21.5	2.
25	11	1986	23.21		0.	7.3	30.5	21.5	8.
26	11	1986	22.26		0.	10.2	30.5	22.5	5.
27	11	1986	24.82		0.	8.6	30.	22.	5.
28	11	1986	24.92		0.	7.5	30.5	23.5	7.
29	11	1986	24.79		0.	12.1	31.	22.	7.
30	11	1986	24.86		0.	8.3	29.	20.	8.
1	12	1986	24.68		0.	5.	28.5	20.	5.
2	12	1986	24.91		0.	8.3	28.5	20.5	7.
3	12	1986	21.88		1.6	10.9	29.5	22.	5.
4	12	1986	7.05		0.	12.	29.5	19.	2.
5	12	1986	9.48		0.	2.8	22.	20.	3.
6	12	1986	23.16		0.	2.8	25.	21.	3.
7	12	1986	20.06		0.4	3.7	23.	21.	4.
8	12	1986	23.7		0.	2.	31.5	21.	3.
9	12	1986	25.14		0.	7.	31.5	21.	2.
10	12	1986	24.76		0.	3.9	30.	21.	5.
11	12	1986	24.15		0.	2.5	31.	21.	5.
12	12	1986	23.71		0.	1.3	31.5	21.5	5.
13	12	1986	23.75		0.	1.6	29.	20.	5.
14	12	1986	23.31		0.	2.4	29.5	20.5	3.
15	12	1986	23.3		0.	3.3	31.	21.	4.
16	12	1986	23.99		0.	3.4	31.5	20.5	5.
17	12	1986	23.62		0.	2.8	32.5	26.	6.
18	12	1986	23.77		0.	2.3	31.	22.	5.

Table 1. Daily Weather Measurements. Ayutthaya, Thailand, Cycle III, Wet Season

DAY	MONTH	YEAR	SOLAR1	SOLAR2	RAIN	WIND	ATEMPMAX	ATEMPMIN	EVAP
19	12	1986	23.86		0.	6.4	31.5	22.	5.
20	12	1986	23.9		0.	3.3	33.5	19.	4.
21	12	1986	24.87		0.	1.2	32.5	21.	8.
22	12	1986	20.92		0.	5.8	31.5	20.	4.
23	12	1986	22.75		0.	2.3	30.	18.	4.
24	12	1986	24.71		0.	4.2	30.	18.	4.
25	12	1986	24.87		0.	3.8	31.5	21.	6.
26	12	1986	23.68		0.	2.7	32.5	19.5	6.
27	12	1986	18.58		0.	3.5	31.	20.	4.
28	12	1986	24.44		0.	3.1	31.5	21.	5.

Table 2. Daily Pond Measurements. Ayutthaya, Thailand, Cycle III, Dry Season

DAY	MONTH	YEAR	POND#	DEPTH	INFLOW	OVERFLOW	DAY	MONTH	YEAR	POND#	DEPTH	INFLOW	OVERFLOW
6	2	1986	A1	0.84	N	N	9	2	1986	D2	0.81	N	N
6	2	1986	A2	0.9	N	N	9	2	1986	D3	0.92	N	N
6	2	1986	A3	0.9	N	N	10	2	1986	A1	0.74	N	N
6	2	1986	B1	0.91	N	N	10	2	1986	A2	0.84	N	N
6	2	1986	B2	0.89	N	N	10	2	1986	A3	0.85	N	N
6	2	1986	B3	0.88	N	N	10	2	1986	B1	0.85	N	N
6	2	1986	C1	0.88	N	N	10	2	1986	B2	0.81	N	N
6	2	1986	C2	0.95	N	N	10	2	1986	B3	0.84	N	N
6	2	1986	C3	0.8	N	N	10	2	1986	C1	0.84	N	N
6	2	1986	D1	0.92	N	N	10	2	1986	C2	0.83	N	N
6	2	1986	D2	0.84	N	N	10	2	1986	C3	0.92	Y	N
6	2	1986	D3	0.94	N	N	10	2	1986	D1	0.9	N	N
7	2	1986	A1	0.8	N	N	10	2	1986	D2	0.8	N	N
7	2	1986	A2	0.88	N	N	10	2	1986	D3	0.91	N	N
7	2	1986	A3	0.88	N	N	11	2	1986	A1	0.74	N	N
7	2	1986	B1	0.88	N	N	11	2	1986	A2	0.82	N	N
7	2	1986	B2	0.87	N	N	11	2	1986	A3	0.85	N	N
7	2	1986	B3	0.87	N	N	11	2	1986	B1	0.84	N	N
7	2	1986	C1	0.87	N	N	11	2	1986	B2	0.79	N	N
7	2	1986	C2	0.91	N	N	11	2	1986	B3	0.83	N	N
7	2	1986	C3	0.79	N	N	11	2	1986	C1	0.82	N	N
7	2	1986	D1	0.91	N	N	11	2	1986	C2	0.83	N	N
7	2	1986	D2	0.83	N	N	11	2	1986	C3	0.9	N	N
7	2	1986	D3	0.93	N	N	11	2	1986	D1	0.89	N	N
8	2	1986	A1	0.78	N	N	11	2	1986	D2	0.8	N	N
8	2	1986	A2	0.86	N	N	11	2	1986	D3	0.9	N	N
8	2	1986	A3	0.87	N	N	12	2	1986	A1	0.87	Y	N
8	2	1986	B1	0.87	N	N	12	2	1986	A2	0.81	N	N
8	2	1986	B2	0.85	N	N	12	2	1986	A3	0.86	N	N
8	2	1986	B3	0.86	N	N	12	2	1986	B1	0.84	N	N
8	2	1986	C1	0.86	N	N	12	2	1986	B2	0.85	Y	N
8	2	1986	C2	0.87	N	N	12	2	1986	B3	0.82	N	N
8	2	1986	C3	0.77	N	N	12	2	1986	C1	0.8	N	N
8	2	1986	D1	0.91	N	N	12	2	1986	C2	0.83	N	N
8	2	1986	D2	0.82	N	N	12	2	1986	C3	0.89	N	N
8	2	1986	D3	0.92	N	N	12	2	1986	D1	0.89	N	N
9	2	1986	A1	0.76	N	N	12	2	1986	D2	0.78	N	N
9	2	1986	A2	0.85	N	N	12	2	1986	D3	0.9	N	N
9	2	1986	A3	0.86	N	N	13	2	1986	A1	0.84	N	N
9	2	1986	B1	0.86	N	N	13	2	1986	A2	0.8	N	N
9	2	1986	B2	0.83	N	N	13	2	1986	A3	0.85	N	N
9	2	1986	B3	0.85	N	N	13	2	1986	B1	0.83	N	N
9	2	1986	C1	0.85	N	N	13	2	1986	B2	0.83	N	N
9	2	1986	C2	0.85	N	N	13	2	1986	B3	0.8	N	N
9	2	1986	C3	0.75	N	N	13	2	1986	C1	0.77	N	N
9	2	1986	D1	0.9	N	N	13	2	1986	C2	0.82	N	N
							13	2	1986	C3	0.88	N	N

Table 2. Daily Pond Measurements. Ayutthaya, Thailand, Cycle III, Dry Season

DAY	MONTH	YEAR	POND#	DEPTH	INFLOW	OVERFLOW	DAY	MONTH	YEAR	POND#	DEPTH	INFLOW	OVERFLOW
13	2	1986	D1	0.88	N	N	17	2	1986	C3	0.84	N	N
13	2	1986	D2	0.78	N	N	17	2	1986	D1	0.86	N	N
13	2	1986	D3	0.89	N	N	17	2	1986	D2	0.76	N	N
14	2	1986	A1	0.82	N	N	17	2	1986	D3	0.86	N	N
14	2	1986	A2	0.79	N	N	18	2	1986	A1	0.78	Y	N
14	2	1986	A3	0.84	N	N	18	2	1986	A2	0.76	N	N
14	2	1986	B1	0.81	N	N	18	2	1986	A3	0.82	N	N
14	2	1986	B2	0.81	N	N	18	2	1986	B1	0.79	N	N
14	2	1986	B3	0.79	N	N	18	2	1986	B2	0.89	Y	N
14	2	1986	C1	0.75	N	N	18	2	1986	B3	0.77	N	N
14	2	1986	C2	0.81	N	N	18	2	1986	C1	0.74	Y	N
14	2	1986	C3	0.87	N	N	18	2	1986	C2	0.8	N	N
14	2	1986	D1	0.87	N	N	18	2	1986	C3	0.84	N	N
14	2	1986	D2	0.78	N	N	18	2	1986	D1	0.85	N	N
14	2	1986	D3	0.88	N	N	18	2	1986	D2	0.78	Y	N
15	2	1986	A1	0.79	N	N	18	2	1986	D3	0.85	N	N
15	2	1986	A2	0.78	N	N	19	2	1986	A1	0.77	N	N
15	2	1986	A3	0.83	N	N	19	2	1986	A2	0.76	Y	N
15	2	1986	B1	0.81	N	N	19	2	1986	A3	0.82	N	N
15	2	1986	B2	0.8	N	N	19	2	1986	B1	0.78	N	N
15	2	1986	B3	0.79	N	N	19	2	1986	B2	0.87	N	N
15	2	1986	C1	0.73	N	N	19	2	1986	B3	0.75	N	N
15	2	1986	C2	0.81	N	N	19	2	1986	C1	0.72	N	N
15	2	1986	C3	0.86	N	N	19	2	1986	C2	0.79	N	N
15	2	1986	D1	0.87	N	N	19	2	1986	C3	0.83	N	N
15	2	1986	D2	0.77	N	N	19	2	1986	D1	0.85	N	N
15	2	1986	D3	0.87	N	N	19	2	1986	D2	0.77	N	N
16	2	1986	A1	0.77	N	N	19	2	1986	D3	0.84	N	N
16	2	1986	A2	0.77	N	N	20	2	1986	A1	0.76	N	N
16	2	1986	A3	0.83	N	N	20	2	1986	A2	0.85	Y	N
16	2	1986	B1	0.8	N	N	20	2	1986	A3	0.81	N	N
16	2	1986	B2	0.79	N	N	20	2	1986	B1	0.77	N	N
16	2	1986	B3	0.78	N	N	20	2	1986	B2	0.85	N	N
16	2	1986	C1	0.71	N	N	20	2	1986	B3	0.84	Y	N
16	2	1986	C2	0.8	N	N	20	2	1986	C1	0.71	N	N
16	2	1986	C3	0.85	N	N	20	2	1986	C2	0.78	N	N
16	2	1986	D1	0.86	N	N	20	2	1986	C3	0.82	N	N
16	2	1986	D2	0.77	N	N	20	2	1986	D1	0.84	N	N
16	2	1986	D3	0.87	N	N	20	2	1986	D2	0.76	N	N
17	2	1986	A1	0.75	N	N	20	2	1986	D3	0.83	N	N
17	2	1986	A2	0.76	N	N	21	2	1986	A1	0.9	Y	N
17	2	1986	A3	0.82	N	N	21	2	1986	A2	0.91	Y	N
17	2	1986	B1	0.79	N	N	21	2	1986	A3	0.83	Y	N
17	2	1986	B2	0.83	N	N	21	2	1986	B1	0.76	Y	N
17	2	1986	B3	0.77	N	N	21	2	1986	B2	0.9	Y	N
17	2	1986	C1	0.7	N	N	21	2	1986	B3	0.83	N	N
17	2	1986	C2	0.8	N	N	21	2	1986	C1	0.82	Y	N

Table 2. Daily Pond Measurements. Ayutthaya, Thailand, Cycle III, Dry Season

DAY	MONTH	YEAR	POND#	DEPTH	INFLOW	OVERFLOW	DAY	MONTH	YEAR	POND#	DEPTH	INFLOW	OVERFLOW
21	2	1986	C2	0.79	N	N	25	2	1986	C1	0.81	N	N
21	2	1986	C3	0.89	Y	N	25	2	1986	C2	0.9	Y	N
21	2	1986	D1	0.93	Y	N	25	2	1986	C3	0.86	N	N
21	2	1986	D2	0.91	Y	N	25	2	1986	D1	0.9	N	N
21	2	1986	D3	0.89	Y	N	25	2	1986	D2	0.86	N	N
22	2	1986	A1	0.89	N	N	25	2	1986	D3	0.91	N	N
22	2	1986	A2	0.9	N	N	26	2	1986	A1	0.85	N	N
22	2	1986	A3	0.85	Y	N	26	2	1986	A2	0.84	N	N
22	2	1986	B1	0.8	Y	N	26	2	1986	A3	0.87	N	N
22	2	1986	B2	0.87	N	N	26	2	1986	B1	0.93	N	N
22	2	1986	B3	0.82	N	N	26	2	1986	B2	0.81	N	N
22	2	1986	C1	0.82	N	N	26	2	1986	B3	0.88	N	N
22	2	1986	C2	0.79	N	N	26	2	1986	C1	0.85	Y	N
22	2	1986	C3	0.89	N	N	26	2	1986	C2	0.9	N	N
22	2	1986	D1	0.92	N	N	26	2	1986	C3	0.85	N	N
22	2	1986	D2	0.9	N	N	26	2	1986	D1	0.9	N	N
22	2	1986	D3	0.89	N	N	26	2	1986	D2	0.86	N	N
23	2	1986	A1	0.88	N	N	26	2	1986	D3	0.91	N	N
23	2	1986	A2	0.89	N	N	27	2	1986	A1	0.85	N	N
23	2	1986	A3	0.86	Y	N	27	2	1986	A2	0.83	N	N
23	2	1986	B1	0.9	Y	N	27	2	1986	A3	0.87	N	N
23	2	1986	B2	0.85	N	N	27	2	1986	B1	0.93	N	N
23	2	1986	B3	0.81	N	N	27	2	1986	B2	0.79	N	N
23	2	1986	C1	0.81	N	N	27	2	1986	B3	0.87	N	N
23	2	1986	C2	0.78	N	N	27	2	1986	C1	0.95	Y	N
23	2	1986	C3	0.88	N	N	27	2	1986	C2	0.89	N	N
23	2	1986	D1	0.92	N	N	27	2	1986	C3	0.85	N	N
23	2	1986	D2	0.89	N	N	27	2	1986	D1	0.89	N	N
23	2	1986	D3	0.88	N	N	27	2	1986	D2	0.85	N	N
24	2	1986	A1	0.87	N	N	27	2	1986	D3	0.9	N	N
24	2	1986	A2	0.88	N	N	28	2	1986	A1	0.84	N	N
24	2	1986	A3	0.88	Y	N	28	2	1986	A2	0.82	N	N
24	2	1986	B1	0.96	Y	N	28	2	1986	A3	0.85	N	N
24	2	1986	B2	0.84	N	N	28	2	1986	B1	0.91	N	N
24	2	1986	B3	0.9	Y	N	28	2	1986	B2	0.77	N	N
24	2	1986	C1	0.81	N	N	28	2	1986	B3	0.86	N	N
24	2	1986	C2	0.81	Y	N	28	2	1986	C1	0.92	N	N
24	2	1986	C3	0.87	N	N	28	2	1986	C2	0.89	N	N
24	2	1986	D1	0.91	N	N	28	2	1986	C3	0.83	N	N
24	2	1986	D2	0.88	N	N	28	2	1986	D1	0.89	N	N
24	2	1986	D3	0.92	Y	N	28	2	1986	D2	0.83	N	N
25	2	1986	A1	0.86	N	N	28	2	1986	D3	0.9	N	N
25	2	1986	A2	0.85	N	N	1	3	1986	A1	0.83	N	N
25	2	1986	A3	0.88	N	N	1	3	1986	A2	0.8	N	N
25	2	1986	B1	0.95	N	N	1	3	1986	A3	0.84	N	N
25	2	1986	B2	0.83	N	N	1	3	1986	B1	0.9	N	N
25	2	1986	B3	0.89	N	N	1	3	1986	B2	0.75	N	N

28

Table 2. Daily Pond Measurements. Ayutthaya, Thailand, Cycle III, Dry Season

DAY	MONTH	YEAR	POND#	DEPTH	INFLOW	OVERFLOW	DAY	MONTH	YEAR	POND#	DEPTH	INFLOW	OVERFLOW
1	3	1986	B3	0.85	N	N	5	3	1986	B2	0.93	Y	N
1	3	1986	C1	0.89	N	N	5	3	1986	B3	0.79	N	N
1	3	1986	C2	0.88	N	N	5	3	1986	C1	0.95	Y	N
1	3	1986	C3	0.82	N	N	5	3	1986	C2	0.84	N	N
1	3	1986	D1	0.88	N	N	5	3	1986	C3	0.78	N	N
1	3	1986	D2	0.81	N	N	5	3	1986	D1	0.84	N	N
1	3	1986	D3	0.89	N	N	5	3	1986	D2	0.95	Y	N
2	3	1986	A1	0.81	N	N	5	3	1986	D3	0.85	N	N
2	3	1986	A2	0.79	N	N	6	3	1986	A1	0.94	Y	N
2	3	1986	A3	0.83	N	N	6	3	1986	A2	0.93	Y	N
2	3	1986	B1	0.87	N	N	6	3	1986	A3	0.91	Y	N
2	3	1986	B2	0.73	N	N	6	3	1986	B1	0.89	Y	N
2	3	1986	B3	0.83	N	N	6	3	1986	B2	0.9	N	N
2	3	1986	C1	0.86	N	N	6	3	1986	B3	0.91	Y	N
2	3	1986	C2	0.87	N	N	6	3	1986	C1	0.93	N	N
2	3	1986	C3	0.81	N	N	6	3	1986	C2	0.92	Y	N
2	3	1986	D1	0.87	N	N	6	3	1986	C3	0.92	Y	N
2	3	1986	D2	0.8	N	N	6	3	1986	D1	0.96	Y	N
2	3	1986	D3	0.88	N	N	6	3	1986	D2	0.93	N	N
3	3	1986	A1	0.8	N	N	6	3	1986	D3	0.91	Y	N
3	3	1986	A2	0.78	N	N	7	3	1986	A1	0.94	N	N
3	3	1986	A3	0.82	N	N	7	3	1986	A2	0.91	N	N
3	3	1986	B1	0.87	N	N	7	3	1986	A3	0.92	N	N
3	3	1986	B2	0.71	N	N	7	3	1986	B1	0.89	N	N
3	3	1986	B3	0.81	N	N	7	3	1986	B2	0.89	N	N
3	3	1986	C1	0.84	N	N	7	3	1986	B3	0.9	N	N
3	3	1986	C2	0.86	N	N	7	3	1986	C1	0.92	N	N
3	3	1986	C3	0.8	N	N	7	3	1986	C2	0.92	N	N
3	3	1986	D1	0.86	N	N	7	3	1986	C3	0.91	N	N
3	3	1986	D2	0.79	N	N	7	3	1986	D1	0.95	N	N
3	3	1986	D3	0.87	N	N	7	3	1986	D2	0.92	N	N
4	3	1986	A1	0.79	N	N	7	3	1986	D3	0.9	N	N
4	3	1986	A2	0.76	N	N	8	3	1986	A1	0.93	N	N
4	3	1986	A3	0.81	N	N	8	3	1986	A2	0.9	N	N
4	3	1986	B1	0.85	N	N	8	3	1986	A3	0.91	N	N
4	3	1986	B2	0.69	N	N	8	3	1986	B1	0.88	N	N
4	3	1986	B3	0.8	N	N	8	3	1986	B2	0.88	N	N
4	3	1986	C1	0.82	N	N	8	3	1986	B3	0.89	N	N
4	3	1986	C2	0.85	N	N	8	3	1986	C1	0.9	N	N
4	3	1986	C3	0.79	N	N	8	3	1986	C2	0.9	N	N
4	3	1986	D1	0.85	N	N	8	3	1986	C3	0.91	N	N
4	3	1986	D2	0.78	N	N	8	3	1986	D1	0.95	N	N
4	3	1986	D3	0.85	N	N	8	3	1986	D2	0.91	N	N
5	3	1986	A1	0.78	N	N	8	3	1986	D3	0.9	N	N
5	3	1986	A2	0.8	N	N	9	3	1986	A1	0.92	N	N
5	3	1986	A3	0.81	N	N	9	3	1986	A2	0.89	N	N
5	3	1986	B1	0.84	N	N	9	3	1986	A3	0.91	N	N

Table 2. Daily Pond Measurements. Ayutthaya, Thailand, Cycle III, Dry Season

DAY	MONTH	YEAR	POND#	DEPTH	INFLOW	OVERFLOW	DAY	MONTH	YEAR	POND#	DEPTH	INFLOW	OVERFLOW
9	3	1986	B1	0.88	N	N	13	3	1986	A3	0.9	N	N
9	3	1986	B2	0.86	N	N	13	3	1986	B1	0.85	N	N
9	3	1986	B3	0.88	N	N	13	3	1986	B2	0.79	N	N
9	3	1986	C1	0.88	N	N	13	3	1986	B3	0.84	N	N
9	3	1986	C2	0.9	N	N	13	3	1986	C1	0.8	N	N
9	3	1986	C3	0.9	N	N	13	3	1986	C2	0.89	N	N
9	3	1986	D1	0.95	N	N	13	3	1986	C3	0.86	N	N
9	3	1986	D2	0.9	N	N	13	3	1986	D1	0.92	N	N
9	3	1986	D3	0.9	N	N	13	3	1986	D2	0.86	N	N
10	3	1986	A1	0.91	N	N	13	3	1986	D3	0.88	N	N
10	3	1986	A2	0.89	N	N	14	3	1986	A1	0.88	N	N
10	3	1986	A3	0.9	N	N	14	3	1986	A2	0.84	N	N
10	3	1986	B1	0.87	N	N	14	3	1986	A3	0.89	N	N
10	3	1986	B2	0.84	N	N	14	3	1986	B1	0.84	N	N
10	3	1986	B3	0.87	N	N	14	3	1986	B2	0.78	N	N
10	3	1986	C1	0.86	N	N	14	3	1986	B3	0.83	N	N
10	3	1986	C2	0.9	N	N	14	3	1986	C1	0.79	N	N
10	3	1986	C3	0.89	N	N	14	3	1986	C2	0.88	N	N
10	3	1986	D1	0.95	N	N	14	3	1986	C3	0.85	N	N
10	3	1986	D2	0.89	N	N	14	3	1986	D1	0.92	N	N
10	3	1986	D3	0.89	N	N	14	3	1986	D2	0.85	N	N
11	3	1986	A1	0.9	N	N	14	3	1986	D3	0.87	N	N
11	3	1986	A2	0.87	N	N	15	3	1986	A1	0.87	N	N
11	3	1986	A3	0.89	N	N	15	3	1986	A2	0.82	N	N
11	3	1986	B1	0.86	N	N	15	3	1986	A3	0.88	N	N
11	3	1986	B2	0.82	N	N	15	3	1986	B1	0.83	N	N
11	3	1986	B3	0.86	N	N	15	3	1986	B2	0.76	N	N
11	3	1986	C1	0.84	N	N	15	3	1986	B3	0.81	N	N
11	3	1986	C2	0.9	N	N	15	3	1986	C1	0.76	N	N
11	3	1986	C3	0.88	N	N	15	3	1986	C2	0.87	N	N
11	3	1986	D1	0.94	N	N	15	3	1986	C3	0.84	N	N
11	3	1986	D2	0.88	N	N	15	3	1986	D1	0.91	N	N
11	3	1986	D3	0.89	N	N	15	3	1986	D2	0.84	N	N
12	3	1986	A1	0.9	N	N	15	3	1986	D3	0.86	N	N
12	3	1986	A2	0.86	N	N	16	3	1986	A1	0.86	N	N
12	3	1986	A3	0.9	N	N	16	3	1986	A2	0.81	N	N
12	3	1986	B1	0.86	N	N	16	3	1986	A3	0.87	N	N
12	3	1986	B2	0.81	N	N	16	3	1986	B1	0.83	N	N
12	3	1986	B3	0.85	N	N	16	3	1986	B2	0.74	N	N
12	3	1986	C1	0.82	N	N	16	3	1986	B3	0.79	N	N
12	3	1986	C2	0.9	N	N	16	3	1986	C1	0.74	N	N
12	3	1986	C3	0.88	N	N	16	3	1986	C2	0.86	N	N
12	3	1986	D1	0.93	N	N	16	3	1986	C3	0.84	N	N
12	3	1986	D2	0.87	N	N	16	3	1986	D1	0.9	N	N
12	3	1986	D3	0.88	N	N	16	3	1986	D2	0.82	N	N
13	3	1986	A1	0.86	N	N	16	3	1986	D3	0.85	N	N
13	3	1986	A2	0.85	N	N	17	3	1986	A1	0.85	N	N

Table 2. Daily Pond Measurements. Ayutthaya, Thailand, Cycle III, Dry Season

DAY	MONTH	YEAR	POND#	DEPTH	INFLOW	OVERFLOW	DAY	MONTH	YEAR	POND#	DEPTH	INFLOW	OVERFLOW
17	3	1986	A2	0.8	N	N	21	3	1986	A1	0.92	Y	N
17	3	1986	A3	0.87	N	N	21	3	1986	A2	0.94	Y	N
17	3	1986	B1	0.82	N	N	21	3	1986	A3	0.91	Y	N
17	3	1986	B2	0.72	N	N	21	3	1986	B1	0.91	Y	N
17	3	1986	B3	0.78	N	N	21	3	1986	B2	0.96	Y	N
17	3	1986	C1	0.73	N	N	21	3	1986	B3	0.93	Y	N
17	3	1986	C2	0.85	N	N	21	3	1986	C1	0.93	Y	N
17	3	1986	C3	0.83	N	N	21	3	1986	C2	0.92	Y	N
17	3	1986	D1	0.89	N	N	21	3	1986	C3	0.94	Y	N
17	3	1986	D2	0.81	N	N	21	3	1986	D1	0.91	Y	N
17	3	1986	D3	0.84	N	N	21	3	1986	D2	0.9	Y	N
18	3	1986	A1	0.84	N	N	21	3	1986	D3	0.95	Y	N
18	3	1986	A2	0.79	N	N	22	3	1986	A1	0.91	N	N
18	3	1986	A3	0.86	N	N	22	3	1986	A2	0.92	N	N
18	3	1986	B1	0.81	N	N	22	3	1986	A3	0.9	N	N
18	3	1986	B2	0.71	N	N	22	3	1986	B1	0.91	N	N
18	3	1986	B3	0.77	N	N	22	3	1986	B2	0.94	N	N
18	3	1986	C1	0.72	N	N	22	3	1986	B3	0.91	N	N
18	3	1986	C2	0.85	N	N	22	3	1986	C1	0.9	N	N
18	3	1986	C3	0.82	N	N	22	3	1986	C2	0.92	N	N
18	3	1986	D1	0.89	N	N	22	3	1986	C3	0.93	N	N
18	3	1986	D2	0.8	N	N	22	3	1986	D1	0.91	N	N
18	3	1986	D3	0.83	N	N	22	3	1986	D2	0.89	N	N
19	3	1986	A1	0.83	N	N	22	3	1986	D3	0.94	N	N
19	3	1986	A2	0.78	N	N	23	3	1986	A1	0.9	N	N
19	3	1986	A3	0.85	N	N	23	3	1986	A2	0.91	N	N
19	3	1986	B1	0.8	N	N	23	3	1986	A3	0.89	N	N
19	3	1986	B2	0.7	N	N	23	3	1986	B1	0.91	N	N
19	3	1986	B3	0.77	N	N	23	3	1986	B2	0.91	N	N
19	3	1986	C1	0.7	N	N	23	3	1986	B3	0.89	N	N
19	3	1986	C2	0.85	N	N	23	3	1986	C1	0.88	N	N
19	3	1986	C3	0.81	N	N	23	3	1986	C2	0.91	N	N
19	3	1986	D1	0.88	N	N	23	3	1986	C3	0.93	N	N
19	3	1986	D2	0.79	N	N	23	3	1986	D1	0.9	N	N
19	3	1986	D3	0.83	N	N	23	3	1986	D2	0.88	N	N
20	3	1986	A1	0.82	N	N	23	3	1986	D3	0.93	N	N
20	3	1986	A2	0.77	N	N	24	3	1986	A1	0.89	N	N
20	3	1986	A3	0.85	N	N	24	3	1986	A2	0.9	N	N
20	3	1986	B1	0.79	N	N	24	3	1986	A3	0.88	N	N
20	3	1986	B2	0.68	N	N	24	3	1986	B1	0.9	N	N
20	3	1986	B3	0.76	N	N	24	3	1986	B2	0.89	N	N
20	3	1986	C1	0.69	N	N	24	3	1986	B3	0.88	N	N
20	3	1986	C2	0.84	N	N	24	3	1986	C1	0.86	N	N
20	3	1986	C3	0.8	N	N	24	3	1986	C2	0.91	N	N
20	3	1986	D1	0.87	N	N	24	3	1986	C3	0.92	N	N
20	3	1986	D2	0.79	N	N	24	3	1986	D1	0.89	N	N
20	3	1986	D3	0.82	N	N	24	3	1986	D2	0.87	N	N

31

Table 2. Daily Pond Measurements. Ayutthaya, Thailand, Cycle III, Dry Season

DAY	MONTH	YEAR	POND#	DEPTH	INFLOW	OVERFLOW	DAY	MONTH	YEAR	POND#	DEPTH	INFLOW	OVERFLOW
24	3	1986	D3	0.91	N	N	28	3	1986	D2	0.82	N	N
25	3	1986	A1	0.88	N	N	28	3	1986	D3	0.89	N	N
25	3	1986	A2	0.89	N	N	29	3	1986	A1	0.84	N	N
25	3	1986	A3	0.89	N	N	29	3	1986	A2	0.83	N	N
25	3	1986	B1	0.9	N	N	29	3	1986	A3	0.88	N	N
25	3	1986	B2	0.87	N	N	29	3	1986	B1	0.86	N	N
25	3	1986	B3	0.87	N	N	29	3	1986	B2	0.8	N	N
25	3	1986	C1	0.84	N	N	29	3	1986	B3	0.83	N	N
25	3	1986	C2	0.93	N	N	29	3	1986	C1	0.77	N	N
25	3	1986	C3	0.91	N	N	29	3	1986	C2	0.91	N	N
25	3	1986	D1	0.88	N	N	29	3	1986	C3	0.86	N	N
25	3	1986	D2	0.86	N	N	29	3	1986	D1	0.86	N	N
25	3	1986	D3	0.9	N	N	29	3	1986	D2	0.81	N	N
26	3	1986	A1	0.87	N	N	29	3	1986	D3	0.88	N	N
26	3	1986	A2	0.87	N	N	30	3	1986	A1	0.83	N	N
26	3	1986	A3	0.9	N	N	30	3	1986	A2	0.82	N	N
26	3	1986	B1	0.9	N	N	30	3	1986	A3	0.87	N	N
26	3	1986	B2	0.86	N	N	30	3	1986	B1	0.84	N	N
26	3	1986	B3	0.87	N	N	30	3	1986	B2	0.87	N	N
26	3	1986	C1	0.83	N	N	30	3	1986	B3	0.82	N	N
26	3	1986	C2	0.93	N	N	30	3	1986	C1	0.76	N	N
26	3	1986	C3	0.9	N	N	30	3	1986	C2	0.9	N	N
26	3	1986	D1	0.87	N	N	30	3	1986	C3	0.84	N	N
26	3	1986	D2	0.85	N	N	30	3	1986	D1	0.85	N	N
26	3	1986	D3	0.9	N	N	30	3	1986	D2	0.8	N	N
27	3	1986	A1	0.86	N	N	30	3	1986	D3	0.87	N	N
27	3	1986	A2	0.86	N	N	31	3	1986	A1	0.82	N	N
27	3	1986	A3	0.89	N	N	31	3	1986	A2	0.81	N	N
27	3	1986	B1	0.88	N	N	31	3	1986	A3	0.86	N	N
27	3	1986	B2	0.84	N	N	31	3	1986	B1	0.83	N	N
27	3	1986	B3	0.86	N	N	31	3	1986	B2	0.74	N	N
27	3	1986	C1	0.81	N	N	31	3	1986	B3	0.8	N	N
27	3	1986	C2	0.92	N	N	31	3	1986	C1	0.74	N	N
27	3	1986	C3	0.89	N	N	31	3	1986	C2	0.89	N	N
27	3	1986	D1	0.87	N	N	31	3	1986	C3	0.83	N	N
27	3	1986	D2	0.84	N	N	31	3	1986	D1	0.84	N	N
27	3	1986	D3	0.89	N	N	31	3	1986	D2	0.79	N	N
28	3	1986	A1	0.85	N	N	31	3	1986	D3	0.86	N	N
28	3	1986	A2	0.85	N	N	1	4	1986	A1	0.81	N	N
28	3	1986	A3	0.89	N	N	1	4	1986	A2	0.79	N	N
28	3	1986	B1	0.87	N	N	1	4	1986	A3	0.86	N	N
28	3	1986	B2	0.82	N	N	1	4	1986	B1	0.83	N	N
28	3	1986	B3	0.84	N	N	1	4	1986	B2	0.75	N	N
28	3	1986	C1	0.79	N	N	1	4	1986	B3	0.79	N	N
28	3	1986	C2	0.91	N	N	1	4	1986	C1	0.72	N	N
28	3	1986	C3	0.88	N	N	1	4	1986	C2	0.88	N	N
28	3	1986	D1	0.86	N	N	1	4	1986	C3	0.83	N	N

Table 2. Daily Pond Measurements. Ayutthaya, Thailand, Cycle III, Dry Season

DAY	MONTH	YEAR	POND#	DEPTH	INFLOW	OVERFLOW	DAY	MONTH	YEAR	POND#	DEPTH	INFLOW	OVERFLOW
1	4	1986	D1	0.84	N	N	5	4	1986	C3	0.92	N	N
1	4	1986	D2	0.78	N	N	5	4	1986	D1	0.92	N	N
1	4	1986	D3	0.85	N	N	5	4	1986	D2	0.93	N	N
2	4	1986	A1	0.8	N	N	5	4	1986	D3	0.95	N	N
2	4	1986	A2	0.78	N	N	6	4	1986	A1	0.91	N	N
2	4	1986	A3	0.85	N	N	6	4	1986	A2	0.92	N	N
2	4	1986	B1	0.83	N	N	6	4	1986	A3	0.93	N	N
2	4	1986	B2	0.73	N	N	6	4	1986	B1	0.94	N	N
2	4	1986	B3	0.78	N	N	6	4	1986	B2	0.88	N	N
2	4	1986	C1	0.71	N	N	6	4	1986	B3	0.91	N	N
2	4	1986	C2	0.87	N	N	6	4	1986	C1	0.86	N	N
2	4	1986	C3	0.82	N	N	6	4	1986	C2	0.93	N	N
2	4	1986	D1	0.83	N	N	6	4	1986	C3	0.9	N	N
2	4	1986	D2	0.77	N	N	6	4	1986	D1	0.92	N	N
2	4	1986	D3	0.84	N	N	6	4	1986	D2	0.9	N	N
3	4	1986	A1	0.79	N	N	6	4	1986	D3	0.94	N	N
3	4	1986	A2	0.77	N	N	7	4	1986	A1	0.9	N	N
3	4	1986	A3	0.85	N	N	7	4	1986	A2	0.91	N	N
3	4	1986	B1	0.82	N	N	7	4	1986	A3	0.92	N	N
3	4	1986	B2	0.72	N	N	7	4	1986	B1	0.95	N	N
3	4	1986	B3	0.77	N	N	7	4	1986	B2	0.86	N	N
3	4	1986	C1	0.79	N	N	7	4	1986	B3	0.89	N	N
3	4	1986	C2	0.87	N	N	7	4	1986	C1	0.85	N	N
3	4	1986	C3	0.82	N	N	7	4	1986	C2	0.93	N	N
3	4	1986	D1	0.82	N	N	7	4	1986	C3	0.89	N	N
3	4	1986	D2	0.76	N	N	7	4	1986	D1	0.92	N	N
3	4	1986	D3	0.83	N	N	7	4	1986	D2	0.91	N	N
4	4	1986	A1	0.93	Y	N	7	4	1986	D3	0.94	N	N
4	4	1986	A2	0.96	Y	N	8	4	1986	A1	0.91	N	N
4	4	1986	A3	0.94	Y	N	8	4	1986	A2	0.91	N	N
4	4	1986	B1	0.93	Y	N	8	4	1986	A3	0.94	N	N
4	4	1986	B2	0.92	Y	N	8	4	1986	B1	0.96	N	N
4	4	1986	B3	0.93	Y	N	8	4	1986	B2	0.86	N	N
4	4	1986	C1	0.9	Y	N	8	4	1986	B3	0.91	N	N
4	4	1986	C2	0.94	Y	N	8	4	1986	C1	0.85	N	N
4	4	1986	C3	0.93	Y	N	8	4	1986	C2	0.94	N	N
4	4	1986	D1	0.93	Y	N	8	4	1986	C3	0.91	N	N
4	4	1986	D2	0.95	Y	N	8	4	1986	D1	0.93	N	N
4	4	1986	D3	0.96	Y	N	8	4	1986	D2	0.92	N	N
5	4	1986	A1	0.92	N	N	8	4	1986	D3	0.95	N	N
5	4	1986	A2	0.94	N	N	9	4	1986	A1	0.9	N	N
5	4	1986	A3	0.94	N	N	9	4	1986	A2	0.91	N	N
5	4	1986	B1	0.94	N	N	9	4	1986	A3	0.93	N	N
5	4	1986	B2	0.9	N	N	9	4	1986	B1	0.95	N	N
5	4	1986	B3	0.92	N	N	9	4	1986	B2	0.85	N	N
5	4	1986	C1	0.88	N	N	9	4	1986	B3	0.9	N	N
5	4	1986	C2	0.93	N	N	9	4	1986	C1	0.85	N	N

Table 2. Daily Pond Measurements. Ayutthaya, Thailand, Cycle III, Dry Season

DAY	MONTH	YEAR	POND#	DEPTH	INFLON	OVERFLOW	DAY	MONTH	YEAR	POND#	DEPTH	INFLON	OVERFLOW
9	4	1986	C2	0.94	N	N	13	4	1986	C1	0.8	N	N
9	4	1986	C3	0.91	N	N	13	4	1986	C2	0.94	N	N
9	4	1986	D1	0.93	N	N	13	4	1986	C3	0.89	N	N
9	4	1986	D2	0.91	N	N	13	4	1986	D1	0.93	N	N
9	4	1986	D3	0.95	N	N	13	4	1986	D2	0.88	N	N
10	4	1986	A1	0.9	N	N	13	4	1986	D3	0.93	N	N
10	4	1986	A2	0.9	N	N	14	4	1986	A1	0.88	N	N
10	4	1986	A3	0.95	N	N	14	4	1986	A2	0.87	N	N
10	4	1986	B1	0.98	N	N	14	4	1986	A3	0.94	N	N
10	4	1986	B2	0.84	N	N	14	4	1986	B1	0.96	N	N
10	4	1986	B3	0.89	N	N	14	4	1986	B2	0.8	N	N
10	4	1986	C1	0.82	N	N	14	4	1986	B3	0.86	N	N
10	4	1986	C2	0.93	N	N	14	4	1986	C1	0.78	N	N
10	4	1986	C3	0.9	N	N	14	4	1986	C2	0.93	N	N
10	4	1986	D1	0.92	N	N	14	4	1986	C3	0.88	N	N
10	4	1986	D2	0.9	N	N	14	4	1986	D1	0.93	N	N
10	4	1986	D3	0.94	N	N	14	4	1986	D2	0.87	N	N
11	4	1986	A1	0.89	N	N	14	4	1986	D3	0.93	N	N
11	4	1986	A2	0.88	N	N	15	4	1986	A1	0.87	N	N
11	4	1986	A3	0.94	N	N	15	4	1986	A2	0.85	N	N
11	4	1986	B1	0.97	N	N	15	4	1986	A3	0.95	N	N
11	4	1986	B2	0.82	N	N	15	4	1986	B1	0.95	N	N
11	4	1986	B3	0.88	N	N	15	4	1986	B2	0.78	N	N
11	4	1986	C1	0.81	N	N	15	4	1986	B3	0.86	N	N
11	4	1986	C2	0.92	N	N	15	4	1986	C1	0.77	N	N
11	4	1986	C3	0.89	N	N	15	4	1986	C2	0.92	N	N
11	4	1986	D1	0.92	N	N	15	4	1986	C3	0.88	N	N
11	4	1986	D2	0.88	N	N	15	4	1986	D1	0.92	N	N
11	4	1986	D3	0.93	N	N	15	4	1986	D2	0.86	N	N
12	4	1986	A1	0.87	N	N	15	4	1986	D3	0.92	N	N
12	4	1986	A2	0.87	N	N	16	4	1986	A1	0.86	N	N
12	4	1986	A3	0.93	N	N	16	4	1986	A2	0.84	N	N
12	4	1986	B1	0.96	N	N	16	4	1986	A3	0.94	N	N
12	4	1986	B2	0.81	N	N	16	4	1986	B1	0.94	N	N
12	4	1986	B3	0.85	N	N	16	4	1986	B2	0.77	N	N
12	4	1986	C1	0.79	N	N	16	4	1986	B3	0.85	N	N
12	4	1986	C2	0.92	N	N	16	4	1986	C1	0.76	N	N
12	4	1986	C3	0.87	N	N	16	4	1986	C2	0.92	N	N
12	4	1986	D1	0.91	N	N	16	4	1986	C3	0.87	N	N
12	4	1986	D2	0.87	N	N	16	4	1986	D1	0.91	N	N
12	4	1986	D3	0.93	N	N	16	4	1986	D2	0.85	N	N
13	4	1986	A1	0.87	N	N	16	4	1986	D3	0.91	N	N
13	4	1986	A2	0.88	N	N	17	4	1986	A1	0.85	N	N
13	4	1986	A3	0.95	N	N	17	4	1986	A2	0.83	N	N
13	4	1986	B1	0.97	N	N	17	4	1986	A3	0.94	N	N
13	4	1986	B2	0.83	N	N	17	4	1986	B1	0.93	N	N
13	4	1986	B3	0.88	N	N	17	4	1986	B2	0.75	N	N

Table 2. Daily Pond Measurements. Ayutthaya, Thailand, Cycle III, Dry Season

DAY	MONTH	YEAR	POND#	DEPTH	INFLOW	OVERFLOW	DAY	MONTH	YEAR	POND#	DEPTH	INFLOW	OVERFLOW
17	4	1986	B3	0.84	N	N	21	4	1986	B2	0.87	N	N
17	4	1986	C1	0.74	N	N	21	4	1986	B3	0.88	N	N
17	4	1986	C2	0.92	N	N	21	4	1986	C1	0.88	N	N
17	4	1986	C3	0.86	N	N	21	4	1986	C2	0.9	N	N
17	4	1986	D1	0.91	N	N	21	4	1986	C3	0.89	N	N
17	4	1986	D2	0.83	N	N	21	4	1986	D1	0.91	N	N
17	4	1986	D3	0.9	N	N	21	4	1986	D2	0.89	N	N
18	4	1986	A1	0.84	N	N	21	4	1986	D3	0.92	N	N
18	4	1986	A2	0.82	N	N	22	4	1986	A1	0.88	N	N
18	4	1986	A3	0.95	N	N	22	4	1986	A2	0.89	N	N
18	4	1986	B1	0.92	N	N	22	4	1986	A3	0.92	N	N
18	4	1986	B2	0.74	N	N	22	4	1986	B1	0.87	N	N
18	4	1986	B3	0.84	N	N	22	4	1986	B2	0.85	N	N
18	4	1986	C1	0.73	N	N	22	4	1986	B3	0.87	N	N
18	4	1986	C2	0.91	N	N	22	4	1986	C1	0.86	N	N
18	4	1986	C3	0.85	N	N	22	4	1986	C2	0.9	N	N
18	4	1986	D1	0.9	N	N	22	4	1986	C3	0.88	N	N
18	4	1986	D2	0.82	N	N	22	4	1986	D1	0.9	N	N
18	4	1986	D3	0.89	N	N	22	4	1986	D2	0.88	N	N
19	4	1986	A1	0.92	N	N	22	4	1986	D3	0.91	N	N
19	4	1986	A2	0.94	N	N	23	4	1986	A1	0.88	N	N
19	4	1986	A3	0.95	N	N	23	4	1986	A2	0.88	N	N
19	4	1986	B1	0.93	N	N	23	4	1986	A3	0.92	N	N
19	4	1986	B2	0.91	N	N	23	4	1986	B1	0.87	N	N
19	4	1986	B3	0.91	Y	N	23	4	1986	B2	0.83	N	N
19	4	1986	C1	0.92	Y	N	23	4	1986	B3	0.86	N	N
19	4	1986	C2	0.92	Y	N	23	4	1986	C1	0.84	N	N
19	4	1986	C3	0.92	Y	N	23	4	1986	C2	0.89	N	N
19	4	1986	D1	0.93	Y	N	23	4	1986	C3	0.88	N	N
19	4	1986	D2	0.92	Y	N	23	4	1986	D1	0.9	N	N
19	4	1986	D3	0.94	Y	N	23	4	1986	D2	0.87	N	N
20	4	1986	A1	0.91	N	N	23	4	1986	D3	0.9	N	N
20	4	1986	A2	0.92	N	N	24	4	1986	A1	0.87	N	N
20	4	1986	A3	0.93	N	N	24	4	1986	A2	0.87	N	N
20	4	1986	B1	0.92	N	N	24	4	1986	A3	0.91	N	N
20	4	1986	B2	0.89	N	N	24	4	1986	B1	0.85	N	N
20	4	1986	B3	0.9	N	N	24	4	1986	B2	0.82	N	N
20	4	1986	C1	0.9	N	N	24	4	1986	B3	0.84	N	N
20	4	1986	C2	0.91	N	N	24	4	1986	C1	0.82	N	N
20	4	1986	C3	0.9	N	N	24	4	1986	C2	0.88	N	N
20	4	1986	D1	0.92	N	N	24	4	1986	C3	0.87	N	N
20	4	1986	D2	0.9	N	N	24	4	1986	D1	0.89	N	N
20	4	1986	D3	0.93	N	N	24	4	1986	D2	0.85	N	N
21	4	1986	A1	0.9	N	N	24	4	1986	D3	0.9	N	N
21	4	1986	A2	0.91	N	N	25	4	1986	A1	0.9	N	N
21	4	1986	A3	0.91	N	N	25	4	1986	A2	0.89	N	N
21	4	1986	B1	0.9	N	N	25	4	1986	A3	0.94	N	N

Table 2. Daily Pond Measurements. Ayutthaya, Thailand, Cycle III, Dry Season

DAY	MONTH	YEAR	POND#	DEPTH	INFLOW	OVERFLOW	DAY	MONTH	YEAR	POND#	DEPTH	INFLOW	OVERFLOW
25	4	1986	B1	0.89	N	N	29	4	1986	A3	0.92	N	N
25	4	1986	B2	0.82	N	N	29	4	1986	B1	0.85	N	N
25	4	1986	B3	0.87	N	N	29	4	1986	B2	0.78	N	N
25	4	1986	C1	0.84	N	N	29	4	1986	B3	0.83	N	N
25	4	1986	C2	0.91	Y	N	29	4	1986	C1	0.78	N	N
25	4	1986	C3	0.9	N	N	29	4	1986	C2	0.9	N	N
25	4	1986	D1	0.92	N	N	29	4	1986	C3	0.86	N	N
25	4	1986	D2	0.88	N	N	29	4	1986	D1	0.9	N	N
25	4	1986	D3	0.92	N	N	29	4	1986	D2	0.84	N	N
26	4	1986	A1	0.89	N	N	29	4	1986	D3	0.9	N	N
26	4	1986	A2	0.88	N	N	30	4	1986	A1	0.86	N	N
26	4	1986	A3	0.93	N	N	30	4	1986	A2	0.84	N	N
26	4	1986	B1	0.87	N	N	30	4	1986	A3	0.92	N	N
26	4	1986	B2	0.81	N	N	30	4	1986	B1	0.85	N	N
26	4	1986	B3	0.85	N	N	30	4	1986	B2	0.77	N	N
26	4	1986	C1	0.82	N	N	30	4	1986	B3	0.83	N	N
26	4	1986	C2	0.9	N	N	30	4	1986	C1	0.77	N	N
26	4	1986	C3	0.88	N	N	30	4	1986	C2	0.91	N	N
26	4	1986	D1	0.92	N	N	30	4	1986	C3	0.86	N	N
26	4	1986	D2	0.87	N	N	30	4	1986	D1	0.9	N	N
26	4	1986	D3	0.91	N	N	30	4	1986	D2	0.83	N	N
27	4	1986	A1	0.88	N	N	30	4	1986	D3	0.89	N	N
27	4	1986	A2	0.87	N	N	1	5	1986	A1	0.85	N	N
27	4	1986	A3	0.92	N	N	1	5	1986	A2	0.83	N	N
27	4	1986	B1	0.86	N	N	1	5	1986	A3	0.92	N	N
27	4	1986	B2	0.8	N	N	1	5	1986	B1	0.84	N	N
27	4	1986	B3	0.84	N	N	1	5	1986	B2	0.75	N	N
27	4	1986	C1	0.81	N	N	1	5	1986	B3	0.82	N	N
27	4	1986	C2	0.9	N	N	1	5	1986	C1	0.75	N	N
27	4	1986	C3	0.88	N	N	1	5	1986	C2	0.92	N	N
27	4	1986	D1	0.92	N	N	1	5	1986	C3	0.85	N	N
27	4	1986	D2	0.86	N	N	1	5	1986	D1	0.89	N	N
27	4	1986	D3	0.91	N	N	1	5	1986	D2	0.82	N	N
28	4	1986	A1	0.87	N	N	1	5	1986	D3	0.89	N	N
28	4	1986	A2	0.86	N	N	2	5	1986	A1	0.84	N	N
28	4	1986	A3	0.93	N	N	2	5	1986	A2	0.82	N	N
28	4	1986	B1	0.86	N	N	2	5	1986	A3	0.92	N	N
28	4	1986	B2	0.79	N	N	2	5	1986	B1	0.86	N	N
28	4	1986	B3	0.83	N	N	2	5	1986	B2	0.74	N	N
28	4	1986	C1	0.79	N	N	2	5	1986	B3	0.82	N	N
28	4	1986	C2	0.9	N	N	2	5	1986	C1	0.74	N	N
28	4	1986	C3	0.87	N	N	2	5	1986	C2	0.95	N	N
28	4	1986	D1	0.91	N	N	2	5	1986	C3	0.84	N	N
28	4	1986	D2	0.85	N	N	2	5	1986	D1	0.89	N	N
28	4	1986	D3	0.9	N	N	2	5	1986	D2	0.82	N	N
29	4	1986	A1	0.86	N	N	2	5	1986	D3	0.88	N	N
29	4	1986	A2	0.85	N	N	3	5	1986	A1	0.85	N	N

36

Table 2. Daily Pond Measurements. Ayutthaya, Thailand, Cycle III, Dry Season

DAY	MONTH	YEAR	POND#	DEPTH	INFLOW	OVERFLOW	DAY	MONTH	YEAR	POND#	DEPTH	INFLOW	OVERFLOW
3	5	1986	A2	0.83	N	N	7	5	1986	A1	0.93	N	N
3	5	1986	A3	0.94	N	N	7	5	1986	A2	0.92	N	N
3	5	1986	B1	0.89	N	N	7	5	1986	A3	0.97	N	N
3	5	1986	B2	0.7	N	N	7	5	1986	B1	0.92	N	N
3	5	1986	B3	0.84	N	N	7	5	1986	B2	0.93	N	N
3	5	1986	C1	0.75	N	N	7	5	1986	B3	0.91	N	N
3	5	1986	C2	0.95	N	N	7	5	1986	C1	0.88	N	N
3	5	1986	C3	0.85	N	N	7	5	1986	C2	0.98	N	N
3	5	1986	D1	0.9	N	N	7	5	1986	C3	0.92	N	N
3	5	1986	D2	0.8	N	N	7	5	1986	D1	0.98	N	N
3	5	1986	D3	0.89	N	N	7	5	1986	D2	0.92	N	N
4	5	1986	A1	0.93	Y	N	7	5	1986	D3	0.98	N	N
4	5	1986	A2	0.94	Y	N	8	5	1986	A1	0.93	N	N
4	5	1986	A3	0.97	Y	N	8	5	1986	A2	0.92	N	N
4	5	1986	B1	0.91	Y	N	8	5	1986	A3	0.97	N	N
4	5	1986	B2	0.96	Y	N	8	5	1986	B1	0.91	N	N
4	5	1986	B3	0.92	Y	N	8	5	1986	B2	0.92	N	N
4	5	1986	C1	0.91	Y	N	8	5	1986	B3	0.9	N	N
4	5	1986	C2	0.96	Y	N	8	5	1986	C1	0.87	N	N
4	5	1986	C3	0.94	Y	N	8	5	1986	C2	0.98	N	N
4	5	1986	D1	0.97	Y	N	8	5	1986	C3	0.92	N	N
4	5	1986	D2	0.93	Y	N	8	5	1986	D1	0.98	N	N
4	5	1986	D3	0.96	Y	N	8	5	1986	D2	0.91	N	N
5	5	1986	A1	0.95	N	N	8	5	1986	D3	0.98	N	N
5	5	1986	A2	0.95	N	N	9	5	1986	A1	1.13	N	N
5	5	1986	A3	0.98	N	N	9	5	1986	A2	1.12	N	N
5	5	1986	B1	0.95	N	N	9	5	1986	A3	1.03	N	N
5	5	1986	B2	0.98	Y	N	9	5	1986	B1	1.02	N	N
5	5	1986	B3	0.93	N	N	9	5	1986	B2	1.05	N	N
5	5	1986	C1	0.92	Y	N	9	5	1986	B3	1.2	N	N
5	5	1986	C2	0.99	N	N	9	5	1986	C1	1.18	N	N
5	5	1986	C3	0.95	N	N	9	5	1986	C2	1.14	N	N
5	5	1986	D1	0.99	N	N	9	5	1986	C3	1.15	N	N
5	5	1986	D2	0.94	Y	N	9	5	1986	D1	1.18	N	N
5	5	1986	D3	1.	N	N	9	5	1986	D2	1.09	N	N
6	5	1986	A1	0.94	Y	N	9	5	1986	D3	1.2	N	N
6	5	1986	A2	0.94	Y	N	10	5	1986	A1	1.13	N	N
6	5	1986	A3	0.98	Y	N	10	5	1986	A2	1.12	N	N
6	5	1986	B1	0.92	Y	N	10	5	1986	A3	1.	N	N
6	5	1986	B2	0.94	N	N	10	5	1986	B1	1.	N	N
6	5	1986	B3	0.93	Y	N	10	5	1986	B2	1.04	N	N
6	5	1986	C1	0.9	N	N	10	5	1986	B3	1.18	N	N
6	5	1986	C2	0.99	Y	N	10	5	1986	C1	1.12	N	N
6	5	1986	C3	0.94	Y	N	10	5	1986	C2	1.2	N	N
6	5	1986	D1	0.99	Y	N	10	5	1986	C3	1.14	N	N
6	5	1986	D2	0.93	N	N	10	5	1986	D1	1.18	N	N
6	5	1986	D3	1.	Y	N	10	5	1986	D2	1.08	N	N

21

Table 2. Daily Pond Measurements. Ayutthaya, Thailand, Cycle III, Dry Season

DAY	MONTH	YEAR	POND#	DEPTH	INFLOW	OVERFLOW	DAY	MONTH	YEAR	POND#	DEPTH	INFLOW	OVERFLOW
10	5	1986	D3	1.2	N	N	14	5	1986	D2	1.02	N	N
11	5	1986	A1	1.08	N	N	14	5	1986	D3	1.17	N	N
11	5	1986	A2	1.07	N	N	15	5	1986	A1	1.03	N	N
11	5	1986	A3	0.99	N	N	15	5	1986	A2	1.02	N	N
11	5	1986	B1	0.98	N	N	15	5	1986	A3	0.97	N	N
11	5	1986	B2	0.96	N	N	15	5	1986	B1	0.97	N	N
11	5	1986	B3	1.15	N	N	15	5	1986	B2	0.91	N	N
11	5	1986	C1	1.09	N	N	15	5	1986	B3	1.09	N	N
11	5	1986	C2	1.2	N	N	15	5	1986	C1	1.02	N	N
11	5	1986	C3	1.1	N	N	15	5	1986	C2	1.2	N	N
11	5	1986	D1	1.18	N	N	15	5	1986	C3	1.04	N	N
11	5	1986	D2	1.05	N	N	15	5	1986	D1	1.14	N	N
11	5	1986	D3	1.19	N	N	15	5	1986	D2	1.02	N	N
12	5	1986	A1	1.06	N	N	15	5	1986	D3	1.16	N	N
12	5	1986	A2	1.07	N	N	16	5	1986	A1	0.96	N	N
12	5	1986	A3	0.98	N	N	16	5	1986	A2	1.	N	N
12	5	1986	B1	0.97	N	N	16	5	1986	A3	0.96	N	N
12	5	1986	B2	0.96	N	N	16	5	1986	B1	0.97	N	N
12	5	1986	B3	1.13	N	N	16	5	1986	B2	0.9	N	N
12	5	1986	C1	1.07	N	N	16	5	1986	B3	0.92	N	N
12	5	1986	C2	1.2	N	N	16	5	1986	C1	1.	N	N
12	5	1986	C3	1.08	N	N	16	5	1986	C2	1.2	N	N
12	5	1986	D1	1.17	N	N	16	5	1986	C3	1.05	N	N
12	5	1986	D2	1.05	N	N	16	5	1986	D1	1.17	N	N
12	5	1986	D3	1.18	N	N	16	5	1986	D2	0.94	N	N
13	5	1986	A1	1.04	N	N	16	5	1986	D3	0.96	N	Y
13	5	1986	A2	1.05	N	N	17	5	1986	A1	0.94	N	N
13	5	1986	A3	0.98	N	N	17	5	1986	A2	0.99	N	N
13	5	1986	B1	0.97	N	N	17	5	1986	A3	0.93	N	Y
13	5	1986	B2	0.94	N	N	17	5	1986	B1	0.96	N	N
13	5	1986	B3	1.12	N	N	17	5	1986	B2	0.88	N	N
13	5	1986	C1	1.05	N	N	17	5	1986	B3	0.91	N	N
13	5	1986	C2	1.2	N	N	17	5	1986	C1	0.97	N	Y
13	5	1986	C3	1.06	N	N	17	5	1986	C2	0.99	N	Y
13	5	1986	D1	1.16	N	N	17	5	1986	C3	0.94	N	Y
13	5	1986	D2	1.03	N	N	17	5	1986	D1	1.06	N	Y
13	5	1986	D3	1.17	N	N	17	5	1986	D2	0.93	N	N
14	5	1986	A1	1.03	N	N	17	5	1986	D3	0.96	N	N
14	5	1986	A2	1.03	N	N	18	5	1986	A1	0.93	N	N
14	5	1986	A3	0.98	N	N	18	5	1986	A2	0.97	N	N
14	5	1986	B1	0.97	N	N	18	5	1986	A3	0.93	N	N
14	5	1986	B2	0.92	N	N	18	5	1986	B1	0.95	N	N
14	5	1986	B3	1.11	N	N	18	5	1986	B2	0.86	N	N
14	5	1986	C1	1.04	N	N	18	5	1986	B3	0.9	N	N
14	5	1986	C2	1.2	N	N	18	5	1986	C1	0.96	N	N
14	5	1986	C3	1.06	N	N	18	5	1986	C2	0.98	N	N
14	5	1986	D1	1.15	N	N	18	5	1986	C3	0.93	N	N

Table 2. Daily Pond Measurements. Ayutthaya, Thailand, Cycle III, Dry Season

DAY	MONTH	YEAR	POND#	DEPTH	INFLOW	OVERFLOW	DAY	MONTH	YEAR	POND#	DEPTH	INFLOW	OVERFLOW
18	5	1986	D1	1.05	N	N	22	5	1986	C3	0.9	N	N
18	5	1986	D2	0.92	N	N	22	5	1986	D1	0.87	N	Y
18	5	1986	D3	0.96	N	N	22	5	1986	D2	0.88	N	N
19	5	1986	A1	0.93	N	N	22	5	1986	D3	0.94	N	Y
19	5	1986	A2	0.96	N	N	23	5	1986	A1	0.92	N	N
19	5	1986	A3	0.91	N	N	23	5	1986	A2	0.92	N	N
19	5	1986	B1	0.94	N	N	23	5	1986	A3	0.89	N	N
19	5	1986	B2	0.85	N	N	23	5	1986	B1	0.91	N	N
19	5	1986	B3	0.89	N	N	23	5	1986	B2	0.88	N	N
19	5	1986	C1	0.94	N	N	23	5	1986	B3	0.9	N	N
19	5	1986	C2	0.98	N	N	23	5	1986	C1	0.89	N	N
19	5	1986	C3	0.92	N	N	23	5	1986	C2	0.95	N	N
19	5	1986	D1	1.05	N	N	23	5	1986	C3	0.9	N	N
19	5	1986	D2	0.91	N	N	23	5	1986	D1	0.9	N	N
19	5	1986	D3	0.9	N	N	23	5	1986	D2	0.87	N	N
20	5	1986	A1	0.94	N	N	23	5	1986	D3	0.94	N	N
20	5	1986	A2	0.95	N	N	24	5	1986	A1	0.92	N	N
20	5	1986	A3	0.91	N	N	24	5	1986	A2	0.9	N	N
20	5	1986	B1	0.93	N	N	24	5	1986	A3	0.88	N	N
20	5	1986	B2	0.84	N	N	24	5	1986	B1	0.92	N	N
20	5	1986	B3	0.91	N	N	24	5	1986	B2	0.98	N	N
20	5	1986	C1	0.94	N	N	24	5	1986	B3	0.88	N	N
20	5	1986	C2	0.97	N	N	24	5	1986	C1	0.87	N	N
20	5	1986	C3	0.92	N	N	24	5	1986	C2	0.93	N	N
20	5	1986	D1	1.06	N	N	24	5	1986	C3	0.9	N	N
20	5	1986	D2	0.9	N	N	24	5	1986	D1	0.9	N	N
20	5	1986	D3	1.05	N	N	24	5	1986	D2	0.87	N	N
21	5	1986	A1	0.93	Y	N	24	5	1986	D3	0.92	N	N
21	5	1986	A2	0.94	Y	N	25	5	1986	A1	0.91	N	N
21	5	1986	A3	0.9	Y	N	25	5	1986	A2	0.89	N	N
21	5	1986	B1	0.92	Y	N	25	5	1986	A3	0.88	N	N
21	5	1986	B2	0.82	Y	N	25	5	1986	B1	0.91	N	N
21	5	1986	B3	0.9	Y	N	25	5	1986	B2	0.97	N	N
21	5	1986	C1	0.92	Y	N	25	5	1986	B3	0.87	N	N
21	5	1986	C2	0.96	Y	N	25	5	1986	C1	0.86	N	N
21	5	1986	C3	0.91	Y	N	25	5	1986	C2	0.93	N	N
21	5	1986	D1	1.05	Y	N	25	5	1986	C3	0.9	N	N
21	5	1986	D2	0.89	Y	N	25	5	1986	D1	0.9	N	N
21	5	1986	D3	1.03	Y	N	25	5	1986	D2	0.89	N	N
22	5	1986	A1	0.92	N	N	25	5	1986	D3	0.92	N	N
22	5	1986	A2	0.93	N	N	26	5	1986	A1	0.9	N	N
22	5	1986	A3	0.9	N	N	26	5	1986	A2	0.89	N	N
22	5	1986	B1	0.91	N	N	26	5	1986	A3	0.88	N	N
22	5	1986	B2	0.81	N	N	26	5	1986	B1	0.91	N	N
22	5	1986	B3	0.89	N	N	26	5	1986	B2	0.94	N	N
22	5	1986	C1	0.91	N	N	26	5	1986	B3	0.87	N	N
22	5	1986	C2	0.96	N	N	26	5	1986	C1	0.84	N	N

39

Table 2. Daily Pond Measurements. Ayutthaya, Thailand, Cycle III, Dry Season

DAY	MONTH	YEAR	POND#	DEPTH	INFLOW	OVERFLOW	DAY	MONTH	YEAR	POND#	DEPTH	INFLOW	OVERFLOW
26	5	1986	C2	0.93	N	N	30	5	1986	C1	0.79	N	N
26	5	1986	C3	0.89	N	N	30	5	1986	C2	0.9	N	N
26	5	1986	D1	0.89	N	N	30	5	1986	C3	0.86	N	N
26	5	1986	D2	0.85	N	N	30	5	1986	D1	0.87	N	N
26	5	1986	D3	0.92	N	N	30	5	1986	D2	0.81	N	N
27	5	1986	A1	0.9	N	N	30	5	1986	D3	0.89	N	N
27	5	1986	A2	0.88	N	N	31	5	1986	A1	0.87	N	N
27	5	1986	A3	0.88	N	N	31	5	1986	A2	0.83	N	N
27	5	1986	B1	0.9	N	N	31	5	1986	A3	0.86	N	N
27	5	1986	B2	0.92	N	N	31	5	1986	B1	0.89	N	N
27	5	1986	B3	0.86	N	N	31	5	1986	B2	0.87	N	N
27	5	1986	C1	0.83	N	N	31	5	1986	B3	0.82	N	N
27	5	1986	C2	0.92	N	N	31	5	1986	C1	0.78	N	N
27	5	1986	C3	0.89	N	N	31	5	1986	C2	0.9	N	N
27	5	1986	D1	0.88	N	N	31	5	1986	C3	0.85	N	N
27	5	1986	D2	0.84	N	N	31	5	1986	D1	0.87	N	N
27	5	1986	D3	0.91	N	N	31	5	1986	D2	0.81	N	N
28	5	1986	A1	0.89	N	N	31	5	1986	D3	0.88	N	N
28	5	1986	A2	0.86	N	N	1	6	1986	A1	0.86	N	N
28	5	1986	A3	0.88	N	N	1	6	1986	A2	0.82	N	N
28	5	1986	B1	0.9	N	N	1	6	1986	A3	0.85	N	N
28	5	1986	B2	0.9	N	N	1	6	1986	B1	0.87	N	N
28	5	1986	B3	0.85	N	N	1	6	1986	B2	0.85	N	N
28	5	1986	C1	0.81	N	N	1	6	1986	B3	0.81	N	N
28	5	1986	C2	0.92	N	N	1	6	1986	C1	0.76	N	N
28	5	1986	C3	0.88	N	N	1	6	1986	C2	0.88	N	N
28	5	1986	D1	0.88	N	N	1	6	1986	C3	0.84	N	N
28	5	1986	D2	0.83	N	N	1	6	1986	D1	0.85	N	N
28	5	1986	D3	0.9	N	N	1	6	1986	D2	0.79	N	N
29	5	1986	A1	0.88	N	N	1	6	1986	D3	0.88	N	N
29	5	1986	A2	0.85	N	N	2	6	1986	A1	0.85	N	N
29	5	1986	A3	0.88	N	N	2	6	1986	A2	0.81	N	N
29	5	1986	B1	0.87	N	N	2	6	1986	A3	0.85	N	N
29	5	1986	B2	0.89	N	N	2	6	1986	B1	0.86	N	N
29	5	1986	B3	0.84	N	N	2	6	1986	B2	0.82	N	N
29	5	1986	C1	0.8	N	N	2	6	1986	B3	0.8	N	N
29	5	1986	C2	0.91	N	N	2	6	1986	C1	0.75	N	N
29	5	1986	C3	0.87	N	N	2	6	1986	C2	0.88	N	N
29	5	1986	D1	0.88	N	N	2	6	1986	C3	0.84	N	N
29	5	1986	D2	0.82	N	N	2	6	1986	D1	0.85	N	N
29	5	1986	D3	0.9	N	N	2	6	1986	D2	0.78	N	N
30	5	1986	A1	0.88	N	N	2	6	1986	D3	0.87	N	N
30	5	1986	A2	0.84	N	N	3	6	1986	A1	0.84	N	N
30	5	1986	A3	0.87	N	N	3	6	1986	A2	0.8	N	N
30	5	1986	B1	0.87	N	N	3	6	1986	A3	0.84	N	N
30	5	1986	B2	0.88	N	N	3	6	1986	B1	0.84	N	N
30	5	1986	B3	0.83	N	N	3	6	1986	B2	0.8	N	N

10

Table 2. Daily Pond Measurements. Ayutthaya, Thailand, Cycle III, Dry Season

DAY	MONTH	YEAR	POND#	DEPTH	INFLOW	OVERFLOW	DAY	MONTH	YEAR	POND#	DEPTH	INFLOW	OVERFLOW
3	6	1986	B3	0.79	N	N	7	6	1986	B2	0.9	N	N
3	6	1986	C1	0.74	N	N	7	6	1986	B3	0.91	N	N
3	6	1986	C2	0.88	N	N	7	6	1986	C1	1.03	N	N
3	6	1986	C3	0.83	N	N	7	6	1986	C2	0.91	N	N
3	6	1986	D1	0.84	N	N	7	6	1986	C3	0.9	N	N
3	6	1986	D2	0.78	N	N	7	6	1986	D1	0.91	N	N
3	6	1986	D3	0.86	N	N	7	6	1986	D2	0.93	N	N
4	6	1986	A1	0.82	N	N	7	6	1986	D3	0.91	N	N
4	6	1986	A2	0.79	N	N	8	6	1986	A1	0.91	N	N
4	6	1986	A3	0.83	N	N	8	6	1986	A2	0.89	N	N
4	6	1986	B1	0.83	N	N	8	6	1986	A3	0.94	N	N
4	6	1986	B2	0.79	N	N	8	6	1986	B1	0.92	N	N
4	6	1986	B3	0.78	N	N	8	6	1986	B2	0.9	N	N
4	6	1986	C1	0.73	N	N	8	6	1986	B3	0.92	N	N
4	6	1986	C2	0.86	N	N	8	6	1986	C1	1.02	N	N
4	6	1986	C3	0.83	N	N	8	6	1986	C2	0.92	N	N
4	6	1986	D1	0.84	N	N	8	6	1986	C3	0.91	N	N
4	6	1986	D2	0.76	N	N	8	6	1986	D1	0.92	N	N
4	6	1986	D3	0.85	N	N	8	6	1986	D2	0.93	N	N
5	6	1986	A1	0.91	Y	N	8	6	1986	D3	0.92	N	N
5	6	1986	A2	0.9	Y	N	9	6	1986	A1	0.91	N	N
5	6	1986	A3	0.92	Y	N	9	6	1986	A2	0.89	N	N
5	6	1986	B1	0.94	Y	N	9	6	1986	A3	0.95	N	N
5	6	1986	B2	0.94	Y	N	9	6	1986	B1	0.92	N	N
5	6	1986	B3	0.92	Y	N	9	6	1986	B2	0.89	N	N
5	6	1986	C1	1.09	Y	N	9	6	1986	B3	0.92	N	N
5	6	1986	C2	0.91	Y	N	9	6	1986	C1	1.01	N	N
5	6	1986	C3	0.91	Y	N	9	6	1986	C2	0.93	N	N
5	6	1986	D1	0.91	Y	N	9	6	1986	C3	0.91	N	N
5	6	1986	D2	0.94	Y	N	9	6	1986	D1	0.92	N	N
5	6	1986	D3	0.92	Y	N	9	6	1986	D2	0.93	N	N
6	6	1986	A1	0.91	Y	N	9	6	1986	D3	0.93	N	N
6	6	1986	A2	0.9	Y	N	10	6	1986	A1	0.9	N	N
6	6	1986	A3	0.93	Y	N	10	6	1986	A2	0.88	N	N
6	6	1986	B1	0.92	Y	N	10	6	1986	A3	0.93	N	N
6	6	1986	B2	0.92	N	N	10	6	1986	B1	0.9	N	N
6	6	1986	B3	0.92	N	N	10	6	1986	B2	0.88	N	N
6	6	1986	C1	1.07	N	N	10	6	1986	B3	0.91	N	N
6	6	1986	C2	0.91	N	N	10	6	1986	C1	0.99	N	N
6	6	1986	C3	0.91	N	N	10	6	1986	C2	0.92	N	N
6	6	1986	D1	0.92	N	N	10	6	1986	C3	0.9	N	N
6	6	1986	D2	0.94	N	N	10	6	1986	D1	0.92	N	N
6	6	1986	D3	0.91	N	N	10	6	1986	D2	0.92	N	N
7	6	1986	A1	0.9	N	N	10	6	1986	D3	0.92	N	N
7	6	1986	A2	0.88	N	N	11	6	1986	A1	0.91	N	N
7	6	1986	A3	0.91	N	N	11	6	1986	A2	0.89	N	N
7	6	1986	B1	0.91	N	N	11	6	1986	A3	0.97	N	N

41

Table 2. Daily Pond Measurements. Ayutthaya, Thailand, Cycle III, Dry Season

DAY	MONTH	YEAR	POND#	DEPTH	INFLW	OVERFLOW	DAY	MONTH	YEAR	POND#	DEPTH	INFLOW	OVERFLOW
11	6	1986	B1	0.91	N	N	15	6	1986	A3	0.98	N	N
11	6	1986	B2	0.89	N	N	15	6	1986	B1	0.89	N	N
11	6	1986	B3	0.93	N	N	15	6	1986	B2	0.85	N	N
11	6	1986	C1	0.99	N	N	15	6	1986	B3	0.91	N	N
11	6	1986	C2	0.94	N	N	15	6	1986	C1	0.94	N	N
11	6	1986	C3	0.92	N	N	15	6	1986	C2	0.94	N	N
11	6	1986	D1	0.93	N	N	15	6	1986	C3	0.91	N	N
11	6	1986	D2	0.93	N	N	15	6	1986	D1	0.93	N	N
11	6	1986	D3	0.94	N	N	15	6	1986	D2	0.91	N	N
12	6	1986	A1	0.91	N	N	15	6	1986	D3	0.94	N	N
12	6	1986	A2	0.88	N	N	16	6	1986	A1	0.9	N	N
12	6	1986	A3	0.94	N	N	16	6	1986	A2	0.86	N	N
12	6	1986	B1	0.9	N	N	16	6	1986	A3	0.97	N	N
12	6	1986	B2	0.87	N	N	16	6	1986	B1	0.88	N	N
12	6	1986	B3	0.92	N	N	16	6	1986	B2	0.84	N	N
12	6	1986	C1	0.97	N	N	16	6	1986	B3	0.9	N	N
12	6	1986	C2	0.93	N	N	16	6	1986	C1	0.93	N	N
12	6	1986	C3	0.91	N	N	16	6	1986	C2	0.93	N	N
12	6	1986	D1	0.93	N	N	16	6	1986	C3	0.91	N	N
12	6	1986	D2	0.92	N	N	16	6	1986	D1	0.93	N	N
12	6	1986	D3	0.93	N	N	16	6	1986	D2	0.9	N	N
13	6	1986	A1	0.91	N	N	16	6	1986	D3	0.94	N	N
13	6	1986	A2	0.88	N	N	17	6	1986	A1	0.88	N	N
13	6	1986	A3	0.99	N	N	17	6	1986	A2	0.86	N	N
13	6	1986	B1	0.9	N	N	17	6	1986	A3	0.96	N	N
13	6	1986	B2	0.86	N	N	17	6	1986	B1	0.88	N	N
13	6	1986	B3	0.93	N	N	17	6	1986	B2	0.83	N	N
13	6	1986	C1	0.96	N	N	17	6	1986	B3	0.89	N	N
13	6	1986	C2	0.94	N	N	17	6	1986	C1	0.91	N	N
13	6	1986	C3	0.92	N	N	17	6	1986	C2	0.92	N	N
13	6	1986	D1	0.93	N	N	17	6	1986	C3	0.9	N	N
13	6	1986	D2	0.92	N	N	17	6	1986	D1	0.93	N	N
13	6	1986	D3	0.94	N	N	17	6	1986	D2	0.89	N	N
14	6	1986	A1	0.91	N	N	17	6	1986	D3	0.95	N	N
14	6	1986	A2	0.86	N	N	18	6	1986	A1	0.9	N	N
14	6	1986	A3	0.98	N	N	18	6	1986	A2	0.86	N	N
14	6	1986	B1	0.89	N	N	18	6	1986	A3	0.98	N	N
14	6	1986	B2	0.85	N	N	18	6	1986	B1	0.89	N	N
14	6	1986	B3	0.91	N	N	18	6	1986	B2	0.84	N	N
14	6	1986	C1	0.95	N	N	18	6	1986	B3	0.9	N	N
14	6	1986	C2	0.94	N	N	18	6	1986	C1	0.92	N	N
14	6	1986	C3	0.91	N	N	18	6	1986	C2	0.94	N	N
14	6	1986	D1	0.93	N	N	18	6	1986	C3	0.91	N	N
14	6	1986	D2	0.92	N	N	18	6	1986	D1	0.94	N	N
14	6	1986	D3	0.94	N	N	18	6	1986	D2	0.9	N	N
15	6	1986	A1	0.9	N	N	18	6	1986	D3	0.95	N	N
15	6	1986	A2	0.86	N	N	19	6	1986	A1	0.93	N	N

42.

Table 2. Daily Pond Measurements. Ayutthaya, Thailand, Cycle III, Dry Season

DAY	MONTH	YEAR	POND#	DEPTH	INFLOW	OVERFLOW	DAY	MONTH	YEAR	POND#	DEPTH	INFLOW	OVERFLOW
19	6	1986	A2	0.89	N	N	23	6	1986	A1	0.9	N	N
19	6	1986	A3	0.99	N	N	23	6	1986	A2	0.84	N	N
19	6	1986	B1	0.9	N	N	23	6	1986	A3	0.96	N	N
19	6	1986	B2	0.86	N	N	23	6	1986	B1	0.88	N	N
19	6	1986	B3	0.93	N	N	23	6	1986	B2	0.83	N	N
19	6	1986	C1	0.95	N	N	23	6	1986	B3	0.89	N	N
19	6	1986	C2	0.97	N	N	23	6	1986	C1	0.89	N	N
19	6	1986	C3	0.94	N	N	23	6	1986	C2	0.94	N	N
19	6	1986	D1	0.97	N	N	23	6	1986	C3	0.9	N	N
19	6	1986	D2	0.93	N	N	23	6	1986	D1	0.94	N	N
19	6	1986	D3	0.98	N	N	23	6	1986	D2	0.89	N	N
20	6	1986	A1	0.92	N	N	23	6	1986	D3	0.96	N	N
20	6	1986	A2	0.88	N	N	24	6	1986	A1	0.89	N	N
20	6	1986	A3	0.98	N	N	24	6	1986	A2	0.84	N	N
20	6	1986	B1	0.9	N	N	24	6	1986	A3	0.95	N	N
20	6	1986	B2	0.85	N	N	24	6	1986	B1	0.87	N	N
20	6	1986	B3	0.92	N	N	24	6	1986	B2	0.8	N	N
20	6	1986	C1	0.93	N	N	24	6	1986	B3	0.88	N	N
20	6	1986	C2	0.97	N	N	24	6	1986	C1	0.89	N	N
20	6	1986	C3	0.92	N	N	24	6	1986	C2	0.94	N	N
20	6	1986	D1	0.96	N	N	24	6	1986	C3	0.89	N	N
20	6	1986	D2	0.92	N	N	24	6	1986	D1	0.94	N	N
20	6	1986	D3	0.98	N	N	24	6	1986	D2	0.88	N	N
21	6	1986	A1	0.92	Y	N	24	6	1986	D3	0.96	N	N
21	6	1986	A2	0.87	Y	N	25	6	1986	A1	0.89	N	N
21	6	1986	A3	0.98	Y	N	25	6	1986	A2	0.84	N	N
21	6	1986	B1	0.89	Y	N	25	6	1986	A3	0.95	N	N
21	6	1986	B2	0.84	Y	N	25	6	1986	B1	0.86	N	N
21	6	1986	B3	0.91	Y	N	25	6	1986	B2	0.83	N	N
21	6	1986	C1	0.91	Y	N	25	6	1986	B3	0.87	N	N
21	6	1986	C2	0.96	Y	N	25	6	1986	C1	0.88	N	N
21	6	1986	C3	0.92	Y	N	25	6	1986	C2	0.94	N	N
21	6	1986	D1	0.96	Y	N	25	6	1986	C3	0.9	N	N
21	6	1986	D2	0.91	Y	N	25	6	1986	D1	0.94	N	N
21	6	1986	D3	0.97	Y	N	25	6	1986	D2	0.87	N	N
22	6	1986	A1	0.91	N	N	25	6	1986	D3	0.96	N	N
22	6	1986	A2	0.86	N	N	26	6	1986	A1	0.89	N	N
22	6	1986	A3	0.97	N	N	26	6	1986	A2	0.84	N	N
22	6	1986	B1	0.89	N	N	26	6	1986	A3	0.95	N	N
22	6	1986	B2	0.85	N	N	26	6	1986	B1	0.86	N	N
22	6	1986	B3	0.9	N	N	26	6	1986	B2	0.83	N	N
22	6	1986	C1	0.91	N	N	26	6	1986	B3	0.87	N	N
22	6	1986	C2	0.95	N	N	26	6	1986	C1	0.88	N	N
22	6	1986	C3	0.91	N	N	26	6	1986	C2	0.94	N	N
22	6	1986	D1	0.95	N	N	26	6	1986	C3	0.9	N	N
22	6	1986	D2	0.9	N	N	26	6	1986	D1	0.94	N	N
22	6	1986	D3	0.97	N	N	26	6	1986	D2	0.87	N	N

Table 2. Daily Pond Measurements. Ayutthaya, Thailand, Cycle III, Dry Season

DAY	MONTH	YEAR	POND#	DEPTH	INFLOW	OVERFLOW	DAY	MONTH	YEAR	POND#	DEPTH	INFLOW	OVERFLOW
26	6	1986	D3	0.97	N	N	30	6	1986	D2	0.84	N	N
27	6	1986	A1	0.89	N	N	30	6	1986	D3	0.96	N	N
27	6	1986	A2	0.84	N	N	1	7	1986	A1	0.85	N	N
27	6	1986	A3	0.97	N	N	1	7	1986	A2	0.8	N	N
27	6	1986	B1	0.85	N	N	1	7	1986	A3	0.94	N	N
27	6	1986	B2	1.05	Y	N	1	7	1986	B1	0.81	N	N
27	6	1986	B3	0.87	N	N	1	7	1986	B2	0.91	N	N
27	6	1986	C1	0.87	N	N	1	7	1986	B3	0.84	N	N
27	6	1986	C2	0.94	N	N	1	7	1986	C1	0.82	N	N
27	6	1986	C3	0.9	N	N	1	7	1986	C2	0.91	N	N
27	6	1986	D1	0.94	N	N	1	7	1986	C3	0.86	N	N
27	6	1986	D2	0.87	N	N	1	7	1986	D1	0.91	N	N
27	6	1986	D3	0.98	N	N	1	7	1986	D2	0.83	N	N
28	6	1986	A1	0.88	N	N	1	7	1986	D3	0.94	N	N
28	6	1986	A2	0.83	N	N	2	7	1986	A1	0.85	N	N
28	6	1986	A3	0.98	N	N	2	7	1986	A2	0.79	N	N
28	6	1986	B1	0.85	N	N	2	7	1986	A3	0.94	N	N
28	6	1986	B2	0.97	N	N	2	7	1986	B1	0.81	N	N
28	6	1986	B3	0.87	N	N	2	7	1986	B2	0.9	N	N
28	6	1986	C1	0.86	N	N	2	7	1986	B3	0.84	N	N
28	6	1986	C2	0.93	N	N	2	7	1986	C1	0.81	N	N
28	6	1986	C3	0.89	N	N	2	7	1986	C2	0.91	N	N
28	6	1986	D1	0.93	N	N	2	7	1986	C3	0.86	N	N
28	6	1986	D2	0.86	N	N	2	7	1986	D1	0.91	N	N
28	6	1986	D3	0.97	N	N	2	7	1986	D2	0.83	N	N
29	6	1986	A1	0.87	N	N	2	7	1986	D3	0.94	N	N
29	6	1986	A2	0.82	N	N	3	7	1986	A1	0.84	N	N
29	6	1986	A3	0.96	N	N	3	7	1986	A2	0.79	N	N
29	6	1986	B1	0.84	N	N	3	7	1986	A3	0.93	N	N
29	6	1986	B2	0.95	N	N	3	7	1986	B1	0.79	N	N
29	6	1986	B3	0.86	N	N	3	7	1986	B2	0.89	N	N
29	6	1986	C1	0.84	N	N	3	7	1986	B3	0.83	N	N
29	6	1986	C2	0.93	N	N	3	7	1986	C1	0.81	N	N
29	6	1986	C3	0.89	N	N	3	7	1986	C2	0.9	N	N
29	6	1986	D1	0.93	N	N	3	7	1986	C3	0.85	N	N
29	6	1986	D2	0.85	N	N	3	7	1986	D1	0.9	N	N
29	6	1986	D3	0.97	N	N	3	7	1986	D2	0.82	N	N
30	6	1986	A1	0.87	N	N	3	7	1986	D3	0.94	N	N
30	6	1986	A2	0.81	N	N	4	7	1986	A1	0.84	N	N
30	6	1986	A3	0.95	N	N	4	7	1986	A2	0.78	N	N
30	6	1986	B1	0.83	N	N	4	7	1986	A3	0.92	N	N
30	6	1986	B2	0.93	N	N	4	7	1986	B1	0.79	N	N
30	6	1986	B3	0.85	N	N	4	7	1986	B2	0.88	N	N
30	6	1986	C1	0.84	N	N	4	7	1986	B3	0.82	N	N
30	6	1986	C2	0.92	N	N	4	7	1986	C1	0.79	N	N
30	6	1986	C3	0.88	N	N	4	7	1986	C2	0.9	N	N
30	6	1986	D1	0.91	N	N	4	7	1986	C3	0.85	N	N

44

Table 2. Daily Pond Measurements. Ayutthaya, Thailand, Cycle III, Dry Season

DAY	MONTH	YEAR	POND#	DEPTH	INFLOW	OVERFLOW
4	7	1986	D1	0.9	N	N
4	7	1986	D2	0.82	N	N
4	7	1986	D3	0.94	N	N
5	7	1986	A1	0.85	N	N
5	7	1986	A2	0.79	N	N
5	7	1986	A3	0.94	N	N
5	7	1986	B1	0.8	N	N
5	7	1986	B2	0.88	N	N
5	7	1986	B3	0.83	N	N
5	7	1986	C1	0.8	N	N
5	7	1986	C2	0.91	N	N
5	7	1986	C3	0.86	N	N
5	7	1986	D1	0.91	N	N
5	7	1986	D2	0.82	N	N
5	7	1986	D3	0.94	N	N
6	7	1986	A1	0.84	N	N
6	7	1986	A2	0.78	N	N
6	7	1986	A3	0.93	N	N
6	7	1986	B1	0.79	N	N
6	7	1986	B2	0.87	N	N
6	7	1986	B3	0.82	N	N
6	7	1986	C1	0.79	N	N
6	7	1986	C2	0.9	N	N
6	7	1986	C3	0.85	N	N
6	7	1986	D1	0.91	N	N
6	7	1986	D2	0.82	N	N
6	7	1986	D3	0.94	N	N

Table 2. Daily Pond Measurements. Ayutthaya, Thailand, Cycle III, Wet Season

DAY	MONTH	YEAR	POND#	DEPTH	INFLOW	OVERFLOW	DAY	MONTH	YEAR	POND#	DEPTH	INFLOW	OVERFLOW
7	8	1986	A1	0.91	N	N	10	8	1986	D2	0.9	N	N
7	8	1986	A2	0.96	N	N	10	8	1986	D3	0.96	N	N
7	8	1986	A3	0.95	N	N	11	8	1986	A1	0.97	N	N
7	8	1986	B1	0.91	N	N	11	8	1986	A2	0.93	N	N
7	8	1986	B2	0.91	N	N	11	8	1986	A3	1.	N	N
7	8	1986	B3	0.96	N	N	11	8	1986	B1	0.95	N	N
7	8	1986	C1	0.93	N	N	11	8	1986	B2	0.94	N	N
7	8	1986	C2	0.92	N	N	11	8	1986	B3	1.	N	N
7	8	1986	C3	0.91	N	N	11	8	1986	C1	0.96	N	N
7	8	1986	D1	0.9	N	N	11	8	1986	C2	0.98	N	N
7	8	1986	D2	0.87	N	N	11	8	1986	C3	0.95	N	N
7	8	1986	D3	0.9	N	N	11	8	1986	D1	0.97	N	N
8	8	1986	A1	0.92	N	N	11	8	1986	D2	0.93	N	N
8	8	1986	A2	0.9	N	N	11	8	1986	D3	1.	N	N
8	8	1986	A3	0.96	N	N	12	8	1986	A1	0.95	N	N
8	8	1986	B1	0.92	N	N	12	8	1986	A2	0.92	N	N
8	8	1986	B2	0.91	N	N	12	8	1986	A3	0.99	N	N
8	8	1986	B3	0.97	N	N	12	8	1986	B1	0.94	N	N
8	8	1986	C1	0.93	N	N	12	8	1986	B2	0.93	N	N
8	8	1986	C2	0.92	N	N	12	8	1986	B3	0.99	N	N
8	8	1986	C3	0.92	N	N	12	8	1986	C1	0.95	N	N
8	8	1986	D1	0.91	N	N	12	8	1986	C2	0.98	N	N
8	8	1986	D2	0.88	N	N	12	8	1986	C3	0.94	N	N
8	8	1986	D3	0.91	N	N	12	8	1986	D1	0.97	N	N
9	8	1986	A1	0.91	N	N	12	8	1986	D2	0.93	N	N
9	8	1986	A2	0.89	N	N	12	8	1986	D3	1.	N	N
9	8	1986	A3	0.95	N	N	13	8	1986	A1	0.96	N	N
9	8	1986	B1	0.91	N	N	13	8	1986	A2	0.9	N	N
9	8	1986	B2	0.9	N	N	13	8	1986	A3	0.99	N	N
9	8	1986	B3	0.95	N	N	13	8	1986	B1	0.93	N	N
9	8	1986	C1	0.91	N	N	13	8	1986	B2	0.91	N	N
9	8	1986	C2	0.92	N	N	13	8	1986	B3	0.98	N	N
9	8	1986	C3	0.91	N	N	13	8	1986	C1	0.93	N	N
9	8	1986	D1	0.91	N	N	13	8	1986	C2	0.97	N	N
9	8	1986	D2	0.87	N	N	13	8	1986	C3	0.92	N	N
9	8	1986	D3	0.9	N	N	13	8	1986	D1	0.97	N	N
10	8	1986	A1	0.95	N	N	13	8	1986	D2	0.92	N	N
10	8	1986	A2	0.91	N	N	13	8	1986	D3	0.99	N	N
10	8	1986	A3	0.99	N	N	14	8	1986	A1	0.95	N	N
10	8	1986	B1	0.94	N	N	14	8	1986	A2	0.89	N	N
10	8	1986	B2	0.92	N	N	14	8	1986	A3	0.98	N	N
10	8	1986	B3	0.98	N	N	14	8	1986	B1	0.91	N	N
10	8	1986	C1	0.94	N	N	14	8	1986	B2	0.9	N	N
10	8	1986	C2	0.95	N	N	14	8	1986	B3	0.97	N	N
10	8	1986	C3	0.94	N	N	14	8	1986	C1	0.92	N	N
10	8	1986	D1	0.94	N	N	14	8	1986	C2	0.96	N	N
							14	8	1986	C3	0.91	N	N

Table 2. Daily Pond Measurements. Ayutthaya, Thailand, Cycle III, Wet Season

DAY	MONTH	YEAR	POND#	DEPTH	INFLOW	OVERFLOW	DAY	MONTH	YEAR	POND#	DEPTH	INFLOW	OVERFLOW
14	8	1986	D1	0.97	N	N	18	8	1986	C3	0.92	N	N
14	8	1986	D2	0.91	N	N	18	8	1986	D1	1.	N	N
14	8	1986	D3	0.99	N	N	18	8	1986	D2	0.93	N	N
15	8	1986	A1	0.98	N	N	18	8	1986	D3	0.93	N	N
15	8	1986	A2	0.92	N	N	19	8	1986	A1	0.94	N	N
15	8	1986	A3	1.01	N	N	19	8	1986	A2	0.86	N	N
15	8	1986	B1	0.92	N	N	19	8	1986	A3	0.98	N	N
15	8	1986	B2	0.93	N	N	19	8	1986	B1	0.89	N	N
15	8	1986	B3	1.	N	N	19	8	1986	B2	0.88	N	N
15	8	1986	C1	0.95	N	N	19	8	1986	B3	0.97	N	N
15	8	1986	C2	1.01	N	N	19	8	1986	C1	0.89	N	N
15	8	1986	C3	0.93	N	N	19	8	1986	C2	0.98	N	N
15	8	1986	D1	1.01	N	N	19	8	1986	C3	0.91	N	N
15	8	1986	D2	0.95	N	N	19	8	1986	D1	0.99	N	N
15	8	1986	D3	1.03	N	N	19	8	1986	D2	0.92	N	N
16	8	1986	A1	1.04	N	N	19	8	1986	D3	1.02	N	N
16	8	1986	A2	0.97	N	N	20	8	1986	A1	0.94	N	N
16	8	1986	A3	0.92	N	N	20	8	1986	A2	0.87	N	N
16	8	1986	B1	0.91	N	N	20	8	1986	A3	0.99	N	N
16	8	1986	B2	0.91	N	N	20	8	1986	B1	0.9	N	N
16	8	1986	B3	0.95	N	N	20	8	1986	B2	0.89	N	N
16	8	1986	C1	1.01	N	N	20	8	1986	B3	0.97	N	N
16	8	1986	C2	1.01	N	N	20	8	1986	C1	0.9	N	N
16	8	1986	C3	0.93	N	N	20	8	1986	C2	1.	N	N
16	8	1986	D1	1.	N	N	20	8	1986	C3	0.91	N	N
16	8	1986	D2	1.	N	N	20	8	1986	D1	0.99	N	N
16	8	1986	D3	0.94	N	N	20	8	1986	D2	0.93	N	N
17	8	1986	A1	1.04	N	N	20	8	1986	D3	1.04	N	N
17	8	1986	A2	0.96	N	N	21	8	1986	A1	0.96	N	N
17	8	1986	A3	0.91	N	N	21	8	1986	A2	0.86	N	N
17	8	1986	B1	0.9	N	N	21	8	1986	A3	0.99	N	N
17	8	1986	B2	0.86	N	N	21	8	1986	B1	0.91	N	N
17	8	1986	B3	0.95	N	N	21	8	1986	B2	0.88	N	N
17	8	1986	C1	1.	N	N	21	8	1986	B3	0.98	N	N
17	8	1986	C2	1.01	N	N	21	8	1986	C1	0.89	N	N
17	8	1986	C3	0.92	N	N	21	8	1986	C2	1.	N	N
17	8	1986	D1	0.99	N	N	21	8	1986	C3	0.91	N	N
17	8	1986	D2	0.99	N	N	21	8	1986	D1	0.99	N	N
17	8	1986	D3	0.93	N	N	21	8	1986	D2	0.92	N	N
18	8	1986	A1	0.95	N	N	21	8	1986	D3	1.04	N	N
18	8	1986	A2	0.88	N	N	22	8	1986	A1	0.95	N	N
18	8	1986	A3	0.99	N	N	22	8	1986	A2	0.85	N	N
18	8	1986	B1	0.9	N	N	22	8	1986	A3	0.98	N	N
18	8	1986	B2	0.9	N	N	22	8	1986	B1	0.9	N	N
18	8	1986	B3	0.98	N	N	22	8	1986	B2	0.87	N	N
18	8	1986	C1	0.91	N	N	22	8	1986	B3	0.97	N	N
18	8	1986	C2	0.99	N	N	22	8	1986	C1	0.88	N	N

Table 2. Daily Pond Measurements. Ayutthaya, Thailand, Cycle III, Wet Season

DAY	MONTH	YEAR	POND#	DEPTH	INFLOW	OVERFLOW	DAY	MONTH	YEAR	POND#	DEPTH	INFLOW	OVERFLOW
22	8	1986	C2	0.99	N	N	26	8	1986	C1	0.85	N	N
22	8	1986	C3	0.9	N	N	26	8	1986	C2	0.98	N	N
22	8	1986	D1	0.97	N	N	26	8	1986	C3	0.89	N	N
22	8	1986	D2	0.92	N	N	26	8	1986	D1	0.95	N	N
22	8	1986	D3	1.04	N	N	26	8	1986	D2	0.9	N	N
23	8	1986	A1	0.94	N	N	26	8	1986	D3	1.03	N	N
23	8	1986	A2	0.84	N	N	27	8	1986	A1	0.94	N	N
23	8	1986	A3	0.98	N	N	27	8	1986	A2	0.8	N	N
23	8	1986	B1	0.89	N	N	27	8	1986	A3	0.98	N	N
23	8	1986	B2	0.85	N	N	27	8	1986	B1	0.89	N	N
23	8	1986	B3	0.96	N	N	27	8	1986	B2	0.83	N	N
23	8	1986	C1	0.86	N	N	27	8	1986	B3	0.95	N	N
23	8	1986	C2	0.98	N	N	27	8	1986	C1	0.83	N	N
23	8	1986	C3	0.89	N	N	27	8	1986	C2	0.97	N	N
23	8	1986	D1	0.97	N	N	27	8	1986	C3	0.9	N	N
23	8	1986	D2	0.91	N	N	27	8	1986	D1	0.92	N	N
23	8	1986	D3	1.03	N	N	27	8	1986	D2	0.9	N	N
24	8	1986	A1	0.94	N	N	27	8	1986	D3	1.03	N	N
24	8	1986	A2	0.81	N	N	28	8	1986	A1	0.93	N	N
24	8	1986	A3	0.98	N	N	28	8	1986	A2	0.79	N	N
24	8	1986	B1	0.89	N	N	28	8	1986	A3	0.97	N	N
24	8	1986	B2	0.83	N	N	28	8	1986	B1	0.88	N	N
24	8	1986	B3	0.96	N	N	28	8	1986	B2	0.82	N	N
24	8	1986	C1	0.85	N	N	28	8	1986	B3	0.94	N	N
24	8	1986	C2	0.98	N	N	28	8	1986	C1	0.82	N	N
24	8	1986	C3	0.88	N	N	28	8	1986	C2	0.96	N	N
24	8	1986	D1	0.97	N	N	28	8	1986	C3	0.88	N	N
24	8	1986	D2	0.9	N	N	28	8	1986	D1	0.89	N	N
24	8	1986	D3	1.02	N	N	28	8	1986	D2	0.89	N	N
25	8	1986	A1	0.93	N	N	28	8	1986	D3	1.02	N	N
25	8	1986	A2	0.81	N	N	29	8	1986	A1	0.96	N	N
25	8	1986	A3	0.97	N	N	29	8	1986	A2	0.81	N	N
25	8	1986	B1	0.89	N	N	29	8	1986	A3	0.99	N	N
25	8	1986	B2	0.81	N	N	29	8	1986	B1	0.92	N	N
25	8	1986	B3	0.95	N	N	29	8	1986	B2	0.85	N	N
25	8	1986	C1	0.84	N	N	29	8	1986	B3	0.97	N	N
25	8	1986	C2	0.97	N	N	29	8	1986	C1	0.84	N	N
25	8	1986	C3	0.88	N	N	29	8	1986	C2	1.	N	N
25	8	1986	D1	0.96	N	N	29	8	1986	C3	0.9	N	N
25	8	1986	D2	0.89	N	N	29	8	1986	D1	0.92	N	N
25	8	1986	D3	1.02	N	N	29	8	1986	D2	0.92	N	N
26	8	1986	A1	0.95	N	N	29	8	1986	D3	1.05	N	N
26	8	1986	A2	0.81	N	N	30	8	1986	A1	0.96	N	N
26	8	1986	A3	0.98	N	N	30	8	1986	A2	0.93	Y	N
26	8	1986	B1	0.9	N	N	30	8	1986	A3	0.99	N	N
26	8	1986	B2	0.84	N	N	30	8	1986	B1	0.91	N	N
26	8	1986	B3	0.96	N	N	30	8	1986	B2	0.92	Y	N

Table 2. Daily Pond Measurements. Ayutthaya, Thailand, Cycle III, Wet Season

DAY	MONTH	YEAR	POND#	DEPTH	INFLOW	OVERFLOW	DAY	MONTH	YEAR	POND#	DEPTH	INFLOW	OVERFLOW
30	8	1986	B3	0.97	N	N	3	9	1986	B2	0.88	N	N
30	8	1986	C1	0.93	Y	N	3	9	1986	B3	0.95	N	N
30	8	1986	C2	1.	N	N	3	9	1986	C1	0.89	N	N
30	8	1986	C3	0.89	N	N	3	9	1986	C2	0.97	N	N
30	8	1986	D1	0.92	N	N	3	9	1986	C3	0.92	N	N
30	8	1986	D2	0.91	N	N	3	9	1986	D1	0.91	N	N
30	8	1986	D3	1.04	N	N	3	9	1986	D2	0.88	N	N
31	8	1986	A1	0.95	N	N	3	9	1986	D3	1.02	N	N
31	8	1986	A2	0.93	N	N	4	9	1986	A1	0.93	N	N
31	8	1986	A3	0.99	N	N	4	9	1986	A2	0.88	N	N
31	8	1986	B1	0.91	N	N	4	9	1986	A3	0.98	N	N
31	8	1986	B2	0.91	N	N	4	9	1986	B1	0.89	N	N
31	8	1986	B3	0.96	N	N	4	9	1986	B2	0.87	N	N
31	8	1986	C1	0.93	N	N	4	9	1986	B3	0.94	N	N
31	8	1986	C2	0.99	N	N	4	9	1986	C1	0.88	N	N
31	8	1986	C3	0.93	Y	N	4	9	1986	C2	0.97	N	N
31	8	1986	D1	0.92	N	N	4	9	1986	C3	0.91	N	N
31	8	1986	D2	0.9	N	N	4	9	1986	D1	0.91	N	N
31	8	1986	D3	1.03	N	N	4	9	1986	D2	0.88	N	N
1	9	1986	A1	0.94	N	N	4	9	1986	D3	1.01	N	N
1	9	1986	A2	0.92	N	N	5	9	1986	A1	0.93	N	N
1	9	1986	A3	0.98	N	N	5	9	1986	A2	0.87	N	N
1	9	1986	B1	0.9	N	N	5	9	1986	A3	0.98	N	N
1	9	1986	B2	0.9	N	N	5	9	1986	B1	0.88	N	N
1	9	1986	B3	0.95	N	N	5	9	1986	B2	0.86	N	N
1	9	1986	C1	0.92	N	N	5	9	1986	B3	0.93	N	N
1	9	1986	C2	0.98	N	N	5	9	1986	C1	0.87	N	N
1	9	1986	C3	0.92	N	N	5	9	1986	C2	0.96	N	N
1	9	1986	D1	0.92	N	N	5	9	1986	C3	0.91	N	N
1	9	1986	D2	0.89	N	N	5	9	1986	D1	0.91	N	N
1	9	1986	D3	1.02	N	N	5	9	1986	D2	0.86	N	N
2	9	1986	A1	0.94	N	N	5	9	1986	D3	1.01	N	N
2	9	1986	A2	0.91	N	N	6	9	1986	A1	0.91	N	N
2	9	1986	A3	0.98	N	N	6	9	1986	A2	0.85	N	N
2	9	1986	B1	0.9	N	N	6	9	1986	A3	0.96	N	N
2	9	1986	B2	0.89	N	N	6	9	1986	B1	0.87	N	N
2	9	1986	B3	0.95	N	N	6	9	1986	B2	0.84	N	N
2	9	1986	C1	0.91	N	N	6	9	1986	B3	0.92	N	N
2	9	1986	C2	0.98	N	N	6	9	1986	C1	0.85	N	N
2	9	1986	C3	0.92	N	N	6	9	1986	C2	0.96	N	N
2	9	1986	D1	0.92	N	N	6	9	1986	C3	0.9	N	N
2	9	1986	D2	0.89	N	N	6	9	1986	D1	0.9	N	N
2	9	1986	D3	1.02	N	N	6	9	1986	D2	0.86	N	N
3	9	1986	A1	0.94	N	N	6	9	1986	D3	1.	N	N
3	9	1986	A2	0.89	N	N	7	9	1986	A1	0.9	N	N
3	9	1986	A3	0.98	N	N	7	9	1986	A2	0.84	N	N
3	9	1986	B1	0.89	N	N	7	9	1986	A3	0.96	N	N

Table 2. Daily Pond Measurements. Ayutthaya, Thailand, Cycle III, Wet Season

DAY	MONTH	YEAR	POND#	DEPTH	INFLOW	OVERFLOW	DAY	MONTH	YEAR	POND#	DEPTH	INFLOW	OVERFLOW
7	9	1986	B1	0.87	N	N	11	9	1986	A3	1.01	N	N
7	9	1986	B2	0.83	N	N	11	9	1986	B1	0.9	N	N
7	9	1986	B3	0.91	N	N	11	9	1986	B2	0.87	N	N
7	9	1986	C1	0.84	N	N	11	9	1986	B3	0.96	N	N
7	9	1986	C2	0.95	N	N	11	9	1986	C1	0.87	N	N
7	9	1986	C3	0.9	N	N	11	9	1986	C2	1.	N	N
7	9	1986	D1	0.89	N	N	11	9	1986	C3	0.95	N	N
7	9	1986	D2	0.86	N	N	11	9	1986	D1	0.96	N	N
7	9	1986	D3	1.	N	N	11	9	1986	D2	0.9	N	N
8	9	1986	A1	0.9	N	N	11	9	1986	D3	0.97	N	Y
8	9	1986	A2	0.83	N	N	12	9	1986	A1	0.97	N	N
8	9	1986	A3	0.95	N	N	12	9	1986	A2	0.88	N	N
8	9	1986	B1	0.86	N	N	12	9	1986	A3	1.	N	N
8	9	1986	B2	0.82	N	N	12	9	1986	B1	0.92	N	N
8	9	1986	B3	0.9	N	N	12	9	1986	B2	0.87	N	N
8	9	1986	C1	0.83	N	N	12	9	1986	B3	0.96	N	N
8	9	1986	C2	0.94	N	N	12	9	1986	C1	0.87	N	N
8	9	1986	C3	0.89	N	N	12	9	1986	C2	1.01	N	N
8	9	1986	D1	0.89	N	N	12	9	1986	C3	0.96	N	N
8	9	1986	D2	0.85	N	N	12	9	1986	D1	0.96	N	N
8	9	1986	D3	1.	N	N	12	9	1986	D2	0.91	N	N
9	9	1986	A1	0.91	N	N	12	9	1986	D3	0.95	N	N
9	9	1986	A2	0.83	N	N	13	9	1986	A1	0.96	N	N
9	9	1986	A3	0.95	N	N	13	9	1986	A2	0.87	N	N
9	9	1986	B1	0.86	N	N	13	9	1986	A3	0.99	N	N
9	9	1986	B2	0.82	N	N	13	9	1986	B1	0.92	N	N
9	9	1986	B3	0.9	N	N	13	9	1986	B2	0.86	N	N
9	9	1986	C1	0.83	N	N	13	9	1986	B3	0.95	N	N
9	9	1986	C2	0.96	N	N	13	9	1986	C1	0.86	N	N
9	9	1986	C3	0.89	N	N	13	9	1986	C2	1.	N	N
9	9	1986	D1	0.89	N	N	13	9	1986	C3	0.95	N	N
9	9	1986	D2	0.85	N	N	13	9	1986	D1	0.96	N	N
9	9	1986	D3	0.99	N	N	13	9	1986	D2	0.89	N	N
10	9	1986	A1	0.93	N	N	13	9	1986	D3	0.95	N	N
10	9	1986	A2	0.84	N	N	14	9	1986	A1	0.96	N	N
10	9	1986	A3	0.98	N	N	14	9	1986	A2	0.86	N	N
10	9	1986	B1	0.88	N	N	14	9	1986	A3	0.99	N	N
10	9	1986	B2	0.84	N	N	14	9	1986	B1	0.91	N	N
10	9	1986	B3	0.92	N	N	14	9	1986	B2	0.84	N	N
10	9	1986	C1	0.84	N	N	14	9	1986	B3	0.94	N	N
10	9	1986	C2	0.96	N	N	14	9	1986	C1	0.85	N	N
10	9	1986	C3	0.91	N	N	14	9	1986	C2	1.	N	N
10	9	1986	D1	0.92	N	N	14	9	1986	C3	0.95	N	N
10	9	1986	D2	0.87	N	N	14	9	1986	D1	0.96	N	N
10	9	1986	D3	1.01	N	N	14	9	1986	D2	0.89	N	N
11	9	1986	A1	0.97	N	N	14	9	1986	D3	0.95	N	N
11	9	1986	A2	0.88	N	N	15	9	1986	A1	0.95	N	N

Table 2 Daily Pond Measurements. Ayutthaya, Thailand, Cycle III, Wet Season

DAY	MONTH	YEAR	POND#	DEPTH	INFLOW	OVERFLOW	DAY	MONTH	YEAR	POND#	DEPTH	INFLOW	OVERFLOW
15	9	1986	A2	0.84	N	N	19	9	1986	A1	0.97	N	N
15	9	1986	A3	0.97	N	N	19	9	1986	A2	0.88	N	N
15	9	1986	B1	0.9	N	N	19	9	1986	A3	0.99	N	N
15	9	1986	B2	0.83	N	N	19	9	1986	B1	0.95	N	N
15	9	1986	B3	0.93	N	N	19	9	1986	B2	0.87	N	N
15	9	1986	C1	0.84	N	N	19	9	1986	B3	0.96	N	N
15	9	1986	C2	0.99	N	N	19	9	1986	C1	0.85	N	N
15	9	1986	C3	0.94	N	N	19	9	1986	C2	1.04	N	N
15	9	1986	D1	0.95	N	N	19	9	1986	C3	0.99	N	N
15	9	1986	D2	0.89	N	N	19	9	1986	D1	1.	N	N
15	9	1986	D3	0.94	N	N	19	9	1986	D2	0.92	N	N
16	9	1986	A1	0.94	N	N	19	9	1986	D3	0.95	N	N
16	9	1986	A2	0.83	N	N	20	9	1986	A1	0.96	N	N
16	9	1986	A3	0.97	N	N	20	9	1986	A2	0.86	N	N
16	9	1986	B1	0.9	N	N	20	9	1986	A3	0.98	N	N
16	9	1986	B2	0.82	N	N	20	9	1986	B1	0.95	N	N
16	9	1986	B3	0.9	N	N	20	9	1986	B2	0.85	N	N
16	9	1986	C1	0.82	N	N	20	9	1986	B3	0.95	N	N
16	9	1986	C2	0.98	N	N	20	9	1986	C1	0.84	N	N
16	9	1986	C3	0.93	N	N	20	9	1986	C2	1.03	N	N
16	9	1986	D1	0.94	N	N	20	9	1986	C3	0.98	N	N
16	9	1986	D2	0.88	N	N	20	9	1986	D1	1.	N	N
16	9	1986	D3	0.94	N	N	20	9	1986	D2	0.92	N	N
17	9	1986	A1	0.93	N	N	20	9	1986	D3	0.94	N	N
17	9	1986	A2	0.82	N	N	21	9	1986	A1	0.96	N	N
17	9	1986	A3	0.96	N	N	21	9	1986	A2	0.86	N	N
17	9	1986	B1	0.89	N	N	21	9	1986	A3	0.98	N	N
17	9	1986	B2	0.82	N	N	21	9	1986	B1	0.94	N	N
17	9	1986	B3	0.91	N	N	21	9	1986	B2	0.85	N	N
17	9	1986	C1	0.8	N	N	21	9	1986	B3	0.95	N	N
17	9	1986	C2	0.97	N	N	21	9	1986	C1	0.83	N	N
17	9	1986	C3	0.92	N	N	21	9	1986	C2	1.03	N	N
17	9	1986	D1	0.94	N	N	21	9	1986	C3	0.97	N	N
17	9	1986	D2	0.86	N	N	21	9	1986	D1	1.	N	N
17	9	1986	D3	0.94	N	N	21	9	1986	D2	0.91	N	N
18	9	1986	A1	1.	N	N	21	9	1986	D3	0.94	N	N
18	9	1986	A2	0.88	N	N	22	9	1986	A1	0.94	N	N
18	9	1986	A3	1.02	N	N	22	9	1986	A2	0.84	N	N
18	9	1986	B1	0.96	N	N	22	9	1986	A3	0.97	N	N
18	9	1986	B2	0.88	N	N	22	9	1986	B1	0.93	N	N
18	9	1986	B3	0.97	N	N	22	9	1986	B2	0.84	N	N
18	9	1986	C1	0.87	N	N	22	9	1986	B3	0.94	N	N
18	9	1986	C2	1.04	N	N	22	9	1986	C1	0.82	N	N
19	9	1986	C3	0.99	N	N	22	9	1986	C2	1.01	N	N
18	9	1986	D1	1.01	N	N	22	9	1986	C3	0.96	N	N
18	9	1986	D2	0.93	N	N	22	9	1986	D1	0.99	N	N
18	9	1986	D3	0.98	N	N	22	9	1986	D2	0.9	N	N

Table 2. Daily Pond Measurements. Ayutthaya, Thailand, Cycle III, Wet Season

DAY	MONTH	YEAR	POND#	DEPTH	INFLOW	OVERFLOW	DAY	MONTH	YEAR	POND#	DEPTH	INFLOW	OVERFLOW
22	9	1986	D3	0.94	N	N	26	9	1986	D2	0.87	N	N
23	9	1986	A1	0.94	N	N	26	9	1986	D3	0.94	N	N
23	9	1986	A2	0.83	N	N	27	9	1986	A1	0.97	N	N
23	9	1986	A3	0.96	N	N	27	9	1986	A2	0.86	N	N
23	9	1986	B1	0.93	N	N	27	9	1986	A3	0.99	N	N
23	9	1986	B2	0.82	N	N	27	9	1986	B1	0.95	N	N
23	9	1986	B3	0.92	N	N	27	9	1986	B2	0.84	N	N
23	9	1986	C1	0.8	N	N	27	9	1986	B3	0.94	N	N
23	9	1986	C2	1.01	N	N	27	9	1986	C1	0.81	N	N
23	9	1986	C3	0.95	N	N	27	9	1986	C2	1.04	N	N
23	9	1986	D1	0.98	N	N	27	9	1986	C3	0.98	N	N
23	9	1986	D2	0.89	N	N	27	9	1986	D1	1.02	N	N
23	9	1986	D3	0.94	N	N	27	9	1986	D2	0.91	N	N
24	9	1986	A1	0.93	N	N	27	9	1986	D3	0.95	N	N
24	9	1986	A2	0.82	N	N	28	9	1986	A1	0.96	N	N
24	9	1986	A3	0.96	N	N	28	9	1986	A2	0.86	N	N
24	9	1986	B1	0.92	N	N	28	9	1986	A3	0.98	N	N
24	9	1986	B2	0.81	N	N	28	9	1986	B1	0.95	N	N
24	9	1986	B3	0.91	N	N	28	9	1986	B2	0.83	N	N
24	9	1986	C1	0.79	N	N	28	9	1986	B3	0.94	N	N
24	9	1986	C2	1.	N	N	28	9	1986	C1	0.89	Y	N
24	9	1986	C3	0.94	N	N	28	?	1986	C2	1.03	N	N
24	9	1986	D1	0.98	N	N	28	9	1986	C3	0.98	N	N
24	9	1986	D2	0.88	N	N	28	9	1986	D1	1.02	N	N
24	9	1986	D3	0.94	N	N	28	9	1986	D2	0.91	N	N
25	9	1986	A1	0.92	N	N	28	9	1986	D3	0.95	N	N
25	9	1986	A2	0.81	N	N	29	9	1986	A1	1.12	N	N
25	9	1986	A3	0.95	N	N	29	9	1986	A2	1.01	N	N
25	9	1986	B1	0.91	N	N	29	9	1986	A3	1.05	N	N
25	9	1986	B2	0.8	N	N	29	9	1986	B1	1.04	N	N
25	9	1986	B3	0.9	N	N	29	9	1986	B2	0.98	N	N
25	9	1986	C1	0.78	N	N	29	9	1986	B3	1.05	N	N
25	9	1986	C2	0.99	N	N	29	9	1986	C1	1.05	N	N
25	9	1986	C3	0.94	N	N	29	9	1986	C2	1.1	N	N
25	9	1986	D1	0.97	N	N	29	9	1986	C3	1.1	N	N
25	9	1986	D2	0.87	N	N	29	9	1986	D1	1.1	N	N
25	9	1986	D3	0.94	N	N	29	9	1986	D2	1.05	N	N
26	9	1986	A1	0.92	N	N	29	9	1986	D3	1.08	N	N
26	9	1986	A2	0.81	N	N	30	9	1986	A1	1.	N	N
26	9	1986	A3	0.95	N	N	30	9	1986	A2	1.	N	N
26	9	1986	B1	0.91	N	N	30	9	1986	A3	1.	N	N
26	9	1986	B2	0.8	N	N	30	9	1986	B1	0.98	N	N
26	9	1986	B3	0.9	N	N	30	9	1986	B2	0.95	N	N
26	9	1986	C1	0.78	N	N	30	9	1986	B3	1.07	N	N
26	9	1986	C2	0.99	N	N	30	9	1986	C1	1.03	N	N
26	9	1986	C3	0.94	N	N	30	9	1986	C2	1.1	N	N
26	9	1986	D1	0.98	N	N	30	9	1986	C3	1.1	N	N

Table 2. Daily Pond Measurements. Ayutthaya, Thailand, Cycle III, Wet Season

DAY	MONTH	YEAR	POND#	DEPTH	INFLOW	OVERFLOW	DAY	MONTH	YEAR	POND#	DEPTH	INFLOW	OVERFLOW
30	9	1986	D1	1.1	N	N	6	10	1986	C3	0.94	N	N
30	9	1986	D2	1.04	N	N	6	10	1986	D1	0.93	N	N
30	9	1986	D3	0.96	N	N	6	10	1986	D2	0.93	N	N
3	10	1986	A1	0.97	N	Y	6	10	1986	D3	0.99	N	N
3	10	1986	A2	0.8	Y	N	7	10	1986	A1	0.98	N	N
3	10	1986	A3	0.96	N	Y	7	10	1986	A2	0.93	N	N
3	10	1986	B1	0.93	N	Y	7	10	1986	A3	0.96	N	N
3	10	1986	B2	0.95	N	Y	7	10	1986	B1	0.99	N	N
3	10	1986	B3	0.92	N	Y	7	10	1986	B2	0.95	N	N
3	10	1986	C1	0.91	N	Y	7	10	1986	B3	0.97	N	N
3	10	1986	C2	1.09	N	Y	7	10	1986	C1	0.95	N	N
3	10	1986	C3	0.92	N	Y	7	10	1986	C2	1.01	N	N
3	10	1986	D1	0.91	N	Y	7	10	1986	C3	0.98	N	N
3	10	1986	D2	0.92	N	Y	7	10	1986	D1	0.98	N	N
3	10	1986	D3	0.91	N	Y	7	10	1986	D2	0.98	N	N
4	10	1986	A1	0.91	N	Y	7	10	1986	D3	0.99	N	N
4	10	1986	A2	0.88	N	N	8	10	1986	A1	0.98	N	N
4	10	1986	A3	0.88	N	Y	8	10	1986	A2	0.92	N	N
4	10	1986	B1	0.93	N	N	8	10	1986	A3	0.96	N	N
4	10	1986	B2	0.92	N	Y	8	10	1986	B1	0.96	N	Y
4	10	1986	B3	0.92	N	N	8	10	1986	B2	0.89	N	Y
4	10	1986	C1	0.9	N	N	8	10	1986	B3	0.97	N	N
4	10	1986	C2	0.94	N	Y	8	10	1986	C1	0.94	N	N
4	10	1986	C3	0.92	N	N	8	10	1986	C2	1.	N	N
4	10	1986	D1	0.91	N	N	8	10	1986	C3	0.98	N	N
4	10	1986	D2	0.92	N	N	8	10	1986	D1	0.98	N	N
4	10	1986	D3	0.92	N	N	8	10	1986	D2	0.96	N	N
5	10	1986	A1	0.91	N	N	8	10	1986	D3	1.	N	N
5	10	1986	A2	0.88	N	N	9	10	1986	A1	1.	N	N
5	10	1986	A3	0.88	N	N	9	10	1986	A2	0.93	N	N
5	10	1986	B1	0.94	N	N	9	10	1986	A3	0.98	N	N
5	10	1986	B2	0.92	N	N	9	10	1986	B1	0.97	N	N
5	10	1986	B3	0.92	N	N	9	10	1986	B2	0.91	N	N
5	10	1986	C1	0.9	N	N	9	10	1986	B3	0.98	N	N
5	10	1986	C2	0.94	N	N	9	10	1986	C1	0.94	N	N
5	10	1986	C3	0.92	N	N	9	10	1986	C2	1.	N	N
5	10	1986	D1	0.91	N	N	9	10	1986	C3	0.99	N	N
5	10	1986	D2	0.92	N	N	9	10	1986	D1	1.	N	N
5	10	1986	D3	0.96	N	N	9	10	1986	D2	0.98	N	N
6	10	1986	A1	0.925	N	N	9	10	1986	D3	1.04	N	N
6	10	1986	A2	0.89	N	N	10	10	1986	A1	1.	N	N
6	10	1986	A3	0.91	N	N	10	10	1986	A2	0.92	N	N
6	10	1986	B1	0.95	N	N	10	10	1986	A3	0.99	N	N
6	10	1986	B2	0.93	N	N	10	10	1986	B1	0.97	N	N
6	10	1986	B3	0.93	N	N	10	10	1986	B2	0.91	N	N
6	10	1986	C1	0.91	N	N	10	10	1986	B3	0.97	N	N
6	10	1986	C2	0.96	N	N	10	10	1986	C1	0.93	N	N

Table 2. Daily Pond Measurements. Ayutthaya, Thailand, Cycle III, Wet Season

DAY	MONTH	YEAR	POND#	DEPTH	INFLOW	OVERFLOW	DAY	MONTH	YEAR	POND#	DEPTH	INFLOW	OVERFLOW
10	10	1986	C2	0.99	N	N	14	10	1986	C1	0.91	N	N
10	10	1986	C3	0.99	N	N	14	10	1986	C2	0.97	N	N
10	10	1986	D1	1.	N	N	14	10	1986	C3	1.	N	N
10	10	1986	D2	0.98	N	N	14	10	1986	D1	1.02	N	N
10	10	1986	D3	0.97	N	N	14	10	1986	D2	0.97	N	N
11	10	1986	A1	0.99	N	N	14	10	1986	D3	0.96	N	N
11	10	1986	A2	0.91	N	N	15	10	1986	A1	0.96	N	N
11	10	1986	A3	0.98	N	N	15	10	1986	A2	0.9	N	N
11	10	1986	B1	0.96	N	N	15	10	1986	A3	1.	N	N
11	10	1986	B2	0.9	N	N	15	10	1986	B1	0.96	N	N
11	10	1986	B3	0.96	N	N	15	10	1986	B2	0.89	N	N
11	10	1986	C1	0.91	N	N	15	10	1986	B3	0.97	N	N
11	10	1986	C2	0.98	N	N	15	10	1986	C1	0.9	N	N
11	10	1986	C3	0.99	N	N	15	10	1986	C2	0.94	N	N
11	10	1986	D1	1.	N	N	15	10	1986	C3	1.	N	N
11	10	1986	D2	0.96	N	N	15	10	1986	D1	1.02	N	N
11	10	1986	D3	0.96	N	N	15	10	1986	D2	0.96	N	N
12	10	1986	A1	0.98	N	N	15	10	1986	D3	0.96	N	N
12	10	1986	A2	0.89	N	N	16	10	1986	A1	0.97	N	N
12	10	1986	A3	0.97	N	N	16	10	1986	A2	0.92	N	N
12	10	1986	B1	0.94	N	N	16	10	1986	A3	1.02	N	N
12	10	1986	B2	0.88	N	N	16	10	1986	B1	0.98	N	N
12	10	1986	B3	0.97	N	N	16	10	1986	B2	0.9	N	N
12	10	1986	C1	0.9	N	N	16	10	1986	B3	0.99	N	N
12	10	1986	C2	0.97	N	N	16	10	1986	C1	0.92	N	N
12	10	1986	C3	0.97	N	N	16	10	1986	C2	0.94	N	N
12	10	1986	D1	1.	N	N	16	10	1986	C3	1.02	N	N
12	10	1986	D2	0.96	N	N	16	10	1986	D1	1.05	N	N
12	10	1986	D3	0.97	N	N	16	10	1986	D2	0.98	N	N
13	10	1986	A1	0.97	N	N	16	10	1986	D3	0.96	N	N
13	10	1986	A2	0.92	N	N	17	10	1986	A1	0.96	N	N
13	10	1986	A3	1.	N	N	17	10	1986	A2	0.9	N	N
13	10	1986	B1	0.97	N	N	17	10	1986	A3	1.01	N	N
13	10	1986	B2	0.9	N	N	17	10	1986	B1	0.97	N	N
13	10	1986	B3	0.98	N	N	17	10	1986	B2	0.89	N	N
13	10	1986	C1	0.92	N	N	17	10	1986	B3	0.98	N	N
13	10	1986	C2	1.	N	N	17	10	1986	C1	0.9	N	N
13	10	1986	C3	1.	N	N	17	10	1986	C2	0.91	N	Y
13	10	1986	D1	1.02	N	N	17	10	1986	C3	1.01	N	N
13	10	1986	D2	0.98	N	N	17	10	1986	D1	1.05	N	N
13	10	1986	D3	0.98	N	N	17	10	1986	D2	0.97	N	N
14	10	1986	A1	0.97	N	N	17	10	1986	D3	0.96	N	N
14	10	1986	A2	0.91	N	N	18	10	1986	A1	0.95	N	N
14	10	1986	A3	1.	N	N	18	10	1986	A2	0.9	N	N
14	10	1986	B1	0.97	N	N	18	10	1986	A3	0.97	N	Y
14	10	1986	B2	0.9	N	N	18	10	1986	B1	0.96	N	N
14	10	1986	B3	0.97	N	N	18	10	1986	B2	0.98	N	N

Table 2. Daily Pond Measurements. Ayutthaya, Thailand, Cycle III, Wet Season

DAY	MONTH	YEAR	POND#	DEPTH	INFLOW	OVERFLOW	DAY	MONTH	YEAR	POND#	DEPTH	INFLOW	OVERFLOW
18	10	1986	B3	0.97	N	N	22	10	1986	B2	0.83	N	N
18	10	1986	C1	0.89	N	N	22	10	1986	B3	0.94	N	N
18	10	1986	C2	0.89	N	Y	22	10	1986	C1	0.86	N	N
18	10	1986	C3	0.93	N	Y	22	10	1986	C2	0.82	N	Y
18	10	1986	D1	1.05	N	N	22	10	1986	C3	0.92	N	N
18	10	1986	D2	0.96	N	N	22	10	1986	D1	1.02	N	N
18	10	1986	D3	0.96	N	N	22	10	1986	D2	0.93	N	N
19	10	1986	A1	0.94	N	N	22	10	1986	D3	0.95	N	N
19	10	1986	A2	0.9	N	N	23	10	1986	A1	0.91	N	N
19	10	1986	A3	0.97	N	N	23	10	1986	A2	0.85	N	N
19	10	1986	B1	0.95	N	N	23	10	1986	A3	0.96	N	N
19	10	1986	B2	0.86	N	N	23	10	1986	B1	0.92	N	N
19	10	1986	B3	0.96	N	N	23	10	1986	B2	0.82	N	N
19	10	1986	C1	0.88	N	N	23	10	1986	B3	0.93	N	N
19	10	1986	C2	0.85	N	Y	23	10	1986	C1	0.85	N	N
19	10	1986	C3	0.93	N	N	23	10	1986	C2	0.79	N	Y
19	10	1986	D1	1.04	N	N	23	10	1986	C3	0.91	N	N
19	10	1986	D2	0.95	N	N	23	10	1986	D1	0.96	N	Y
19	10	1986	D3	0.96	N	N	23	10	1986	D2	0.92	N	N
20	10	1986	A1	0.94	N	N	23	10	1986	D3	0.94	N	N
20	10	1986	A2	0.88	N	N	24	10	1986	A1	0.93	N	N
20	10	1986	A3	0.97	N	N	24	10	1986	A2	0.86	N	N
20	10	1986	B1	0.94	N	N	24	10	1986	A3	0.98	N	N
20	10	1986	B2	0.85	N	N	24	10	1986	B1	0.94	N	N
20	10	1986	B3	0.95	N	N	24	10	1986	B2	0.83	N	N
20	10	1986	C1	0.88	N	N	24	10	1986	B3	0.94	N	N
20	10	1986	C2	0.85	N	Y	24	10	1986	C1	0.87	N	N
20	10	1986	C3	0.93	N	N	24	10	1986	C2	0.76	N	Y
20	10	1986	D1	1.03	N	N	24	10	1986	C3	0.93	N	N
20	10	1986	D2	0.94	N	N	24	10	1986	D1	0.97	N	N
20	10	1986	D3	0.95	N	N	24	10	1986	D2	0.94	N	N
21	10	1986	A1	0.93	N	N	24	10	1986	D3	0.96	N	N
21	10	1986	A2	0.87	N	N	25	10	1986	A1	0.94	N	N
21	10	1986	A3	0.97	N	N	25	10	1986	A2	0.86	N	N
21	10	1986	B1	0.94	N	N	25	10	1986	A3	0.98	N	N
21	10	1986	B2	0.84	N	N	25	10	1986	B1	0.94	N	N
21	10	1986	B3	0.95	N	N	25	10	1986	B2	0.81	N	N
21	10	1986	C1	0.87	N	N	25	10	1986	B3	0.94	N	N
21	10	1986	C2	0.82	N	Y	25	10	1986	C1	0.86	N	N
21	10	1986	C3	0.92	N	N	25	10	1986	C2	0.75	N	Y
21	10	1986	D1	1.03	N	N	25	10	1986	C3	0.92	N	N
21	10	1986	D2	0.94	N	N	25	10	1986	D1	0.97	N	N
21	10	1986	D3	0.95	N	N	25	10	1986	D2	0.93	N	N
22	10	1986	A1	0.92	N	N	25	10	1986	D3	0.96	N	N
22	10	1986	A2	0.86	N	N	26	10	1986	A1	0.93	N	N
22	10	1986	A3	0.97	N	N	26	10	1986	A2	0.85	N	N
22	10	1986	B1	0.93	N	N	26	10	1986	A3	0.98	N	N

Table 2. Daily Pond Measurements. Ayutthaya, Thailand, Cycle III, Wet Season

DAY	MONTH	YEAR	POND#	DEPTH	INFLOW	OVERFLOW	DAY	MONTH	YEAR	POND#	DEPTH	INFLOW	OVERFLOW
26	10	1986	B1	0.94	N	N	30	10	1986	A3	0.98	N	N
26	10	1986	B2	0.81	N	N	30	10	1986	B1	0.93	N	N
26	10	1986	B3	0.94	N	N	30	10	1986	B2	0.92	Y	N
26	10	1986	C1	0.87	N	N	30	10	1986	B3	0.92	N	N
26	10	1986	C2	0.75	N	Y	30	10	1986	C1	0.94	Y	N
26	10	1986	C3	0.92	N	N	30	10	1986	C2	1.1	Y	N
26	10	1986	D1	0.98	N	N	30	10	1986	C3	0.92	N	N
26	10	1986	D2	0.93	N	N	30	10	1986	D1	0.97	N	N
26	10	1986	D3	0.96	N	N	30	10	1986	D2	0.91	N	N
27	10	1986	A1	0.93	N	N	30	10	1986	D3	0.96	N	N
27	10	1986	A2	0.85	N	N	31	10	1986	A1	0.92	N	N
27	10	1986	A3	0.97	N	N	31	10	1986	A2	0.9	N	N
27	10	1986	B1	0.93	N	N	31	10	1986	A3	0.97	N	N
27	10	1986	B2	0.81	N	N	31	10	1986	B1	0.92	N	N
27	10	1986	B3	0.94	N	N	31	10	1986	B2	0.9	N	N
27	10	1986	C1	0.85	N	N	31	10	1986	B3	0.91	N	N
27	10	1986	C2	0.74	N	Y	31	10	1986	C1	0.92	N	N
27	10	1986	C3	0.92	N	N	31	10	1986	C2	1.07	N	N
27	10	1986	D1	0.97	N	N	31	10	1986	C3	0.91	N	N
27	10	1986	D2	0.92	N	N	31	10	1986	D1	0.97	N	N
27	10	1986	D3	0.96	N	N	31	10	1986	D2	0.91	N	N
28	10	1986	A1	0.92	N	N	31	10	1986	D3	0.96	N	N
28	10	1986	A2	0.84	N	N	1	11	1986	A1	0.915	N	N
28	10	1986	A3	0.97	N	N	1	11	1986	A2	0.9	N	N
28	10	1986	B1	0.92	N	N	1	11	1986	A3	0.96	N	N
28	10	1986	B2	0.81	N	N	1	11	1986	B1	0.91	N	N
28	10	1986	B3	0.92	N	N	1	11	1986	B2	0.87	N	N
28	10	1986	C1	0.84	Y	N	1	11	1986	B3	0.91	N	N
28	10	1986	C2	0.7	N	Y	1	11	1986	C1	0.9	N	N
28	10	1986	C3	0.92	N	N	1	11	1986	C2	1.05	N	N
28	10	1986	D1	0.97	N	N	1	11	1986	C3	0.91	N	N
28	10	1986	D2	0.92	N	N	1	11	1986	D1	0.96	N	N
28	10	1986	D3	0.96	N	N	1	11	1986	D2	0.89	N	N
29	10	1986	A1	0.92	N	N	1	11	1986	D3	0.95	N	N
29	10	1986	A2	0.83	N	N	2	11	1986	A1	0.9	N	N
29	10	1986	A3	0.96	N	N	2	11	1986	A2	0.88	N	N
29	10	1986	B1	0.91	N	N	2	11	1986	A3	0.96	N	N
29	10	1986	B2	0.79	N	N	2	11	1986	B1	0.9	N	N
29	10	1986	B3	0.91	N	N	2	11	1986	B2	0.87	N	N
29	10	1986	C1	0.83	N	N	2	11	1986	B3	0.9	N	N
29	10	1986	C2	0.69	N	Y	2	11	1986	C1	0.89	N	N
29	10	1986	C3	0.91	N	N	2	11	1986	C2	1.03	N	N
29	10	1986	D1	0.96	N	N	2	11	1986	C3	0.9	N	N
29	10	1986	D2	0.9	N	N	2	11	1986	D1	0.96	N	N
29	10	1986	D3	0.95	N	N	2	11	1986	D2	0.89	N	N
30	10	1986	A1	0.93	N	N	2	11	1986	D3	0.95	N	N
30	10	1986	A2	0.92	Y	N	3	11	1986	A1	0.9	N	N

52

Table 2. Daily Pond Measurements. Ayutthaya, Thailand, Cycle III, Wet Season

DAY	MONTH	YEAR	POND#	DEPTH	INFLOW	OVERFLOW	DAY	MONTH	YEAR	POND#	DEPTH	INFLOW	OVERFLOW
3	11	1986	A2	0.87	N	N	7	11	1986	A1	0.87	N	N
3	11	1986	A3	0.95	N	N	7	11	1986	A2	0.805	N	N
3	11	1986	B1	0.895	N	N	7	11	1986	A3	0.93	N	N
3	11	1986	B2	0.86	N	N	7	11	1986	B1	0.87	N	N
3	11	1986	B3	0.88	N	N	7	11	1986	B2	0.82	N	N
3	11	1986	C1	0.89	N	N	7	11	1986	B3	0.87	N	N
3	11	1986	C2	1.02	N	N	7	11	1986	C1	0.86	N	N
3	11	1986	C3	0.89	N	N	7	11	1986	C2	0.93	N	N
3	11	1986	D1	0.94	N	N	7	11	1986	C3	0.87	N	N
3	11	1986	D2	0.88	N	N	7	11	1986	D1	0.93	N	N
3	11	1986	D3	0.95	N	N	7	11	1986	D2	0.85	N	N
4	11	1986	A1	0.895	N	N	7	11	1986	D3	0.94	N	N
4	11	1986	A2	0.86	N	N	8	11	1986	A1	0.87	N	N
4	11	1986	A3	0.95	N	N	8	11	1986	A2	0.79	N	N
4	11	1986	B1	0.89	N	N	8	11	1986	A3	0.93	N	N
4	11	1986	B2	0.85	N	N	8	11	1986	B1	0.865	N	N
4	11	1986	B3	0.88	N	N	8	11	1986	B2	0.8	N	N
4	11	1986	C1	0.89	N	N	8	11	1986	B3	0.86	N	N
4	11	1986	C2	1.	N	N	8	11	1986	C1	0.85	N	N
4	11	1986	C3	0.89	N	N	8	11	1986	C2	0.91	N	N
4	11	1986	D1	0.95	N	N	8	11	1986	C3	0.86	N	N
4	11	1986	D2	0.88	N	N	8	11	1986	D1	0.92	N	N
4	11	1986	D3	0.95	N	N	8	11	1986	D2	0.84	N	N
5	11	1986	A1	0.89	N	N	8	11	1986	D3	0.94	N	N
5	11	1986	A2	0.84	N	N	9	11	1986	A1	0.865	N	N
5	11	1986	A3	0.94	N	N	9	11	1986	A2	0.77	N	N
5	11	1986	B1	0.885	N	N	9	11	1986	A3	0.92	N	N
5	11	1986	B2	0.84	N	N	9	11	1986	B1	0.855	N	N
5	11	1986	B3	0.88	N	N	9	11	1986	B2	0.79	N	N
5	11	1986	C1	0.87	N	N	9	11	1986	B3	0.85	N	N
5	11	1986	C2	0.98	N	N	9	11	1986	C1	0.84	N	N
5	11	1986	C3	0.88	N	N	9	11	1986	C2	0.9	N	N
5	11	1986	D1	0.94	N	N	9	11	1986	C3	0.86	N	N
5	11	1986	D2	0.87	N	N	9	11	1986	D1	0.91	N	N
5	11	1986	D3	0.94	N	N	9	11	1986	D2	0.84	N	N
6	11	1986	A1	0.88	N	N	9	11	1986	D3	0.94	N	N
6	11	1986	A2	0.83	N	N	10	11	1986	A1	0.85	N	N
6	11	1986	A3	0.94	N	N	10	11	1986	A2	0.75	N	N
6	11	1986	B1	0.88	N	N	10	11	1986	A3	0.915	N	N
6	11	1986	B2	0.83	N	N	10	11	1986	B1	0.85	N	N
6	11	1986	B3	0.87	N	N	10	11	1986	B2	0.78	N	N
6	11	1986	C1	0.87	N	N	10	11	1986	B3	0.84	N	N
6	11	1986	C2	0.96	N	N	10	11	1986	C1	0.83	N	N
6	11	1986	C3	0.87	N	N	10	11	1986	C2	0.88	N	N
6	11	1986	D1	0.93	N	N	10	11	1986	C3	0.85	N	N
6	11	1986	D2	0.86	N	N	10	11	1986	D1	0.91	N	N
6	11	1986	D3	0.94	N	N	10	11	1986	D2	0.82	N	N

Table 2. Daily Pond Measurements. Ayutthaya, Thailand, Cycle III, Wet Season

DAY	MONTH	YEAR	POND#	DEPTH	INFLOW	OVERFLOW	DAY	MONTH	YEAR	POND#	DEPTH	INFLOW	OVERFLOW
10	11	1986	D3	0.93	N	N	14	11	1986	D2	0.79	N	N
11	11	1986	A1	0.84	N	N	14	11	1986	D3	0.92	N	N
11	11	1986	A2	0.74	N	N	15	11	1986	A1	0.84	N	N
11	11	1986	A3	0.91	N	N	15	11	1986	A2	0.73	N	N
11	11	1986	B1	0.84	N	N	15	11	1986	A3	0.9	N	N
11	11	1986	B2	0.77	N	N	15	11	1986	B1	0.84	N	N
11	11	1986	B3	0.83	N	N	15	11	1986	B2	0.74	N	N
11	11	1986	C1	0.82	N	N	15	11	1986	B3	0.84	N	N
11	11	1986	C2	0.86	N	N	15	11	1986	C1	0.81	N	N
11	11	1986	C3	0.84	N	N	15	11	1986	C2	0.83	N	N
11	11	1986	D1	0.9	N	N	15	11	1986	C3	0.84	N	N
11	11	1986	D2	0.81	N	N	15	11	1986	D1	0.93	Y	N
11	11	1986	D3	0.93	N	N	15	11	1986	D2	0.8	N	N
12	11	1986	A1	0.83	N	N	15	11	1986	D3	0.93	N	N
12	11	1986	A2	0.73	N	N	16	11	1986	A1	0.94	Y	N
12	11	1986	A3	0.9	N	N	16	11	1986	A2	0.94	Y	N
12	11	1986	B1	0.835	N	N	16	11	1986	A3	0.92	Y	N
12	11	1986	B2	0.76	N	N	16	11	1986	B1	0.97	Y	N
12	11	1986	B3	0.83	N	N	16	11	1986	B2	0.91	Y	N
12	11	1986	C1	0.81	N	N	16	11	1986	B3	1.	Y	N
12	11	1986	C2	0.85	N	N	16	11	1986	C1	0.93	Y	N
12	11	1986	C3	0.83	N	N	16	11	1986	C2	1.1	Y	N
12	11	1986	D1	0.9	N	N	16	11	1986	C3	0.95	Y	N
12	11	1986	D2	0.81	N	N	16	11	1986	D1	0.99	Y	N
12	11	1986	D3	0.93	N	N	16	11	1986	D2	0.93	Y	N
13	11	1986	A1	0.825	N	N	16	11	1986	D3	0.94	Y	N
13	11	1986	A2	0.72	N	N	17	11	1986	A1	0.93	N	N
13	11	1986	A3	0.895	N	N	17	11	1986	A2	0.93	N	N
13	11	1986	B1	0.825	N	N	17	11	1986	A3	0.92	N	N
13	11	1986	B2	0.75	N	N	17	11	1986	B1	0.97	N	N
13	11	1986	B3	0.83	N	N	17	11	1986	B2	0.89	N	N
13	11	1986	C1	0.81	N	N	17	11	1986	B3	0.99	N	N
13	11	1986	C2	0.84	N	N	17	11	1986	C1	0.92	N	N
13	11	1986	C3	0.83	N	N	17	11	1986	C2	1.1	N	N
13	11	1986	D1	0.89	N	N	17	11	1986	C3	0.94	N	N
13	11	1986	D2	0.8	N	N	17	11	1986	D1	0.99	N	N
13	11	1986	D3	0.92	N	N	17	11	1986	D2	0.93	N	N
14	11	1986	A1	0.82	N	N	17	11	1986	D3	0.94	N	N
14	11	1986	A2	0.715	N	N	18	11	1986	A1	0.93	N	N
14	11	1986	A3	0.89	N	N	18	11	1986	A2	0.92	N	N
14	11	1986	B1	0.82	N	N	18	11	1986	A3	0.92	N	N
14	11	1986	B2	0.74	N	N	18	11	1986	B1	0.96	N	N
14	11	1986	B3	0.82	N	N	18	11	1986	B2	0.88	N	N
14	11	1986	C1	0.8	N	N	18	11	1986	B3	0.98	N	N
14	11	1986	C2	0.83	N	N	18	11	1986	C1	0.91	N	N
14	11	1986	C3	0.82	N	N	18	11	1986	C2	1.1	N	N
14	11	1986	D1	0.88	N	N	18	11	1986	C3	0.94	N	N

SB

Table 2. Daily Pond Measurements. Ayutthaya, Thailand, Cycle III, Wet Season

DAY	MONTH	YEAR	POND#	DEPTH	INFLOW	OVERFLOW	DAY	MONTH	YEAR	POND#	DEPTH	INFLOW	OVERFLOW
18	11	1986	D1	0.98	N	N	22	11	1986	C3	0.91	N	N
18	11	1986	D2	0.92	N	N	22	11	1986	D1	0.95	N	N
18	11	1986	D3	0.94	N	N	22	11	1986	D2	0.88	N	N
19	11	1986	A1	0.92	N	N	22	11	1986	D3	0.93	N	N
19	11	1986	A2	0.9	N	N	23	11	1986	A1	0.89	N	N
19	11	1986	A3	0.92	N	N	23	11	1986	A2	0.87	N	N
19	11	1986	B1	0.95	N	N	23	11	1986	A3	0.88	N	N
19	11	1986	B2	0.86	N	N	23	11	1986	B1	0.91	N	N
19	11	1986	B3	0.97	N	N	23	11	1986	B2	0.81	N	N
19	11	1986	C1	0.9	N	N	23	11	1986	B3	0.94	N	N
19	11	1986	C2	0.96	N	Y	23	11	1986	C1	0.85	N	N
19	11	1986	C3	0.93	N	N	23	11	1986	C2	0.95	N	N
19	11	1986	D1	0.98	N	N	23	11	1986	C3	0.9	N	N
19	11	1986	D2	0.92	N	N	23	11	1986	D1	0.95	N	N
19	11	1986	D3	0.94	N	N	23	11	1986	D2	0.87	N	N
20	11	1986	A1	0.91	N	N	23	11	1986	D3	0.93	N	N
20	11	1986	A2	0.895	N	N	24	11	1986	A1	0.88	N	N
20	11	1986	A3	0.91	N	N	24	11	1986	A2	0.85	N	N
20	11	1986	B1	0.94	N	N	24	11	1986	A3	0.88	N	N
20	11	1986	B2	0.85	N	N	24	11	1986	B1	0.9	N	N
20	11	1986	B3	0.96	N	N	24	11	1986	B2	0.81	N	N
20	11	1986	C1	0.89	N	N	24	11	1986	B3	0.93	N	N
20	11	1986	C2	0.91	N	Y	24	11	1986	C1	0.84	N	N
20	11	1986	C3	0.92	N	N	24	11	1986	C2	0.94	N	N
20	11	1986	D1	0.97	N	N	24	11	1986	C3	0.89	N	N
20	11	1986	D2	0.91	N	N	24	11	1986	D1	0.94	N	N
20	11	1986	D3	0.94	N	N	24	11	1986	D2	0.87	N	N
21	11	1986	A1	0.9	N	N	24	11	1986	D3	0.93	N	N
21	11	1986	A2	0.89	N	N	25	11	1986	A1	0.87	N	N
21	11	1986	A3	0.9	N	N	25	11	1986	A2	0.84	N	N
21	11	1986	B1	0.93	N	N	25	11	1986	A3	0.88	N	N
21	11	1986	B2	0.84	N	N	25	11	1986	B1	0.89	N	N
21	11	1986	B3	0.95	N	N	25	11	1986	B2	0.8	N	N
21	11	1986	C1	0.87	N	N	25	11	1986	B3	0.93	N	N
21	11	1986	C2	0.98	Y	N	25	11	1986	C1	0.83	N	N
21	11	1986	C3	0.91	N	N	25	11	1986	C2	0.93	N	N
21	11	1986	D1	0.96	N	N	25	11	1986	C3	0.89	N	N
21	11	1986	D2	0.9	N	N	25	11	1986	D1	0.94	N	N
21	11	1986	D3	0.94	N	N	25	11	1986	D2	0.86	N	N
22	11	1986	A1	0.9	N	N	25	11	1986	D3	0.92	N	N
22	11	1986	A2	0.88	N	N	26	11	1986	A1	0.86	N	N
22	11	1986	A3	0.89	N	N	26	11	1986	A2	0.83	N	N
22	11	1986	B1	0.92	N	N	26	11	1986	A3	0.88	N	N
22	11	1986	B2	0.82	N	N	26	11	1986	B1	0.89	N	N
22	11	1986	B3	0.95	N	N	26	11	1986	B2	0.79	N	N
22	11	1986	C1	0.86	N	N	26	11	1986	B3	0.92	N	N
22	11	1986	C2	0.96	N	N	26	11	1986	C1	0.82	N	N

Table 2. Daily Pond Measurements. Ayutthaya, Thailand, Cycle III, Wet Season

DAY	MONTH	YEAR	POND#	DEPTH	INFLOW	OVERFLOW	DAY	MONTH	YEAR	POND#	DEPTH	INFLOW	OVERFLOW
26	11	1986	C2	0.92	N	N	30	11	1986	C1	0.94	Y	N
26	11	1986	C3	0.88	N	N	30	11	1986	C2	0.97	Y	N
26	11	1986	D1	0.93	N	N	30	11	1986	C3	0.93	Y	N
26	11	1986	D2	0.84	N	N	30	11	1986	D1	0.97	Y	N
26	11	1986	D3	0.92	N	N	30	11	1986	D2	0.91	Y	N
27	11	1986	A1	0.85	N	N	30	11	1986	D3	0.95	Y	N
27	11	1986	A2	0.82	N	N	1	12	1986	A1	0.93	N	N
27	11	1986	A3	0.88	N	N	1	12	1986	A2	0.92	N	N
27	11	1986	B1	0.87	N	N	1	12	1986	A3	0.94	N	N
27	11	1986	B2	0.79	N	N	1	12	1986	B1	0.92	N	N
27	11	1986	B3	0.91	N	N	1	12	1986	B2	0.93	N	N
27	11	1986	C1	0.81	N	N	1	12	1986	B3	0.94	N	N
27	11	1986	C2	0.91	N	N	1	12	1986	C1	0.91	N	N
27	11	1986	C3	0.87	N	N	1	12	1986	C2	0.97	N	N
27	11	1986	D1	0.93	N	N	1	12	1986	C3	0.92	N	N
27	11	1986	D2	0.83	N	N	1	12	1986	D1	0.96	N	N
27	11	1986	D3	0.91	N	N	1	12	1986	D2	0.9	N	N
28	11	1986	A1	0.84	N	N	1	12	1986	D3	0.94	N	N
28	11	1986	A2	0.815	N	N	2	12	1986	A1	0.93	N	N
28	11	1986	A3	0.87	N	N	2	12	1986	A2	0.91	N	N
28	11	1986	B1	0.87	N	N	2	12	1986	A3	0.94	N	N
28	11	1986	B2	0.77	N	N	2	12	1986	B1	0.91	N	N
28	11	1986	B3	0.9	N	N	2	12	1986	B2	0.91	N	N
28	11	1986	C1	0.8	N	N	2	12	1986	B3	0.94	N	N
28	11	1986	C2	0.9	N	N	2	12	1986	C1	0.9	N	N
28	11	1986	C3	0.86	N	N	2	12	1986	C2	0.97	N	N
28	11	1986	D1	0.92	N	N	2	12	1986	C3	0.92	N	N
28	11	1986	D2	0.82	N	N	2	12	1986	D1	0.96	N	N
28	11	1986	D3	0.91	N	N	2	12	1986	D2	0.89	N	N
29	11	1986	A1	0.83	N	N	2	12	1986	D3	0.94	N	N
29	11	1986	A2	0.8	N	N	3	12	1986	A1	0.92	N	N
29	11	1986	A3	0.86	N	N	3	12	1986	A2	0.9	N	N
29	11	1986	B1	0.86	N	N	3	12	1986	A3	0.93	N	N
29	11	1986	B2	0.77	N	N	3	12	1986	B1	0.91	N	N
29	11	1986	B3	0.9	N	N	3	12	1986	B2	0.9	N	N
29	11	1986	C1	0.78	N	N	3	12	1986	B3	0.93	N	N
29	11	1986	C2	0.89	N	N	3	12	1986	C1	0.89	N	N
29	11	1986	C3	0.85	N	N	3	12	1986	C2	0.96	N	N
29	11	1986	D1	0.93	N	N	3	12	1986	C3	0.91	N	N
29	11	1986	D2	0.81	N	N	3	12	1986	D1	0.96	N	N
29	11	1986	D3	0.91	N	N	3	12	1986	D2	0.88	N	N
30	11	1986	A1	0.94	Y	N	3	12	1986	D3	0.93	N	N
30	11	1986	A2	0.935	Y	N	4	12	1986	A1	0.93	N	N
30	11	1986	A3	0.95	Y	N	4	12	1986	A2	0.91	N	N
30	11	1986	B1	0.92	Y	N	4	12	1986	A3	0.94	N	N
30	11	1986	B2	0.94	Y	N	4	12	1986	B1	0.92	N	N
30	11	1986	B3	0.96	Y	N	4	12	1986	B2	0.91	N	N

60

Table 2. Daily Pond Measurements. Ayutthaya, Thailand, Cycle III, Wet Season

DAY	MONTH	YEAR	POND#	DEPTH	INFLOW	OVERFLOW	DAY	MONTH	YEAR	POND#	DEPTH	INFLOW	OVERFLOW
4	12	1986	B3	0.94	N	N	8	12	1986	B2	0.88	N	N
4	12	1986	C1	0.89	N	N	8	12	1986	B3	0.91	N	N
4	12	1986	C2	0.97	N	N	8	12	1986	C1	0.87	N	N
4	12	1986	C3	0.92	N	N	8	12	1986	C2	0.95	N	N
4	12	1986	D1	0.97	N	N	8	12	1986	C3	0.91	N	N
4	12	1986	D2	0.89	N	N	8	12	1986	D1	0.95	N	N
4	12	1986	D3	0.94	N	N	8	12	1986	D2	0.87	N	N
5	12	1986	A1	0.92	N	N	8	12	1986	D3	0.94	N	N
5	12	1986	A2	0.9	N	N	9	12	1986	A1	0.91	N	N
5	12	1986	A3	0.94	N	N	9	12	1986	A2	0.87	N	N
5	12	1986	B1	0.91	N	N	9	12	1986	A3	0.93	N	N
5	12	1986	B2	0.9	N	N	9	12	1986	B1	0.9	N	N
5	12	1986	B3	0.93	N	N	9	12	1986	B2	0.87	N	N
5	12	1986	C1	0.88	N	N	9	12	1986	B3	0.91	N	N
5	12	1986	C2	0.96	N	N	9	12	1986	C1	0.86	N	N
5	12	1986	C3	0.92	N	N	9	12	1986	C2	0.96	N	N
5	12	1986	D1	0.96	N	N	9	12	1986	C3	0.91	N	N
5	12	1986	D2	0.89	N	N	9	12	1986	D1	0.96	N	N
5	12	1986	D3	0.94	N	N	9	12	1986	D2	0.87	N	N
6	12	1986	A1	0.92	N	N	9	12	1986	D3	0.94	N	N
6	12	1986	A2	0.89	N	N	10	12	1986	A1	0.91	N	N
6	12	1986	A3	0.93	N	N	10	12	1986	A2	0.86	N	N
6	12	1986	B1	0.91	N	N	10	12	1986	A3	0.92	N	N
6	12	1986	B2	0.89	N	N	10	12	1986	B1	0.89	N	N
6	12	1986	B3	0.92	N	N	10	12	1986	B2	0.86	N	N
6	12	1986	C1	0.87	N	N	10	12	1986	B3	0.9	N	N
6	12	1986	C2	0.96	N	N	10	12	1986	C1	0.85	N	N
6	12	1986	C3	0.91	N	N	10	12	1986	C2	0.95	N	N
6	12	1986	D1	0.95	N	N	10	12	1986	C3	0.9	N	N
6	12	1986	D2	0.88	N	N	10	12	1986	D1	0.93	N	N
6	12	1986	D3	0.94	N	N	10	12	1986	D2	0.86	N	N
7	12	1986	A1	0.92	N	N	10	12	1986	D3	0.94	N	N
7	12	1986	A2	0.88	N	N	11	12	1986	A1	0.9	N	N
7	12	1986	A3	0.93	N	N	11	12	1986	A2	0.85	N	N
7	12	1986	B1	0.91	N	N	11	12	1986	A3	0.91	N	N
7	12	1986	B2	0.88	N	N	11	12	1986	B1	0.89	N	N
7	12	1986	B3	0.91	N	N	11	12	1986	B2	0.85	N	N
7	12	1986	C1	0.87	N	N	11	12	1986	B3	0.9	N	N
7	12	1986	C2	0.95	N	N	11	12	1986	C1	0.84	N	N
7	12	1986	C3	0.9	N	N	11	12	1986	C2	0.94	N	N
7	12	1986	D1	0.95	N	N	11	12	1986	C3	0.89	N	N
7	12	1986	D2	0.87	N	N	11	12	1986	D1	0.95	N	N
7	12	1986	D3	0.94	N	N	11	12	1986	D2	0.85	N	N
8	12	1986	A1	0.92	N	N	11	12	1986	D3	0.93	N	N
8	12	1986	A2	0.88	N	N	12	12	1986	A1	0.89	N	N
8	12	1986	A3	0.93	N	N	12	12	1986	A2	0.85	N	N
8	12	1986	B1	0.9	N	N	12	12	1986	A3	0.9	N	N

Table 2. Daily Pond Measurements. Ayutthaya, Thailand, Cycle III, Wet Season

DAY	MONTH	YEAR	POND#	DEPTH	INFLOW	OVERFLOW	DAY	MONTH	YEAR	POND#	DEPTH	INFLOW	OVERFLOW
12	12	1986	B1	0.88	N	N	16	12	1986	A3	0.88	N	N
12	12	1986	B2	0.85	N	N	16	12	1986	B1	0.86	N	N
12	12	1986	B3	0.89	N	N	16	12	1986	B2	0.8	N	N
12	12	1986	C1	0.83	N	N	16	12	1986	B3	0.86	N	N
12	12	1986	C2	0.94	N	N	16	12	1986	C1	0.8	N	N
12	12	1986	C3	0.89	N	N	16	12	1986	C2	0.9	N	N
12	12	1986	D1	0.95	N	N	16	12	1986	C3	0.86	N	N
12	12	1986	D2	0.85	N	N	16	12	1986	D1	0.92	N	N
12	12	1986	D3	0.93	N	N	16	12	1986	D2	0.81	N	N
13	12	1986	A1	0.88	N	N	16	12	1986	D3	0.9	N	N
13	12	1986	A2	0.84	N	N	17	12	1986	A1	0.85	N	N
13	12	1986	A3	0.9	N	N	17	12	1986	A2	0.81	N	N
13	12	1986	B1	0.88	N	N	17	12	1986	A3	0.88	N	N
13	12	1986	B2	0.84	N	N	17	12	1986	B1	0.85	N	N
13	12	1986	B3	0.88	N	N	17	12	1986	B2	0.8	N	N
13	12	1986	C1	0.83	N	N	17	12	1986	B3	0.86	N	N
13	12	1986	C2	0.93	N	N	17	12	1986	C1	0.8	N	N
13	12	1986	C3	0.88	N	N	17	12	1986	C2	0.9	N	N
13	12	1986	D1	0.93	N	N	17	12	1986	C3	0.86	N	N
13	12	1986	D2	0.84	N	N	17	12	1986	D1	0.92	N	N
13	12	1986	D3	0.92	N	N	17	12	1986	D2	0.81	N	N
14	12	1986	A1	0.88	N	N	17	12	1986	D3	0.9	N	N
14	12	1986	A2	0.83	N	N	18	12	1986	A1	0.84	N	N
14	12	1986	A3	0.89	N	N	18	12	1986	A2	0.8	N	N
14	12	1986	B1	0.87	N	N	18	12	1986	A3	0.88	N	N
14	12	1986	B2	0.82	N	N	18	12	1986	B1	0.84	N	N
14	12	1986	B3	0.88	N	N	18	12	1986	B2	0.79	N	N
14	12	1986	C1	0.82	N	N	18	12	1986	B3	0.86	N	N
14	12	1986	C2	0.92	N	N	18	12	1986	C1	0.79	N	N
14	12	1986	C3	0.88	N	N	18	12	1986	C2	0.89	N	N
14	12	1986	D1	0.93	N	N	18	12	1986	C3	0.85	N	N
14	12	1986	D2	0.83	N	N	18	12	1986	D1	0.91	N	N
14	12	1986	D3	0.92	N	N	18	12	1986	D2	0.8	N	N
15	12	1986	A1	0.87	N	N	18	12	1986	D3	0.9	N	N
15	12	1986	A2	0.83	N	N	19	12	1986	A1	0.84	N	N
15	12	1986	A3	0.89	N	N	19	12	1986	A2	0.79	N	N
15	12	1986	B1	0.86	N	N	19	12	1986	A3	0.87	N	N
15	12	1986	B2	0.81	N	N	19	12	1986	B1	0.84	N	N
15	12	1986	B3	0.87	N	N	19	12	1986	B2	0.78	N	N
15	12	1986	C1	0.81	N	N	19	12	1986	B3	0.85	N	N
15	12	1986	C2	0.91	N	N	19	12	1986	C1	0.78	N	N
15	12	1986	C3	0.87	N	N	19	12	1986	C2	0.88	N	N
15	12	1986	D1	0.92	N	N	19	12	1986	C3	0.85	N	N
15	12	1986	D2	0.82	N	N	19	12	1986	D1	0.91	N	N
15	12	1986	D3	0.91	N	N	19	12	1986	D2	0.79	N	N
16	12	1986	A1	0.86	N	N	19	12	1986	D3	0.89	N	N
16	12	1986	A2	0.82	N	N	20	12	1986	A1	0.83	N	N

Table 2. Daily Pond Measurements. Ayutthaya, Thailand, Cycle III, Wet Season

DAY	MONTH	YEAR	POND#	DEPTH	INFLOW	OVERFLOW	DAY	MONTH	YEAR	POND#	DEPTH	INFLOW	OVERFLOW
20	12	1986	A2	0.78	N	N	24	12	1986	A1	0.9	N	N
20	12	1986	A3	0.87	N	N	24	12	1986	A2	0.89	N	N
20	12	1986	B1	0.83	N	N	24	12	1986	A3	0.9	N	N
20	12	1986	B2	0.77	N	N	24	12	1986	B1	0.9	N	N
20	12	1986	B3	0.84	N	N	24	12	1986	B2	0.88	N	N
20	12	1986	C1	0.78	N	N	24	12	1986	B3	0.88	N	N
20	12	1986	C2	0.87	N	N	24	12	1986	C1	0.88	N	N
20	12	1986	C3	0.84	N	N	24	12	1986	C2	0.88	N	N
20	12	1986	D1	0.9	N	N	24	12	1986	C3	0.89	N	N
20	12	1986	D2	0.78	N	N	24	12	1986	D1	0.88	N	N
20	12	1986	D3	0.89	N	N	24	12	1986	D2	0.88	N	N
21	12	1986	A1	0.92	Y	N	24	12	1986	D3	0.91	N	N
21	12	1986	A2	0.91	Y	N	25	12	1986	A1	0.89	N	N
21	12	1986	A3	0.91	Y	N	25	12	1986	A2	0.88	N	N
21	12	1986	B1	0.91	Y	N	25	12	1986	A3	0.89	N	N
21	12	1986	B2	0.92	Y	N	25	12	1986	B1	0.89	N	N
21	12	1986	B3	0.9	Y	N	25	12	1986	B2	0.87	N	N
21	12	1986	C1	0.91	Y	N	25	12	1986	B3	0.88	N	N
21	12	1986	C2	0.9	Y	N	25	12	1986	C1	0.87	N	N
21	12	1986	C3	0.91	Y	N	25	12	1986	C2	0.86	N	N
21	12	1986	D1	0.9	N	N	25	12	1986	C3	0.88	N	N
21	12	1986	D2	0.91	N	N	25	12	1986	D1	0.88	N	N
21	12	1986	D3	0.91	Y	N	25	12	1986	D2	0.88	N	N
22	12	1986	A1	0.92	N	N	25	12	1986	D3	0.9	N	N
22	12	1986	A2	0.9	N	N	26	12	1986	A1	0.89	N	N
22	12	1986	A3	0.91	N	N	26	12	1986	A2	0.86	N	N
22	12	1986	B1	0.91	N	N	26	12	1986	A3	0.89	N	N
22	12	1986	B2	0.91	N	N	26	12	1986	B1	0.89	N	N
22	12	1986	B3	0.89	N	N	26	12	1986	B2	0.86	N	N
22	12	1986	C1	0.9	N	N	26	12	1986	B3	0.88	N	N
22	12	1986	C2	0.89	N	N	26	12	1986	C1	0.86	N	N
22	12	1986	C3	0.9	N	N	26	12	1986	C2	0.86	N	N
22	12	1986	D1	0.89	N	N	26	12	1986	C3	0.88	N	N
22	12	1986	D2	0.9	N	N	26	12	1986	D1	0.88	N	N
22	12	1986	D3	0.91	N	N	26	12	1986	D2	0.87	N	N
23	12	1986	A1	0.91	N	N	26	12	1986	D3	0.9	N	N
23	12	1986	A2	0.89	N	N	27	12	1986	A1	0.88	N	N
23	12	1986	A3	0.91	N	N	27	12	1986	A2	0.85	N	N
23	12	1986	B1	0.91	N	N	27	12	1986	A3	0.88	N	N
23	12	1986	B2	0.9	N	N	27	12	1986	B1	0.88	N	N
23	12	1986	B3	0.89	N	N	27	12	1986	B2	0.85	N	N
23	12	1986	C1	0.9	N	N	27	12	1986	B3	0.87	N	N
23	12	1986	C2	0.89	N	N	27	12	1986	C1	0.85	N	N
23	12	1986	C3	0.9	N	N	27	12	1986	C2	0.85	N	N
23	12	1986	D1	0.88	N	N	27	12	1986	C3	0.87	N	N
23	12	1986	D2	0.9	N	N	27	12	1986	D1	0.87	N	N
23	12	1986	D3	0.91	N	N	27	12	1986	D2	0.86	N	N

Table 2. Daily Pond Measurements. Ayutthaya, Thailand, Cycle III, Wet Season

DAY	MONTH	YEAR	POND#	DEPTH	INFLOW	OVERFLOW
27	12	1986	D3	0.89	N	N
28	12	1986	A1	0.87	N	N
28	12	1986	A2	0.84	N	N
28	12	1986	A3	0.87	N	N
28	12	1986	B1	0.87	N	N
28	12	1986	B2	0.85	N	N
28	12	1986	B3	0.86	N	N
28	12	1986	C1	0.84	N	N
28	12	1986	C2	0.84	N	N
28	12	1986	C3	0.87	N	N
28	12	1986	D1	0.86	N	N
28	12	1986	D2	0.85	N	N
28	12	1986	D3	0.88	N	N

14

Table 3. Weekly and Twice-Weekly Measurements. Ayutthaya, Thailand, Cycle III, Dry Season

DAY	MO.	YEAR	EXTRA DATA?	POND#	DO TIME	DO @ TOP	DO @ MID	DO @ BOTTOM	WATER TEMP				ALK.	HARD.	pH	KJELDHAL N					TOTAL N02-N	TOTAL P	ORTHO P04-P	SECHII DISK A	SECHII DISK B	CHLOROPHYLL A	
									@ TOP	@ MID	@ BOTTOM	TOP-MAX				BOT-MAX	TOP-MIN	BOT-MIN	N	N03-N							N02-N
31	3	1986	Y	C1	1400	8.8	7.1	4.6	34.	31.	30.			152.	296.	8.4	0.79	0.05	0.	0.	1.74	1.61	21.	21.	45.4		
31	3	1986	Y	C2	1400	14.7	14.3	7.	34.	31.	29.5			168.	408.	9.4	1.49	0.04	0.	0.01	0.42	0.17	20.	20.	66.8		
31	3	1986	Y	C3	1400	16.3	17.4	10.	33.5	31.	29.5	34.	32.5	29.	28.5	224.	392.	8.9	1.16	0.05	0.	0.	0.22	0.05	23.	23.	109.5
31	3	1986	Y	D1	1400	10.8	7.9	2.8	34.	31.	29.			232.	428.	8.7	1.03	0.05	0.	0.01	1.71	1.55	17.	17.	50.7		
31	3	1986	Y	D2	1400	8.6	8.5	3.5	33.5	31.	29.5			180.	336.	8.6	1.16	0.04	0.	0.	0.44	0.28	20.	20.	18.7		
31	3	1986	Y	D3	1400	9.9	7.9	1.7	34.	31.	29.			188.	300.	8.4	0.97	0.07	0.	0.	0.86	0.54	17.	17.	50.7		
8	4	1986	Y	A1	700	4.5	4.5	4.5	27.	27.	27.			164.	368.	8.4	1.1	0.04	0.	0.04	1.21	1.1	39.	39.	37.4		
8	4	1986	Y	A2	700	4.9	4.7	4.6	28.2	28.2	28.2			92.	268.	8.6	1.9	0.02	0.	0.02	0.15	0.04	27.	27.	120.2		
8	4	1986	Y	A3	700	3.5	3.5	3.5	28.2	28.2	28.2			156.	292.	8.3	1.9	0.03	0.	0.02	0.12	0.07	26.	26.	13.4		
8	4	1986	Y	B1	700	4.3	4.3	4.3	27.2	27.2	27.2	35.	34.	27.5	27.5	140.	344.	8.7	1.4	0.04	0.	0.03	0.93	0.86	29.	29.	26.7
8	4	1986	Y	B2	700	5.	5.	5.	28.	28.	28.			108.	296.	8.5	1.5	0.02	0.	0.02	0.18	0.1	35.	35.	40.1		
8	4	1986	Y	B3	700	2.3	2.2	2.1	28.2	28.2	28.2			120.	224.	7.8	1.7	0.09	0.01	0.04	0.26	0.16	30.	30.	53.4		
8	4	1986	Y	C1	700	3.5	3.5	3.5	28.2	28.2	28.2			142.	280.	8.	1.1	0.09	0.	0.02	1.47	1.19	34.	34.	32.		
8	4	1986	Y	C2	700	3.	3.	3.	28.2	28.2	28.2			136.	336.	8.6	2.7	0.	0.	0.02	0.31	0.14	25.	25.	146.9		
8	4	1986	Y	C3	700	3.45	3.4	3.2	27.	27.	27.	34.5	33.	28.	27.5	116.	360.	8.3	2.3	0.02	0.	0.05	0.2	0.13	31.	31.	72.
8	4	1986	Y	D1	700	3.	2.8	2.7	28.5	28.5	28.5			220.	392.	8.3	2.4	0.05	0.	0.	1.57	1.23	27.	27.	40.1		
8	4	1986	Y	D2	700	3.45	3.45	3.45	27.5	27.5	27.5	35.5	34.	27.	27.	140.	308.	8.2	1.3	0.02	0.	0.02	0.34	0.32	26.	26.	32.
8	4	1986	Y	D3	700	2.1	2.1	2.1	28.2	28.2	28.2			160.	280.	7.8	2.6	0.	0.	0.02	0.69	0.59	25.	25.	61.4		
15	4	1986	Y	A1	700	6.	5.9	5.9	29.5	29.5	29.5			172.	320.	8.6	1.4	0.05	0.	0.02	1.26	1.02	35.	35.	87.		
15	4	1986	Y	A2	700	5.9	6.	6.	30.	30.	30.			72.	220.	8.6	2.1	0.05	0.	0.02	0.13	0.01	35.	35.	93.5		
15	4	1986	Y	A3	700	3.4	3.4	3.4	29.	29.	29.			160.	252.	8.	1.8	0.04	0.	0.	0.21	0.06	26.	26.	50.7		
15	4	1986	Y	B1	700	4.6	4.6	4.6	29.5	29.5	29.5	34.5	34.5	29.	28.5	144.	328.	8.5	1.7	0.02	0.	0.01	0.96	0.82	35.	35.	106.8
15	4	1986	Y	B2	700	5.4	5.4	5.4	30.	30.	30.			108.	280.	8.6	1.6	0.04	0.	0.01	0.21	0.08	35.	35.	50.7		
15	4	1986	Y	B3	700	2.4	2.4	2.4	29.	29.	29.			128.	200.	7.7	1.7	0.07	0.	0.01	0.36	0.2	28.	28.	50.7		
15	4	1986	Y	C1	700	3.9	3.9	3.9	30.	30.	30.			156.	260.	8.1	1.2	0.06	0.	0.01	1.82	1.65	36.	36.	13.4		
15	4	1986	Y	C2	700	4.7	4.7	4.7	29.	29.	29.			152.	352.	8.9	2.1	0.03	0.	0.01	0.34	0.14	29.	29.	136.2		
15	4	1986	Y	C3	700	5.4	5.4	5.4	30.	30.	30.	35.5	35.5	29.	28.5	276.	356.	8.7	1.4	0.04	0.	0.	0.25	0.15	36.	36.	66.8
15	4	1986	Y	D1	700	3.4	3.4	3.4	29.5	29.5	29.5			272.	360.	8.8	2.6	0.03	0.	0.01	1.38	1.04	27.	27.	50.7		
15	4	1986	Y	D2	700	3.5	3.5	3.4	30.	30.	30.	36.	34.5	29.	29.5	172.	296.	8.3	1.9	0.03	0.	0.01	0.5	0.38	33.	33.	29.4
15	4	1986	Y	D3	700	2.8	2.8	2.9	29.	29.	29.			216.	240.	7.9	3.	0.03	0.	0.01	0.83	0.61	25.	25.	45.4		
22	4	1986	Y	A1	830	7.7	7.5	7.3	30.5	30.5	30.5			184.	340.	9.5	2.4	0.03	0.	0.03	0.53	0.46	34.	34.	21.4		
22	4	1986	Y	A2	830	5.6	5.5	5.2	31.	31.	31.			108.	244.	9.	1.7	0.03	0.	0.01	0.05	0.01	28.	28.	53.		
22	4	1986	Y	A3	830	4.9	4.8	4.	30.	30.	30.			172.	284.	8.4	1.7	0.01	0.	0.01	0.08	0.05	20.	20.	59.		
22	4	1986	Y	B1	830	5.2	4.9	3.3	30.2	30.2	30.2	36.	32.5	29.	28.5	184.	372.	9.	1.7	0.01	0.	0.01	1.1	1.03	24.	24.	59.
22	4	1986	Y	B2	830	4.2	4.	3.4	30.8	30.8	30.8			312.	276.	8.7	1.9	0.01	0.	0.01	0.13	0.1	26.	26.	37.		
22	4	1986	Y	B3	830	3.6	3.3	2.1	30.	30.	30.			148.	236.	8.1	2.	0.02	0.	0.01	0.21	0.14	23.	23.	37.4		
22	4	1986	Y	C1	830	4.8	4.6	4.	31.	31.	31.			152.	300.	8.7	1.5	0.01	0.	0.01	1.7	1.37	32.	32.	37.4		
22	4	1986	Y	C2	830	4.9	4.6	4.4	30.5	30.5	30.5			176.	384.	8.	2.9	0.03	0.	0.01	0.25	0.22	22.	22.	126.		
22	4	1986	Y	C3	830	4.	3.6	3.4	30.5	30.5	30.5	35.5	33.	30.	29.	104.	304.	8.7	2.7	0.22	0.	0.01	0.1	0.	26.	26.	83.
22	4	1986	Y	D1	830	5.	4.4	2.7	30.	30.	30.			256.	424.	9.2	2.4	0.01	0.	0.02	0.98	0.86	20.	20.	69.		
22	4	1986	Y	D2	830	3.6	3.	2.4	30.8	30.8	30.8	36.	34.	29.	29.5	160.	328.	8.4	1.5	0.02	0.	0.01	0.55	0.48	21.	21.	96.1
22	4	1986	Y	D3	830	3.	2.5	1.1	30.	30.	30.			212.	296.	8.1	2.3	0.02	0.	0.01	0.92	0.84	18.	18.	38.7		
29	4	1986	Y	A1	830	7.7	5.3	3.3	31.	31.	30.5			168.	328.	9.4	2.3	0.07	0.	0.	0.8	0.47	24.	24.	112.1		
29	4	1986	Y	A2	830	6.9	6.7	5.1	31.5	31.	31.			96.	244.	9.1	1.7	0.04	0.	0.01	0.17	0.02	35.	35.	59.		
29	4	1986	Y	A3	830	6.8	3.9	3.	31.	30.	30.			156.	248.	8.6	1.4	0.03	0.	0.02	0.28	0.03	20.	20.	94.		

Table 3. Weekly and Twice-Weekly Measurements. Ayutthaya, Thailand, Cycle III, Dry Season

DAY	MO.	YEAR	EXTRA DATA?	POND#	DO TIME	DO @ TOP	DO @ MID	DO @ BOTTOM	WATER	WATER	WATER	WATER	WATER	WATER	ALKAL.	HARD.	pH	KJELDAHL			TOTAL	TOTAL	ORTHO	SECHII	SECHII	CHLOR-	
									TEMP @ TOP	TEMP @ MID	TEMP @ BOTTON	TEMP @ TOP-MAX	TEMP @ BOT-MAX	TEMP @ TOP-MIN				TEMP @ BOT-MIN	N	NO3-N	NO2-N	NO3-N	NO3-N	P	PO4-P	A	B
29	4	1986	Y	B1	830	5.9	3.8	2.8	31.	30.5	30.5	36.	32.5	29.	28.5	172.	352.	9.	2.2	0.12	0.	0.	1.13	0.76	16.	16.	88.1
29	4	1986	Y	B2	830	5.4	4.6	3.4	31.	31.	30.5					144.	256.	8.8	1.8	0.06	0.	0.02	0.38	0.11	25.	25.	32.
29	4	1986	Y	B3	830	3.9	2.5	1.4	31.	30.	30.					152.	208.	8.2	1.8	0.1	0.	0.01	0.63	0.13	16.	16.	37.4
29	4	1986	Y	C1	830	5.8	4.1	3.2	31.5	31.	31.					156.	260.	8.9	2.	0.09	0.	0.01	1.56	1.25	24.	24.	66.8
29	4	1986	Y	C2	830	6.7	4.	3.	31.	30.5	30.					152.	336.	9.	2.5	0.12	0.	0.	0.23	0.15	25.	25.	195.
29	4	1986	Y	C3	830	5.1	4.	2.1	31.	31.	31.	36.	33.	29.5	29.	120.	296.	9.1	1.7	0.11	0.	0.	0.3	0.16	20.	20.	85.
29	4	1986	Y	D1	830	5.7	2.8	1.7	31.	30.	30.					248.	348.	9.2	1.9	0.03	0.	0.	1.23	0.7	18.	18.	110.
29	4	1986	Y	D2	830	4.3	2.7	1.4	31.5	31.	30.5	36.	34.	29.5	29.5	180.	288.	8.7	1.5	0.04	0.	0.01	0.67	0.47	18.	18.	53.4
29	4	1986	Y	D3	830	4.7	2.4	1.2	31.	30.5	30.					188.	284.	8.2	2.4	0.03	0.	0.01	0.76	0.48	15.	15.	202.9
6	5	1986	Y	A1	830	5.9	4.1	2.9	30.	30.	30.					144.	300.	8.7	1.42	0.03	0.	0.01	1.05	0.87	32.	32.	48.1
6	5	1986	Y	A2	830	7.	6.7	5.8	29.5	29.5	29.					104.	220.	8.9	1.66	0.01	0.	0.02	0.06	0.01	41.	41.	66.8
6	5	1986	Y	A3	830	8.	7.1	5.1	29.	28.5	28.5					132.	212.	8.5	2.44	0.04	0.	0.	0.08	0.01	24.	24.	94.
6	5	1986	Y	B1	830	4.7	3.2	2.7	29.5	29.5	29.5	37.5	32.	29.	29.	176.	360.	8.3	2.25	0.04	0.	0.01	1.02	0.88	25.	25.	66.8
6	5	1986	Y	B2	830	5.6	4.9	3.9	30.	30.	29.5					128.	256.	8.2	1.32	0.02	0.	0.	0.14	0.08	35.	35.	37.4
6	5	1986	Y	B3	830	4.2	2.	1.2	30.	30.	30.					128.	180.	8.	2.31	0.04	0.	0.	0.16	0.07	20.	20.	48.1
6	5	1986	Y	C1	830	5.9	4.3	3.3	29.	29.	28.5					148.	240.	8.2	1.14	0.04	0.	0.01	1.44	1.2	26.	26.	53.4
6	5	1986	Y	C2	830	7.2	5.2	3.3	29.5	29.	28.5					156.	332.	8.6	3.23	0.02	0.	0.01	0.32	0.23	28.	28.	125.5
6	5	1986	Y	C3	830	3.3	2.3	1.7	30.5	30.	30.	38.5	35.	29.	29.	132.	244.	8.3	1.99	0.05	0.	0.01	0.24	0.17	27.	27.	53.4
6	5	1986	Y	D1	830	6.8	4.	3.	30.	30.	30.					236.	352.	8.4	2.96	0.03	0.	0.01	1.24	1.06	24.	24.	80.1
6	5	1986	Y	D2	830	5.5	3.8	2.2	30.	29.5	29.5	36.	34.5	29.	29.	164.	316.	8.	2.01	0.02	0.	0.01	0.35	0.46	28.	28.	72.1
6	5	1986	Y	D3	830	3.6	3.	1.6	28.5	28.	28.					160.	244.	8.	2.88	0.04	0.	0.01	0.62	0.48	22.	22.	66.8
13	5	1986	Y	A1	600	5.9	5.8	5.8	29.8	29.8	29.5					152.	336.	9.1	1.25	0.03	0.	0.02	1.	0.7	25.	25.	72.1
13	5	1986	Y	A2	600	5.8	5.8	5.8	29.8	29.8	29.5					76.	272.	8.7	1.16	0.02	0.	0.02	0.13	0.01	35.	35.	37.4
13	5	1986	Y	A3	600	3.9	3.5	3.9	29.5	29.5	29.5					104.	296.	8.3	0.81	0.05	0.	0.03	0.17	0.	28.	28.	67.
13	5	1986	Y	B1	600	5.8	5.8	5.8	30.	27.5	27.5	36.	31.5	26.5	26.5	132.	320.	8.4	1.38	0.03	0.	0.01	0.67	0.51	35.	35.	29.4
13	5	1986	Y	B2	600	4.5	4.5	4.5	30.	27.5	27.5					100.	252.	8.5	0.51	0.08	0.	0.01	0.18	0.07	32.	32.	5.3
13	5	1986	Y	B3	600	2.8	2.8	2.8	29.2	29.2	29.2					112.	188.	8.	1.36	0.03	0.	0.02	0.21	0.05	22.	22.	32.
13	5	1986	Y	C1	600	4.	3.9	3.9	29.2	29.2	29.2					116.	252.	8.5	1.3	0.02	0.	0.01	1.33	1.22	30.	30.	10.7
13	5	1986	Y	C2	600	5.4	5.4	5.4	29.8	29.8	29.8					120.	312.	8.9	1.02	0.02	0.	0.02	0.34	0.15	33.	33.	69.4
13	5	1986	Y	C3	600	5.1	5.1	5.1	30.	30.	30.	35.	32.5	26.5	26.5	104.	332.	8.7	0.4	0.01	0.	0.02	0.26	0.08	35.	35.	88.1
13	5	1986	Y	D1	600	4.4	4.4	4.4	29.8	29.8	29.8					200.	400.	8.9	0.68	0.03	0.	0.01	1.21	0.92	31.	31.	74.8
13	5	1986	Y	D2	600	3.2	3.2	3.2	29.5	29.5	29.5	35.	32.5	26.5	26.5	124.	280.	8.4	0.51	0.03	0.	0.01	0.55	0.37	25.	25.	50.7
13	5	1986	Y	D3	600	2.1	2.1	2.1	29.5	29.5	29.5					140.	280.	8.1	1.44	0.05	0.	0.02	0.52	0.3	31.	31.	64.1
20	5	1986	Y	A1	830	6.	5.9	5.7	29.8	29.8	29.8					156.	372.	9.2	1.38	0.01	0.	0.	0.96	0.74	30.	30.	64.
20	5	1986	Y	A2	830	5.8	5.6	5.	29.8	29.8	29.8					96.	288.	8.9	1.09	0.02	0.	0.	0.09	0.01	28.	28.	72.
20	5	1986	Y	A3	830	6.2	5.8	4.1	30.	30.	30.					136.	348.	9.1	0.83	0.02	0.	0.	0.31	0.2	25.	25.	118.
20	5	1986	Y	B1	830	6.1	6.	5.9	30.	30.	30.	34.5	32.	29.	29.	148.	368.	9.	1.32	0.01	0.	0.01	0.73	0.57	24.	24.	56.
20	5	1986	Y	B2	830	6.5	6.2	5.7	29.8	29.8	29.8					124.	288.	9.	0.81	0.02	0.	0.	0.19	0.1	30.	30.	51.
20	5	1986	Y	B3	830	3.7	3.	1.4	29.8	29.8	29.8					120.	256.	8.2	0.44	0.	0.	0.	0.18	0.04	19.	19.	99.
20	5	1986	Y	C1	830	6.6	6.	4.7	30.	30.	30.					136.	296.	9.	0.81	0.01	0.	0.	1.5	1.2	26.	26.	80.
20	5	1986	Y	C2	830	7.2	6.8	5.4	30.	30.	30.					140.	352.	9.1	0.8	0.02	0.	0.	0.34	0.22	30.	30.	110.
20	5	1986	Y	C3	830	5.4	5.	4.4	29.8	29.8	29.8	35.	32.5	29.	28.5	120.	348.	9.	0.85	0.	0.	0.	0.18	0.05	24.	24.	91.
20	5	1986	Y	D1	830	5.2	4.1	3.	30.	30.	30.					212.	436.	9.	1.3	0.	0.	0.	1.29	0.94	19.	19.	118.
20	5	1986	Y	D2	830	4.7	3.7	2.7	29.2	29.2	29.2	35.	33.	29.	29.	148.	300.	8.5	1.36	0.01	0.	0.	0.85	0.65	20.	20.	72.
20	5	1986	Y	D3	830	3.5	2.8	1.3	30.	30.	30.					148.	272.	8.1	1.61	0.01	0.	0.	0.78	0.54	20.	20.	102.

Table 3. Weekly and Twice-Weekly Measurements. Ayutthaya, Thailand, Cycle III, Dry Season

DAY NO.	YEAR	DATA?	POND#	DO TIME	DO @ TOP	DO @ MID	DO @ BOTTOM	WATER TEMP @ TOP	WATER TEMP @ MID	WATER TEMP @ BOTTOM	WATER TEMP @ TOP-MAX	WATER TEMP @ BOT-MAX	WATER TEMP @ TOP-MIN	WATER TEMP @ BOT-MIN	ALKAL.	HARD.	pH	KJELDAHL					TOTAL	TOTAL	ORIND P04-P	SECHII DISK		CHLOR-OPHLL
																		N	NO3-N	NO2-N	NO3-N	NO3-N	P	A		B	A	
27	5	1986	Y A1	930	6.8	6.6	5.4	29.	29.	29.					184.	360.	8.9	1.34	0.05	0.	0.	0.75	0.58	25.	25.	74.8		
27	5	1986	Y A2	930	7.7	6.3	5.	29.8	29.5	29.2					108.	232.	8.5	0.77	0.04	0.	0.	0.05	0.01	24.	24.	80.		
27	5	1986	Y A3	930	6.8	5.7	4.8	29.8	29.2	29.					120.	244.	8.4	0.97	0.04	0.	0.	0.11	0.02	27.	27.	80.		
27	5	1986	Y B1	930	6.8	6.2	5.7	29.5	29.5	29.	33.5	31.5	28.	27.	176.	352.	8.8	0.98	0.03	0.	0.01	0.72	0.58	30.	30.	42.7		
27	5	1986	Y B2	930	6.7	6.1	4.7	29.5	29.	29.					156.	176.	8.6	0.35	0.02	0.	0.	0.16	0.08	26.	26.	50.7		
27	5	1986	Y B3	930	5.5	3.8	2.7	29.2	29.	28.5					144.	212.	8.2	0.07	0.04	0.	0.01	0.17	0.06	20.	20.	46.8		
27	5	1986	Y C1	930	9.8	9.4	7.5	29.5	29.2	29.					184.	260.	9.1	1.86	0.04	0.	0.	1.01	0.8	34.	34.	85.4		
27	5	1986	Y C2	930	6.4	4.4	3.2	30.	30.	29.8					160.	324.	8.7	1.46	0.04	0.	0.01	0.38	0.25	29.	29.	96.		
27	5	1986	Y C3	930	7.2	4.7	3.5	29.5	29.	29.	33.5	31.5	29.	27.	160.	328.	8.8	1.88	0.04	0.	0.	0.23	0.14	22.	22.	114.8		
27	5	1986	Y D1	930	6.6	3.4	2.6	29.8	29.5	29.					240.	388.	8.7	2.31	0.02	0.	0.	1.23	0.92	21.	21.	130.8		
27	5	1986	Y D2	930	4.1	3.	2.1	29.	29.	28.8	33.5	32.	28.	27.	176.	272.	8.3	1.05	0.02	0.	0.	0.97	0.79	22.	22.	53.4		
27	5	1986	Y D3	930	4.4	2.8	1.7	29.8	29.2	29.					180.	248.	7.9	1.3	0.	0.	0.01	1.08	0.94	26.	26.	66.8		
3	6	1986	Y A1	830	5.9	5.4	5.	30.	29.8	29.8					176.	416.	9.	2.5	0.07	0.	0.01	0.68	0.38	24.	24.	101.5		
3	6	1986	Y A2	830	6.4	6.2	5.8	30.	30.	30.					84.	272.	8.5	2.	0.04	0.	0.	0.14	0.01	25.	25.	74.8		
3	6	1986	Y A3	830	5.7	4.5	4.2	29.2	29.	29.					108.	288.	8.	1.5	0.04	0.	0.	0.2	0.01	17.	17.	131.		
3	6	1986	Y B1	830	8.5	7.9	7.4	30.	30.	29.8	35.5	33.	30.	29.	176.	396.	9.1	2.1	0.13	0.	0.	0.5	0.3	24.	24.	173.6		
3	6	1986	Y B2	830	7.	5.9	5.	29.8	29.8	29.8					100.	228.	8.4	2.7	0.02	0.	0.	0.19	0.03	22.	22.	128.2		
3	6	1986	Y B3	830	3.7	2.5	1.8	29.	29.	29.					144.	224.	7.9	1.9	0.03	0.	0.01	0.27	0.07	14.	14.	72.1		
3	6	1986	Y C1	830	7.9	7.5	6.7	29.8	29.8	29.8					140.	280.	9.3	3.3	0.03	0.	0.	0.52	0.26	24.	24.	235.		
3	6	1986	Y C2	830	6.9	6.	4.7	29.8	29.5	29.2					124.	336.	8.3	3.7	0.04	0.	0.	0.26	0.05	16.	16.	240.3		
3	6	1986	Y C3	830	5.1	4.2	3.8	29.8	29.8	29.5	35.	33.	29.5	29.	136.	356.	8.5	1.9	0.04	0.	0.01	0.3	0.1	21.	21.	162.9		
3	6	1986	Y D1	830	4.4	3.	2.6	29.2	29.2	29.					252.	408.	8.7	2.8	0.03	0.	0.01	1.36	0.77	16.	16.	189.6		
3	6	1986	Y D2	830	3.9	3.2	2.3	29.8	29.5	29.5	35.5	33.	29.5	30.	192.	332.	8.5	2.2	0.03	0.	0.01	0.96	0.68	18.	18.	106.8		
3	6	1986	Y D3	830	3.2	2.6	1.8	29.5	29.5	29.2					192.	276.	7.9	2.6	0.05	0.	0.01	1.34	0.93	23.	23.	72.		
10	6	1986	Y A1	830	5.9	4.2	3.1	30.	30.	28.8					192.	336.	8.8	1.6	0.05	0.	0.01	0.7	0.46	16.	16.	136.2		
10	6	1986	Y A2	830	8.2	7.	6.	31.	30.5	30.2					88.	212.	8.6	1.8	0.03	0.	0.	0.06	0.01	28.	28.	88.1		
10	6	1986	Y A3	830	8.2	4.1	1.9	30.	29.8	29.5					124.	244.	8.	1.3	0.03	0.	0.01	0.05	0.02	18.	18.	110.		
10	6	1986	Y B1	830	5.6	4.4	3.8	30.	30.	30.	35.5	33.5	29.5	28.5	128.	276.	8.8	0.7	0.12	0.	0.02	0.47	0.37	20.	20.	77.4		
10	6	1986	Y B2	830	6.6	5.3	4.2	30.8	30.5	30.2					104.	192.	8.7	0.2	0.04	0.	0.01	0.1	0.03	23.	23.	74.8		
10	6	1986	Y B3	830	4.2	2.8	1.9	30.	29.8	29.5					132.	212.	7.8	0.1	0.05	0.	0.01	0.14	0.07	16.	16.	58.7		
10	6	1986	Y C1	830	9.2	7.5	5.8	31.	30.5	30.5					140.	224.	9.1	0.8	0.03	0.	0.	0.62	0.45	31.	31.	144.2		
10	6	1986	Y C2	830	5.9	4.1	2.9	30.8	30.5	30.2					144.	292.	8.6	0.5	0.03	0.	0.	0.15	0.11	26.	26.	96.1		
10	6	1986	Y C3	830	7.1	6.1	5.6	30.8	30.5	30.2	35.5	33.5	29.5	28.5	128.	296.	8.5	0.7	0.04	0.	0.	0.07	0.03	24.	24.	106.8		
10	6	1986	Y D1	830	5.1	3.4	2.2	30.2	30.	30.					260.	372.	8.6	0.5	0.04	0.	0.01	1.18	0.95	24.	24.	74.8		
10	6	1986	Y D2	830	5.5	3.3	2.6	30.2	30.	30.	35.	34.	29.5	29.	172.	304.	8.6	0.02	0.04	0.	0.01	0.66	0.35	19.	19.	109.5		
10	6	1986	Y D3	830	4.6	3.1	2.6	30.5	30.2	30.					192.	272.	8.	0.4	0.04	0.	0.	1.03	0.95	24.	24.	40.1		
17	6	1986	Y A1	530	3.5	3.4	3.4	30.2	30.2	30.2					180.	388.	8.8	0.9	0.06	0.	0.03	0.85	0.59	16.	16.	133.5		
17	6	1986	Y A2	530	5.5	5.5	5.4	31.	31.	31.					76.	252.	8.5	0.7	0.04	0.	0.02	0.03	0.01	20.	20.	96.1		
17	6	1986	Y A3	530	3.1	3.1	3.1	31.	31.	31.					112.	268.	7.7	0.3	0.04	0.	0.01	0.06	0.02	21.	21.	136.		
17	6	1986	Y B1	530	5.5	5.4	5.4	30.2	30.2	30.2	35.	33.	28.	28.	136.	220.	8.7	0.5	0.04	0.	0.01	0.37	0.32	19.	19.	96.1		
17	6	1986	Y B2	530	3.4	3.4	3.3	31.	31.	31.					96.	212.	8.2	0.6	0.11	0.	0.01	0.13	0.05	17.	17.	53.4		
17	6	1986	Y B3	530	2.7	2.7	2.5	30.5	30.5	30.5					144.	224.	7.8	0.3	0.07	0.	0.01	0.13	0.07	15.	15.	74.8		
17	6	1986	Y C1	530	7.1	7.1	7.	32.	32.	32.					132.	264.	9.	0.7	0.08	0.	0.01	0.8	0.52	25.	25.	88.1		
17	6	1986	Y C2	530	3.5	3.4	3.4	31.	31.	31.					140.	320.	8.4	1.	0.09	0.	0.01	0.16	0.13	22.	22.	61.4		
17	6	1986	Y C3	530	9.2	9.	9.	30.5	30.5	30.5	35.5	33.5	30.	29.5	68.	276.	9.	1.4	0.08	0.	0.01	0.66	0.01	22.	22.	352.4		

Table 3. Weekly and Twice-Weekly Measurements. Ayutthaya, Thailand, Cycle III, Dry Season

DAY NO.	YEAR	EXTRA DATA?	POND#	DO TIME	DO @ TOP	DO @ MID	DO @ BOTTOM	WATER TEMP				ALKAL.	HARD.	pH	KJELDAHL			TOTAL			ORTHODI	DISK A	DISK B	CHLOROPHYLL A		
								TEMP @ TOP	TEMP @ MID	TEMP @ BOTTOM	TEMP @ TOP-MAX				TEMP @ BOT-MAX	TEMP @ TOP-MIN	TEMP @ BOT-MIN	N	NO3-N	NO2-N					NO3-N	TOTAL P
17	6	1986	Y D1	530	4.1	4.	4.	30.8	30.8	30.8				268.	380.	8.7	1.1	0.05	0.	0.01	0.9	0.59	17.	17.	126.2	
17	6	1986	Y D2	530	3.2	3.1	3.	30.9	30.9	30.9	36.	33.5	30.	30.	188.	296.	8.3	0.6	0.05	0.	0.01	0.76	0.66	18.	18.	61.4
17	6	1986	Y D3	530	2.5	2.5	2.5	31.	31.	31.				180.	280.	8.1	1.5	0.04	0.	0.01	0.97	0.93	21.	21.	74.8	
24	6	1986	Y A1	830	4.1	2.9	2.7	28.5	28.5	28.2				232.	352.	9.	1.8	0.01	0.	0.01	0.94	0.6	16.	16.	144.2	
24	6	1986	Y A2	830	6.8	5.4	4.5	29.5	29.2	29.2				112.	196.	8.9	2.5	0.01	0.	0.01	0.06	0.02	22.	22.	138.8	
24	6	1986	Y A3	830	5.9	4.9	3.3	29.	29.	29.				176.	232.	8.3	1.5	0.01	0.	0.01	0.05	0.01	21.	21.	96.	
24	6	1986	Y B1	830	7.	6.3	5.8	29.5	29.5	29.5	36.5	33.	29.	29.	176.	284.	9.1	2.	0.	0.	0.01	0.35	0.29	28.	28.	101.5
24	6	1986	Y B2	830	4.4	3.6	2.9	29.2	29.	29.				152.	196.	8.5	1.9	0.01	0.	0.	0.11	0.06	25.	25.	101.5	
24	6	1986	Y B3	830	3.3	2.3	1.9	28.8	28.5	28.2				192.	192.	7.9	1.5	0.01	0.	0.	0.13	0.06	15.	15.	80.1	
24	6	1986	Y C1	830	3.4	2.9	2.5	29.5	29.5	29.2				180.	228.	8.5	1.9	0.01	0.	0.01	1.05	1.	31.	31.	72.1	
24	6	1986	Y C2	830	5.5	5.	3.9	29.	29.	29.				220.	288.	8.7	2.	0.01	0.	0.01	0.18	0.15	26.	26.	53.4	
24	6	1986	Y C3	830	7.	5.5	5.	29.2	29.2	29.	36.	34.	29.5	23.	124.	244.	9.2	2.4	0.01	0.	0.	0.09	0.02	22.	22.	210.9
24	6	1986	Y D1	830	5.9	3.7	2.3	29.	28.8	28.8				296.	368.	8.9	2.2	0.01	0.	0.	0.89	0.56	21.	21.	128.2	
24	6	1986	Y D2	830	2.9	2.	1.6	29.	29.	28.8	36.5	34.	29.5	29.5	248.	284.	8.3	2.	0.01	0.	0.	0.87	0.71	19.	19.	66.8
24	6	1986	Y D3	830	4.8	3.8	2.4	29.	29.	28.8				236.	208.	8.5	2.5	0.02	0.	0.01	1.28	1.01	26.	26.	141.5	
1	7	1986	Y A1	830	5.1	4.2	3.5	29.5	29.	29.				212.	392.	8.8	1.4	0.04	0.	0.01	1.07	0.65	16.	16.	72.1	
1	7	1986	Y A2	830	7.8	6.	5.	30.	30.	29.8				72.	244.	9.	1.7	0.03	0.	0.01	0.07	0.03	20.	20.	168.2	
1	7	1986	Y A3	830	6.5	4.9	4.3	29.5	29.5	29.2				124.	252.	8.3	1.2	0.03	0.	0.01	0.06	0.01	23.	23.	104.	
1	7	1986	Y B1	830	6.1	5.7	5.7	30.	30.	30.	35.5	33.5	29.	28.5	148.	340.	8.7	1.6	0.02	0.	0.01	0.3	0.21	27.	27.	80.1
1	7	1986	Y B2	830	7.4	6.6	5.9	30.	30.	29.8				88.	196.	8.5	1.	0.02	0.	0.01	0.1	0.01	21.	21.	189.5	
1	7	1986	Y B3	830	5.7	3.6	3.2	29.	28.8	28.5				164.	216.	8.2	0.6	0.22	0.	0.02	0.16	0.05	18.	18.	136.2	
1	7	1986	Y C1	830	11.9	11.4	10.5	30.	30.	30.				168.	276.	9.4	1.5	0.02	0.	0.	0.68	0.36	29.	29.	251.	
1	7	1986	Y C2	830	4.8	3.6	2.6	30.	29.8	29.5				180.	356.	8.5	1.3	0.05	0.	0.02	0.27	0.18	25.	25.	80.1	
1	7	1986	Y C3	830	4.4	3.6	2.8	30.	30.	30.	35.5	33.5	29.5	28.	100.	284.	8.7	1.2	0.03	0.	0.01	0.14	0.03	25.	25.	133.5
1	7	1986	Y D1	830	4.8	3.7	2.8	30.	29.8	29.5				284.	396.	8.8	1.4	0.02	0.	0.	0.98	0.72	21.	21.	80.1	
1	7	1986	Y D2	830	5.3	3.4	3.	29.8	29.5	29.5	35.5	33.	29.	29.	220.	320.	8.7	0.9	0.02	0.	0.02	0.88	0.73	20.	20.	74.8
1	7	1986	Y D3	830	3.8	3.3	2.6	29.8	29.5	29.2				196.	264.	8.1	1.5	0.02	0.	0.02	1.66	1.42	23.	23.	88.1	

53

70

Table 3. Weekly and Twice-Weekly Measurements. Ayutthaya, Thailand, Cycle III, Wet Season

DAY NO.	YEAR	EXTRA DATA?	POND	DO TIME	DO @ TOP	DO @ MID	DO @ BOTTOM	WATER TEMP @ TOP	WATER TEMP @ MID	WATER TEMP @ BOTTOM	WATER TEMP @ TOP-MAX	WATER TEMP @ BOT-MAX	WATER TEMP @ TOP-MIN	WATER TEMP @ BOT-MIN	ALKA.	HARD.	pH	KJELDHAL					TOTAL N03-N	TOTAL P	ORTH0 P04-P	SECTII DISK A	SECTII DISK B	CHLOR-OPHLL A
																		N	N03-N	N02-N	N03-N	N03-N						
26	8	1986	Y C3	830	5.6	4.6	3.7	29.	29.	28.8	35.	33.5	29.	28.	148.	340.	8.1	1.06	0.01	0.	0.01	0.31	0.14	28.		63.3		
26	8	1986	Y D1	830	3.6	3.	2.4	29.2	29.2	29.					172.	336.	7.8	1.13	0.02	0.	0.01	1.5	1.4	27.		42.7		
26	8	1986	Y D2	830	5.	4.6	4.2	29.2	29.2	29.	36.	32.	29.	29.	152.	276.	8.2	1.03	0.	0.	0.01	1.08	0.85	24.		48.9		
26	8	1986	Y D3	830	3.5	1.6	1.2	29.2	29.2	29.					168.	260.	7.7	1.17	0.01	0.	0.01	1.12	0.94	24.		45.1		
2	9	1986	Y A1	830	5.2	5.1	4.9	30.5	30.2	30.2					120.	312.	7.8	0.83	0.09	0.	0.02	0.43	0.36	36.		23.8		
2	9	1986	Y A2	830	7.9	7.6	7.3	30.8	30.5	30.2					128.	272.	8.3	1.04	0.02	0.	0.01	0.1	0.	25.		44.		
2	9	1986	Y A3	830	5.8	4.5	3.5	30.5	30.	30.					140.	216.	8.2	1.09	0.02	0.	0.01	0.15	0.01	29.		57.		
2	9	1986	Y B1	830	5.4	5.2	5.	30.	30.	30.	34.	32.5	28.	27.5	156.	304.	8.3	0.95	0.01	0.	0.01	0.42	0.29	32.		18.		
2	9	1986	Y B2	830	6.2	6.1	5.8	30.8	30.5	30.2					124.	252.	8.1	0.75	0.02	0.	0.01	0.14	0.06	35.		12.		
2	9	1986	Y B3	830	6.2	4.6	3.8	30.	29.8	29.5					128.	220.	8.	1.07	0.02	0.	0.02	0.19	0.03	22.		64.		
2	9	1986	Y C1	830	5.1	4.8	3.9	30.5	30.2	30.2					140.	240.	8.	1.11	0.02	0.	0.01	1.03	0.99	30.		37.		
2	9	1986	Y C2	830	5.9	5.1	4.3	30.5	30.	30.					148.	328.	8.3	1.24	0.01	0.	0.01	0.45	0.3	25.		25.		
2	9	1986	Y C3	830	5.	4.2	3.9	29.8	29.8	29.5	34.5	32.5	29.	28.5	132.	256.	8.1	1.3	0.01	0.	0.01	0.24	0.18	21.		72.		
2	9	1986	Y D1	830	5.9	5.5	4.	30.2	30.	29.8					180.	356.	8.2	1.28	0.02	0.	0.01	1.36	1.35	25.		51.		
2	9	1986	Y D2	830	5.3	4.5	3.7	30.2	30.	29.8	35.	32.5	29.	28.5	140.	268.	8.2	1.21	0.02	0.	0.02	1.05	0.92	21.		32.		
2	9	1986	Y D3	830	4.8	3.2	2.2	30.5	30.2	29.8					180.	268.	7.9	1.41	0.03	0.	0.01	1.17	0.93	21.		61.		
9	9	1986	Y A1	830	6.	5.7	5.3	28.8	28.8	28.8					124.	344.	8.2	0.99	0.03	0.	0.03	0.41	0.33	42.		18.		
9	9	1986	Y A2	830	8.8	7.4	6.3	28.	28.	28.					92.	264.	8.7	1.28	0.01	0.	0.02	0.16	0.01	24.		128.		
9	9	1986	Y A3	830	8.6	7.6	5.3	28.2	28.	27.8					140.	240.	8.5	1.09	0.01	0.	0.02	0.21	0.02	25.		134.		
9	9	1986	Y B1	830	6.4	6.2	5.9	27.8	27.8	27.8	34.	32.	28.	27.	168.	332.	8.4	1.17	0.02	0.	0.02	0.41	0.05	32.		43.		
9	9	1986	Y B2	830	8.3	8.	7.6	28.2	28.2	28.2					132.	252.	8.5	1.62	0.02	0.	0.01	0.15	0.01	40.		56.		
9	9	1986	Y B3	830	9.9	7.9	5.6	28.	28.	27.8					124.	236.	8.6	1.5	0.03	0.	0.01	0.23	0.03	24.		161.		
9	9	1986	Y C1	830	6.3	5.8	5.2	28.2	28.	28.					140.	268.	8.3	1.05	0.01	0.	0.01	1.17	1.01	34.		49.		
9	9	1986	Y C2	830	5.6	4.6	3.9	28.2	27.8	27.8					176.	364.	8.	1.19	0.1	0.	0.02	0.53	0.38	25.		49.		
9	9	1986	Y C3	830	5.5	4.8	3.5	27.8	27.8	27.8	33.5	32.	28.	27.	164.	296.	8.	1.05	0.03	0.	0.02	0.35	0.21	24.		57.		
9	9	1986	Y D1	830	5.9	5.2	4.4	28.	28.	28.					216.	400.	8.3	1.53	0.03	0.	0.01	1.64	1.44	28.		57.		
9	9	1986	Y D2	830	6.6	5.5	4.6	28.2	28.	28.	34.	32.	28.5	27.5	164.	292.	8.5	1.99	0.02	0.	0.02	1.12	1.09	24.		65.		
9	9	1986	Y D3	830	6.1	4.2	2.7	28.	27.8	27.8					208.	280.	8.	1.7	0.01	0.	0.02	1.36	1.11	21.		26.		
16	9	1986	Y A1	930	5.4	5.3	5.	31.8	31.8	31.8					144.	376.	7.6	0.93	0.07	0.	0.03	0.41	0.31	43.		18.		
16	9	1986	Y A2	930	7.5	6.9	4.7	31.8	31.5	31.2					112.	308.	8.	1.4	0.07	0.	0.	0.14	0.01	27.		58.		
16	9	1986	Y A3	930	9.5	6.5	4.	32.	31.2	31.					120.	220.	8.	1.74	0.06	0.	0.01	0.29	0.02	27.		113.		
16	9	1986	Y B1	930	9.6	8.7	7.6	31.5	31.2	31.	37.	33.	28.	27.	184.	316.	8.5	1.51	0.08	0.	0.02	0.38	0.19	31.		65.		
16	9	1986	Y B2	930	9.3	9.	7.6	32.	31.8	31.5					120.	252.	8.4	1.35	0.05	0.	0.	0.16	0.04	31.		32.		
16	9	1986	Y B3	930	7.6	4.5	2.3	32.	31.2	31.					112.	224.	8.	1.96	0.04	0.	0.	0.3	0.06	27.		81.		
16	9	1986	Y C1	930	5.7	5.3	3.9	32.2	31.8	31.5					148.	276.	7.9	1.57	0.05	0.	0.02	1.3	1.06	33.		25.		
16	9	1986	Y C2	930	6.9	6.4	3.9	31.8	31.2	31.					172.	340.	7.8	1.35	0.04	0.	0.04	0.55	0.34	27.		99.		
16	9	1986	Y C3	930	6.1	4.9	3.5	31.7	31.2	31.	36.	33.	27.	26.	148.	288.	8.7	1.19	0.05	0.	0.01	0.41	0.23	27.		51.		
16	9	1986	Y D1	930	10.6	9.9	7.9	32.	31.5	31.2					216.	412.	8.3	2.31	0.04	0.	0.03	1.45	1.11	32.		82.		
16	9	1986	Y D2	930	8.4	7.8	5.8	32.	31.5	31.3	36.	34.	29.	28.	164.	300.	8.5	1.68	0.03	0.	0.04	1.19	0.89	27.		20.		
16	9	1986	Y D3	930	7.4	4.7	3.2	32.2	31.	30.8					220.	280.	7.9	2.43	0.08	0.	0.01	1.43	1.2	25.		128.		
23	9	1986	Y A1	830	5.6	5.6	5.3	31.	31.	31.					136.	372.	7.8	0.97	0.05	0.	0.01	0.41	0.28	37.		18.		
23	9	1986	Y A2	830	5.9	5.8	5.	30.8	30.5	30.5					100.	300.	7.8	0.93	0.03	0.	0.02	0.15	0.01	25.		37.		
23	9	1986	Y A3	830	7.9	6.1	4.3	30.8	30.5	30.2					104.	292.	8.1	1.4	0.04	0.	0.02	0.23	0.01	30.		140.		
23	9	1986	Y B1	830	6.5	6.4	5.8	30.8	30.8	30.5	38.	33.	30.	29.5	156.	344.	8.6	0.8	0.04	0.	0.01	0.35	0.19	30.		69.		
23	9	1986	Y B2	830	10.8	10.4	10.4	30.8	30.5	30.5					72.	240.	8.8	0.93	0.03	0.	0.02	0.21	0.	25.		200.		

Table 3. Weekly and Twice-Weekly Measurements. Ayutthaya, Thailand, Cycle III, Wet Season

DAY NO.	YEAR	EXTRA DATA?	POND#	DO TIME	DO @ TOP	DO @ MID	DO @ BOTTOM	WATER TEMP @ TOP	WATER TEMP @ MID	WATER TEMP @ BOTTOM	WATER TEMP @ TOP-MAX	WATER TEMP @ BOT-MAX	WATER TEMP @ TOP-MIN	WATER TEMP @ BOT-MIN	ALKA.	HARD.	pH	KJELDHAL				TOTAL N03-N	TOTAL P	ORTH0 P04-P	SECHII A	SECHII B	CHLOROPHYLL A
																		N	N03-N	N02-N	N03-N						
23	9	1986	Y B3	830	7.7	6.6	4.5	30.8	30.5	30.					96.	200.	8.2	1.14	0.04	0.	0.02	0.32	0.03	20.		160.	
23	9	1986	Y C1	830	7.4	7.	4.7	30.8	30.8	30.5					140.	292.	8.2	1.14	0.03	0.	0.	1.21	1.	26.		79.	
23	9	1986	Y C2	830	5.8	4.4	3.8	31.	30.5	30.2					164.	340.	7.8	1.01	0.04	0.	0.02	0.5	0.39	25.		36.	
23	9	1986	Y C3	830	5.8	5.8	4.8	30.8	30.8	30.5					156.	312.	8.2	1.12	0.06	0.	0.02	0.41	0.23	25.		36.	
23	9	1986	Y D1	830	10.8	9.4	7.5	30.8	30.5	30.2					196.	396.	8.9	1.84	0.21	0.	0.	0.99	0.59	20.		196.	
23	9	1986	Y D2	830	9.8	9.5	7.6	30.8	30.8	30.5					152.	272.	8.9	1.69	0.05	0.	0.01	0.98	0.53	19.		194.	
23	9	1986	Y D3	830	5.9	4.4	2.6	30.2	30.	29.8					216.	272.	8.2	1.24	0.04	0.	0.02	1.46	1.18	16.		114.	
30	9	1986	Y A1	845	6.8	6.7	6.3	30.2	30.2	30.					136.	336.	7.7	0.93	0.04	0.	0.03	0.3	0.21	40.		12.	
30	9	1986	Y A2	845	7.7	6.8	6.	30.2	30.	30.					92.	280.	7.8	0.9	0.04	0.	0.03	0.12	0.02	26.		57.	
30	9	1986	Y A3	845	7.4	4.7	3.7	30.2	29.8	29.8					104.	184.	7.9	1.18	0.04	0.	0.03	0.24	0.03	22.		95.	
30	9	1986	Y B1	845	6.3	5.9	5.5	30.2	30.	30.					144.	312.	8.2	0.9	0.03	0.	0.03	0.32	0.18	29.		43.	
30	9	1986	Y B2	845	5.6	4.7	3.8	30.2	30.	30.					76.	216.	7.9	1.33	0.16	0.	0.03	0.17	0.05	25.		51.	
30	9	1986	Y B3	845	7.2	5.9	3.6	30.2	30.	29.8					100.	200.	7.7	1.47	0.04	0.01	0.02	0.33	0.08	18.		145.	
30	9	1986	Y C1	845	8.	4.9	3.2	30.8	30.5	30.					128.	224.	8.6	1.65	0.04	0.	0.02	0.98	0.72	23.		95.	
30	9	1986	Y C2	845	6.5	5.6	4.4	30.8	30.2	30.					156.	300.	7.7	1.35	0.03	0.	0.02	0.48	0.3	23.		37.	
30	9	1986	Y C3	845	6.2	5.4	4.6	30.5	30.	30.					148.	300.	7.9	1.39	0.03	0.	0.01	0.3	0.15	30.		43.	
30	9	1986	Y D1	845	7.6	5.	2.6	30.2	30.	30.					172.	372.	8.1	1.77	0.08	0.	0.02	1.26	0.99	28.		95.	
30	9	1986	Y D2	845	6.1	3.9	2.5	30.8	30.	30.					128.	248.	8.1	1.89	0.07	0.	0.03	0.99	0.68	20.		114.	
30	9	1986	Y D3	845	6.9	5.7	3.5	30.	29.8	29.8					196.	250.	7.7	1.41	0.02	0.	0.02	1.3	0.99	20.		136.	
7	10	1986	Y A1	900	6.1	5.9	5.7	30.5	30.	30.					108.	344.	7.3	0.72	0.08	0.	0.03	0.24	0.14	35.		12.	
7	10	1986	Y A2	900	7.7	7.	5.2	30.	29.8	29.5					84.	260.	8.	0.86	0.04	0.	0.02	0.1	0.	21.		51.	
7	10	1986	Y A3	900	7.2	6.6	4.7	29.8	29.5	29.2					112.	260.	7.6	1.05	0.04	0.	0.02	0.23	0.02	19.		72.	
7	10	1986	Y B1	900	7.5	7.	6.2	30.2	29.8	29.8					116.	284.	8.	0.99	0.04	0.	0.02	0.26	0.07	26.		51.	
7	10	1986	Y B2	900	6.5	6.2	5.5	30.5	29.8	29.8					80.	232.	7.8	0.82	0.14	0.	0.03	0.15	0.02	28.		31.	
7	10	1986	Y B3	900	6.9	5.7	4.3	29.8	29.5	29.2					88.	212.	7.7	1.17	0.08	0.	0.03	0.28	0.03	17.		103.	
7	10	1986	Y C1	900	6.8	5.9	4.6	30.	29.8	29.5					96.	256.	7.9	1.05	0.04	0.	0.02	1.04	0.9	24.		58.	
7	10	1986	Y C2	900	6.8	5.6	4.1	29.8	29.5	29.2					124.	284.	7.6	1.01	0.06	0.	0.03	0.49	0.28	20.		50.	
7	10	1986	Y C3	900	6.4	5.7	4.8	30.	29.8	29.6					120.	336.	7.6	0.91	0.13	0.	0.03	0.28	0.11	26.		35.	
7	10	1986	Y D1	900	6.	5.4	3.1	30.2	29.8	29.5					152.	372.	7.5	1.52	0.05	0.	0.03	1.29	1.05	24.		100.	
7	10	1986	Y D2	900	6.4	5.8	4.1	30.2	29.8	29.5					104.	244.	7.8	1.17	0.04	0.	0.02	1.14	0.87	18.		94.	
7	10	1986	Y D3	900	7.	6.2	4.1	30.	29.8	29.5					168.	316.	7.5	1.21	0.06	0.	0.03	1.05	0.7	21.		86.	
14	10	1986	Y A1	900	5.4	5.3	5.	31.	31.	31.					136.	400.	8.2	1.05	0.03	0.	0.02	0.29	0.23	50.		12.	
14	10	1986	Y A2	900	8.	6.8	4.2	30.5	30.2	30.					76.	288.	8.5	2.01	0.01	0.	0.03	0.16	0.01	23.		96.	
14	10	1986	Y A3	900	8.3	6.5	5.3	30.8	30.5	30.2					128.	324.	8.3	1.45	0.01	0.	0.02	0.11	0.01	26.		128.	
14	10	1986	Y B1	900	7.6	7.3	6.7	30.8	30.8	30.8					128.	316.	8.7	1.53	0.	0.	0.02	0.29	0.12	38.		97.	
14	10	1986	Y B2	900	5.	4.5	3.5	30.8	30.8	30.8					100.	248.	8.3	1.69	0.	0.	0.02	0.21	0.05	34.		51.	
14	10	1986	Y B3	900	6.1	4.7	4.1	30.8	30.5	30.5					112.	220.	8.3	2.07	0.	0.	0.03	0.22	0.05	31.		107.	
14	10	1986	Y C1	900	8.	7.4	5.	30.8	30.5	30.2					124.	284.	8.8	1.96	0.	0.	0.03	1.14	1.02	25.		120.	
14	10	1986	Y C2	900	6.3	5.6	4.4	30.5	30.2	30.					136.	308.	8.3	1.41	0.	0.	0.02	0.48	0.35	25.		38.	
14	10	1986	Y C3	900	5.3	4.8	3.8	30.8	30.8	30.5					144.	324.	8.2	1.37	0.	0.	0.03	0.35	0.21	32.		40.	
14	10	1986	Y D1	900	5.6	5.3	3.4	30.8	30.8	30.5					172.	424.	8.1	2.01	0.01	0.	0.02	1.72	1.45	24.		90.	
14	10	1986	Y D2	900	5.8	5.4	2.8	30.8	30.5	30.2					124.	252.	8.4	1.55	0.	0.	0.02	1.34	1.11	28.		68.	
14	10	1986	Y D3	900	5.3	4.9	4.1	30.8	30.5	30.2					200.	288.	8.	2.07	0.	0.	0.02	1.19	0.88	26.		147.	
21	10	1986	Y A1	900	6.6	6.45	6.25	31.8	31.8	31.8					140.	460.	8.6	0.65	0.04	0.	0.03	0.47	0.26	40.		0.	
21	10	1986	Y A2	900	6.4	4.4	3.8	31.2	31.	30.8					100.	328.	8.3	0.85	0.06	0.	0.03	0.2	0.02	27.		65.	

Table 3. Weekly and Twice-Weekly Measurements. Ayutthaya, Thailand, Cycle III, Wet Season

DAY	MO.	YEAR	EXTRA DATA?	POND#	DO TIME	DO @ TOP	DO @ MID	DO @ BOTTOM	WATER TEMP				ALKA.	HARD.	KJELDHAL N				TOTAL N03-N	TOTAL P	ORTHO P04-P	SECHII DISK A	SECHII DISK B	CHLOROPHYLL A		
									@ TOP	@ MID	@ BOTTOM	TOP-MAX			BOT-MAX	TOP-MIN	BOT-MIN	N							N03-N	N02-N
21	10	1986	Y	A3	900	8.3	6.4	3.3	31.5	31.	30.8			108.	332.	8.3	0.55	0.04	0.	0.03	0.17	0.01	23.		91.	
21	10	1986	Y	B1	900	8.9	8.3	7.3	31.8	31.5	31.5	36.5	33.	27.5	27.	132.	348.	8.9	1.32	0.04	0.	0.03	0.33	0.14	36.	90.
21	10	1986	Y	B2	900	6.9	5.9	5.	31.8	31.5	31.2			116.	360.	8.5	1.18	0.04	0.	0.03	0.24	0.03	30.		45.	
21	10	1986	Y	B3	900	6.2	3.8	2.4	31.2	31.	31.			108.	224.	8.1	0.54	0.06	0.	0.03	0.37	0.1	22.		85.	
21	10	1986	Y	C1	900	8.1	6.3	3.6	31.5	31.2	31.			120.	300.	8.8	1.12	0.04	0.	0.03	1.42	1.01	22.		97.	
21	10	1986	Y	C2	900	6.9	5.6	3.9	31.2	31.	30.8			152.	344.	8.4	0.78	0.05	0.	0.03	0.58	0.36	25.		39.	
21	10	1986	Y	C3	900	6.6	5.4	3.5	31.5	31.2	31.	37.	33.	29.5	28.5	160.	388.	8.4	1.09	0.06	0.	0.03	0.39	0.21	27.	39.
21	10	1986	Y	D1	900	9.	6.6	3.9	31.5	31.2	31.			196.	452.	8.5	0.9	0.04	0.	0.03	1.84	1.46	23.		104.	
21	10	1986	Y	D2	900	6.9	5.	4.4	31.5	31.2	31.2	34.	33.	29.5	29.5	144.	288.	8.7	1.03	0.03	0.	0.03	1.5	1.12	24.	69.
21	10	1986	Y	D3	900	7.8	5.5	3.	31.5	31.	31.			212.	332.	8.2	1.59	0.03	0.	0.03	1.42	0.98	21.		127.	
28	10	1986	Y	A1	845	7.8	7.7	7.1	31.2	31.	31.			148.	440.	9.6	0.76	0.04	0.	0.02	0.31	0.17	45.		32.	
28	10	1986	Y	A2	845	6.9	6.4	4.1	31.	30.8	30.5			104.	308.	8.3	1.17	0.04	0.	0.04	0.13	0.01	26.		53.	
28	10	1986	Y	A3	845	6.7	5.3	3.8	30.8	30.5	30.2			120.	312.	8.1	1.75	0.06	0.	0.03	0.15	0.01	20.		77.	
28	10	1986	Y	B1	845	12.8	10.8	8.3	31.	30.8	30.5	36.	33.	27.5	27.5	120.	312.	9.4	1.87	0.02	0.	0.03	0.3	0.1	25.	205.
28	10	1986	Y	B2	845	8.2	7.1	5.1	31.	30.5	30.2			92.	252.	8.4	1.48	0.04	0.	0.02	0.16	0.01	25.		108.	
28	10	1986	Y	B3	845	4.9	3.	1.8	30.5	30.2	30.			124.	236.	8.1	1.52	0.05	0.	0.04	0.3	0.09	20.		109.	
28	10	1986	Y	C1	845	6.6	5.3	3.1	30.8	30.5	30.2			132.	300.	8.8	1.44	0.03	0.	0.03	1.33	0.75	21.		95.	
28	10	1986	Y	C2	845	6.	5.3	3.6	30.8	30.2	30.			168.	360.	8.4	1.65	0.02	0.	0.04	0.58	0.31	21.		51.	
28	10	1986	Y	C3	845	5.5	4.9	3.6	30.8	30.5	30.2	36.	33.5	29.5	27.5	168.	356.	8.4	1.	0.03	0.	0.03	0.42	0.23	29.	65.
28	10	1986	Y	D1	845	7.	6.2	3.9	30.8	30.5	30.2			220.	428.	8.9	1.77	0.03	0.	0.04	1.15	0.81	28.		135.	
28	10	1986	Y	D2	845	8.5	4.3	3.4	31.	30.8	30.5	35.5	33.5	29.	29.	156.	256.	8.5	1.28	0.05	0.	0.03	1.47	1.07	21.	81.
28	10	1986	Y	D3	845	5.6	4.5	2.4	30.8	30.5	30.2			232.	352.	8.2	2.33	0.02	0.	0.03	1.28	0.99	25.		122.	
4	11	1986	Y	A1	845	8.4	8.3	7.9	29.2	29.2	29.			156.	480.	9.	2.31	0.04	0.	0.03	0.28	0.14	40.		38.7	
4	11	1986	Y	A2	845	7.9	7.6	5.4	28.8	28.8	28.2			80.	296.	8.6	2.79	0.02	0.	0.04	0.17	0.	21.		90.5	
4	11	1986	Y	A3	845	5.9	5.5	4.1	29.	28.8	28.5			120.	324.	8.4	2.16	0.03	0.	0.04	0.16	0.01	25.		66.5	
4	11	1986	Y	B1	845	3.5	3.1	2.8	29.	29.	29.	35.	33.	25.	25.	132.	324.	9.	3.28	0.07	0.	0.04	0.46	0.27	44.	59.8
4	11	1986	Y	B2	845	9.2	8.7	5.9	28.8	28.5	28.2			80.	216.	9.	2.19	0.03	0.01	0.03	0.2	0.01	20.		133.2	
4	11	1986	Y	B3	845	4.4	3.2	1.8	28.2	28.	27.8			136.	208.	8.3	2.51	0.05	0.	0.04	0.34	0.13	18.		111.9	
4	11	1986	Y	C1	845	5.4	5.	3.4	28.8	28.5	28.5			140.	304.	8.5	2.61	0.04	0.	0.03	1.34	1.19	20.		38.7	
4	11	1986	Y	C2	845	6.8	6.4	5.	28.8	28.5	28.2			148.	280.	8.7	2.65	0.04	0.	0.04	0.46	0.28	22.		82.	
4	11	1986	Y	C3	845	5.9	5.4	4.1	28.5	28.5	28.2	35.	32.5	27.	27.	192.	380.	8.9	2.61	0.03	0.	0.03	0.39	0.25	23.	52.6
4	11	1986	Y	D1	845	6.2	5.6	4.3	29.	28.8	28.5			240.	464.	9.1	2.44	0.02	0.	0.04	1.1	0.71	24.		45.9	
4	11	1986	Y	D2	845	5.9	5.4	2.9	28.8	28.5	28.2	34.5	32.5	27.	27.	160.	256.	9.	2.72	0.04	0.	0.03	1.25	0.94	20.	51.5
4	11	1986	Y	D3	845	6.1	5.4	3.1	28.8	28.8	28.5			220.	292.	8.6	2.95	0.02	0.	0.03	1.18	0.86	18.		128.7	
11	11	1986	Y	A1	900	8.9	8.3	7.5	29.8	29.2	29.2			140.	424.	9.	1.48	0.06	0.	0.04	0.31	0.16	33.		59.8	
11	11	1986	Y	A2	900	9.	7.4	5.2	29.2	28.8	28.5			84.	272.	9.	2.37	0.06	0.	0.03	0.17	0.01	19.		158.1	
11	11	1986	Y	A3	900	7.6	7.	5.3	30.	29.5	29.			132.	304.	8.6	1.55	0.06	0.	0.03	0.14	0.01	25.		73.4	
11	11	1986	Y	B1	900	7.2	6.2	5.1	29.8	29.5	29.	34.5	32.	26.5	26.5	132.	312.	9.2	1.78	0.07	0.	0.03	0.45	0.25	30.	116.1
11	11	1986	Y	B2	900	5.9	5.3	5.	29.5	29.	29.			88.	220.	9.	1.46	0.19	0.	0.04	0.15	0.01	30.		99.6	
11	11	1986	Y	B3	900	6.5	4.9	2.5	29.5	29.	28.5			152.	212.	8.5	1.26	0.05	0.	0.03	0.32	0.15	20.		113.2	
11	11	1986	Y	C1	900	6.9	5.7	4.	29.2	29.	28.8			144.	272.	8.8	1.11	0.05	0.	0.04	1.39	1.11	24.		67.3	
11	11	1986	Y	C2	900	7.8	5.4	4.	29.5	29.	28.8			152.	276.	8.8	1.64	0.05	0.	0.03	0.59	0.39	22.		101.5	
11	11	1986	Y	C3	900	10.6	9.	6.7	29.2	29.	28.8	34.5	32.5	28.5	27.	140.	328.	8.9	1.88	0.04	0.	0.03	0.25	0.07	25.	86.
11	11	1986	Y	D1	900	9.	6.7	5.	29.8	29.5	29.			256.	420.	9.	1.75	0.07	0.	0.03	1.21	0.67	19.		69.4	
11	11	1986	Y	D2	900	8.4	5.7	4.	29.2	28.8	28.5	34.	32.	28.5	28.5	176.	280.	9.2	2.27	0.04	0.	0.03	0.82	0.26	18.	163.1

57

74

Table 3. Weekly and Twice-Weekly Measurements. Ayutthaya, Thailand, Cycle III, Wet Season

DAY NO.	YEAR	EXTRA DATA?	POND#	DO TIME	DO e TOP	DO e MID	DO e BOTTOM	WATER TEMP e TOP	WATER TEMP e MID	WATER TEMP e BOTTOM	WATER TEMP e TOP-MAX	WATER TEMP e BOT-MAX	WATER TEMP e TOP-MIN	WATER TEMP e BOT-MIN	ALKA.	HARD.	pH	KJELDAHL					TOTAL NO2 & NO3-N	TOTAL P	ORTHO P04-P	SECHL DISK A	SECHL DISK B	CHLOROPHYLL A
																		N	NH3-N	NO2-N	NO3-N	NO3-N						
9	12	1986	Y	C3	900	7.4	6.6	5.9	26.2	26.2	26.	31.	27.5	22.5	22.	152.	296.	8.8	1.33	0.06	0.01	0.03	0.5	0.1	13.		224.5	
9	12	1986	Y	D1	900	7.4	6.5	5.2	26.8	26.8	26.5					280.	400.	8.8	2.2	0.04	0.	0.03	1.27	0.77	23.		99.1	
9	12	1986	Y	D2	900	6.3	5.6	4.1	26.2	26.2	26.	30.	28.5	23.5	21.	180.	272.	8.8	2.28	0.02	0.	0.02	1.2	0.82	15.		143.9	
9	12	1986	Y	D3	900	7.6	7.2	6.1	26.9	26.8	26.7					260.	280.	8.5	2.83	0.01	0.	0.02	1.79	1.37	21.		198.6	
16	12	1986	Y	A1	845	5.8	5.3	4.5	26.2	26.	26.					152.	400.	8.9	2.	0.05	0.	0.03	0.45	0.23	24.		74.8	
16	12	1986	Y	A2	845	5.8	5.5	4.8	26.2	26.	26.					68.	244.	8.8		0.04	0.	0.03	0.19	0.01	18.		95.3	
16	12	1986	Y	A3	845	5.9	5.1	4.	26.5	26.2	26.2					116.	308.	8.5		0.03	0.	0.03	0.17	0.02	22.		96.1	
16	12	1986	Y	B1	845	8.2	7.5	7.	26.5	26.5	26.2	31.	29.	24.	23.5	108.	324.	9.3		0.02	0.	0.04	0.4	0.1	23.		250.7	
16	12	1986	Y	B2	845	4.8	4.5	4.2	26.2	26.	26.					132.	244.	8.5	1.37	0.03	0.	0.04	0.19	0.03	25.		44.3	
16	12	1986	Y	B3	845	4.7	3.6	2.7	26.5	26.2	26.					156.	288.	8.8	2.55	0.04	0.	0.04	0.36	0.1	19.		105.2	
16	12	1986	Y	C1	845	4.4	3.6	3.	26.2	26.2	26.					140.	344.	8.8	2.24	0.04	0.	0.03	1.4	0.99	18.		105.2	
16	12	1986	Y	C2	845	4.8	4.3	3.3	26.5	26.2	26.					164.	308.	8.6	1.6	0.04	0.	0.04	0.63	0.51	20.		90.	
16	12	1986	Y	C3	845	4.	3.6	3.4	25.5	25.5	25.2	31.	28.5	25.5	24.	144.	272.	8.8	2.6	0.04	0.	0.04	0.45	0.15	10.		336.4	
16	12	1986	Y	D1	845	5.6	4.5	3.8	26.8	26.2	26.2					284.	384.	9.	2.63	0.04	0.	0.03	1.2	0.61	20.		123.1	
16	12	1986	Y	D2	845	3.7	3.5	2.9	26.	25.8	25.8	31.	29.	26.	25.5	176.	332.	8.7	1.16	0.04	0.	0.03	1.32	0.85	12.		136.7	
16	12	1986	Y	D3	845	4.4	3.7	2.6	25.8	25.8	25.5					244.	320.	8.3	2.55	0.06	0.	0.03	1.79	1.67	26.		130.3	
23	12	1986	Y	A1	845	4.8	4.3	3.9	25.8	25.5	25.5					152.	352.	8.9	1.88	0.08	0.	0.03	0.44	0.34	20.		110.	
23	12	1986	Y	A2	845	7.4	6.9	6.	26.	26.	25.8					84.	248.	8.8	1.2	0.03	0.	0.03	0.22	0.01	20.		88.4	
23	12	1986	Y	A3	845	6.9	5.7	4.7	26.2	26.	26.					120.	288.	8.5	2.45	0.03	0.	0.03	0.24	0.01	20.		117.5	
23	12	1986	Y	B1	845	8.8	7.8	7.1	26.	25.8	25.8	32.5	29.5	24.	24.	100.	272.	9.6	2.89	0.03	0.	0.03	0.41	0.1	18.		386.3	
23	12	1986	Y	B2	845	6.7	6.2	4.9	26.2	26.2	26.					268.	240.	8.4	2.36	0.04	0.	0.03	0.2	0.01	20.		114.5	
23	12	1986	Y	B3	845	4.8	3.7	2.4	26.2	26.	25.8					168.	244.	8.5	1.62	0.02	0.	0.02	0.29	0.1	12.		245.1	
23	12	1986	Y	C1	845	4.8	3.7	2.9	26.2	26.	26.					152.	248.	8.6	1.57	0.08	0.	0.03	1.36	1.14	18.		113.2	
23	12	1986	Y	C2	845	5.	4.	3.3	26.2	26.	25.8					172.	276.	8.7	1.2	0.02	0.	0.02	0.75	0.59	20.		105.2	
23	12	1986	Y	C3	845	4.3	3.4	3.1	25.5	25.2	25.2	32.	29.	25.5	24.	148.	316.	8.7	2.	0.03	0.	0.03	0.46	0.3	9.		238.2	
23	12	1986	Y	D1	845	6.1	4.6	2.2	26.2	26.	25.8					300.	512.	8.8	2.1	0.04	0.	0.03	1.42	0.8	15.		176.2	
23	12	1986	Y	D2	845	4.	3.5	2.1	26.	25.8	25.8	31.	30.	26.5	26.	172.	276.	8.6	1.82	0.02	0.	0.02	1.32	0.94	16.		116.1	
23	12	1986	Y	D3	845	4.8	4.	2.5	26.2	26.2	26.					252.	308.	8.6	2.35	0.03	0.	0.02	2.02	1.54	19.		310.3	

59

76

Table 4. Diurnal Measurements. Ayutthaya, Thailand, Cycle III, Dry Season

DAY	MONTH	YEAR	D.O.	TIME	POND#	DO-TOP	DO-MID	DO-BOT	WATER	WATER	WATER	PH
									TEMP	TEMP	TEMP	
						TOP	MID	BOT				
11	2	1968	530	B1	10.4	10.3	10.3	27.	27.	27.	8.6	
11	2	1968	930	A3	5.8	4.8	4.5	25.2	25.2	25.2	8.4	
11	2	1968	930	B1	11.82	11.2	10.4	27.	27.	27.	8.9	
11	2	1968	1400	A3	10.	9.7	8.8	30.2	30.	28.8	8.7	
11	2	1968	1400	B1	20.	20.	14.6	30.8	29.	27.5	9.4	
11	2	1968	1900	A3	8.75	8.7	8.1	28.8	28.8	28.8	8.5	
11	2	1968	1900	B1	20.	19.8	19.	29.	29.	28.5	9.4	
11	2	1968	2400	A3	5.9	5.9	5.9	28.	28.	28.	8.3	
11	2	1968	2400	B1	15.2	15.	14.9	28.	28.	28.	9.1	
12	2	1968	400	A3	4.5	4.5	4.5	26.5	26.5	26.5	8.	
12	2	1968	400	B1	13.5	13.3	13.2	27.	27.	27.	9.	
11	2	1986	400	D1	4.7	4.7	4.7	26.5	26.5	26.5	8.8	
11	2	1986	530	A1	6.3	6.2	6.	27.	27.	27.	8.1	
11	2	1986	530	A1	7.5	7.1	6.4	26.8	26.8	26.5	8.4	
11	2	1986	530	A2	6.	5.9	5.9	26.5	26.5	26.5	7.8	
11	2	1986	530	A3	4.7	4.7	4.7	26.5	26.5	26.5	8.2	
11	2	1986	530	B2	7.2	7.1	7.	27.	27.	27.	8.	
11	2	1986	530	B3	5.7	5.6	5.5	26.5	26.5	26.5	8.2	
11	2	1986	530	C1	3.5	3.5	3.5	27.	27.	27.	8.2	
11	2	1986	530	C2	5.9	5.9	5.8	26.5	26.5	26.5	7.8	
11	2	1986	530	C3	5.3	5.3	5.	27.	27.	27.	8.	
11	2	1986	530	D1	5.	5.	4.9	26.5	26.5	26.5	8.9	
11	2	1986	530	D2	6.8	6.7	6.7	27.	27.	27.	8.4	
11	2	1986	530	D3	4.1	4.1	4.1	26.5	26.5	26.5	7.9	
11	2	1986	930	A2	8.7	5.8	5.4	26.8	26.5	26.	8.6	
11	2	1986	930	B2	8.	7.5	7.1	26.8	26.8	26.5	8.3	
11	2	1986	930	B3	7.5	6.4	4.9	27.	26.5	26.	8.5	
11	2	1986	930	C1	4.2	3.8	3.8	27.	27.	26.8	8.3	
11	2	1986	930	C2	8.4	6.4	4.7	26.5	26.	25.8	8.7	
11	2	1986	930	C3	6.1	5.9	5.1	27.	26.8	26.8	8.3	
11	2	1986	930	D1	6.6	5.6	4.5	28.	26.	26.	9.	
11	2	1986	930	D2	7.1	6.6	6.4	26.5	26.2	26.2	8.5	
11	2	1986	930	D3	4.8	4.	2.9	26.8	26.2	26.2	8.1	
11	2	1986	1400	A1	14.	14.	12.6	30.	29.5	28.	8.9	
11	2	1986	1400	A2	20.	19.8	7.6	30.8	29.	26.8	9.3	
11	2	1986	1400	B2	19.7	13.7	12.6	30.	29.5	29.	9.4	
11	2	1986	1400	B3	14.1	15.8	7.8	30.2	28.8	27.	8.9	
11	2	1986	1400	C1	10.4	10.4	9.7	30.	29.5	28.2	8.8	
11	2	1986	1400	C2	17.4	17.4	11.	31.2	29.8	27.	9.6	
11	2	1986	1400	C3	11.4	11.4	8.9	30.5	29.5	27.8	8.7	
11	2	1986	1400	D1	13.3	14.4	4.2	30.5	29.2	27.	9.2	
11	2	1986	1400	D2	10.2	10.6	10.3	30.	29.5	28.5	8.7	
11	2	1986	1400	D3	9.	7.7	4.7	30.5	30.	28.	8.6	
11	2	1986	1900	A1	13.4	13.	12.9	29.	29.	29.	8.9	

11

Table 4. Diurnal Measurements. Ayutthaya, Thailand, Cycle III, Dry Season

DAY	MONTH	YEAR	TIME	POND#	D.O.			WATER TEMP			PH
					DO-TOP	DO-MID	DO-BOT	TOP	MID	BOT	
11	2	1986	1900	A2	15.8	15.2	7.8	29.	29.	29.	9.
11	2	1986	1900	B2	16.	16.	15.8	29.	29.	29.	9.
11	2	1986	1900	B3	12.6	12.6	6.4	29.	29.	28.	8.9
11	2	1986	1900	C1	8.2	9.2	8.9	29.5	29.5	29.5	8.8
11	2	1986	1900	C2	15.8	15.2	7.8	29.	29.	27.8	9.2
11	2	1986	1900	C3	10.	9.8	8.	29.5	29.5	29.5	8.7
11	2	1986	1900	D1	11.8	11.8	6.	29.	28.5	28.	9.2
11	2	1986	1900	D2	9.4	9.3	9.	29.5	29.5	29.5	8.7
11	2	1986	1900	D3	8.	7.9	4.1	29.	29.	28.5	8.4
11	2	1986	2400	A1	9.9	9.8	9.6	28.	28.	28.	8.6
11	2	1986	2400	A2	10.8	10.7	10.8	27.5	27.5	27.5	8.6
11	2	1986	2400	B2	10.6	10.5	10.4	28.	28.	28.	8.6
11	2	1986	2400	B3	9.	8.8	8.1	28.	28.	28.	8.7
11	2	1986	2400	C1	6.4	6.4	6.3	28.	28.	28.	8.5
11	2	1986	2400	C2	9.8	9.7	5.6	27.5	27.5	27.5	8.6
11	2	1986	2400	C3	6.7	6.7	6.6	28.	28.	28.	8.3
11	2	1986	2400	D1	7.7	7.7	6.1	27.5	27.5	27.5	9.
11	2	1986	2400	D2	7.3	7.2	7.1	28.	28.	28.	8.5
11	2	1986	2400	D3	5.1	5.	4.9	27.5	27.5	27.5	8.
12	2	1986	400	A1	7.8	7.7	7.6	27.	27.	27.	8.
12	2	1986	400	A2	7.3	7.2	7.2	26.5	26.5	26.5	7.8
12	2	1986	400	B2	8.2	8.	7.9	27.	27.	27.	8.1
12	2	1986	400	B3	6.2	6.1	6.	26.5	26.5	26.5	8.1
12	2	1986	400	C1	5.	4.9	4.9	27.	27.	27.	8.2
12	2	1986	400	C2	6.8	6.7	6.6	26.	26.	26.	7.8
12	2	1986	400	C3	5.5	5.5	5.4	27.	27.	27.	8.
12	2	1986	400	D2	6.7	6.7	6.6	27.	27.	27.	8.3
12	2	1986	400	D3	4.4	4.4	4.4	26.5	26.5	26.5	7.9
11	3	1986	530	A1	5.5	5.4	5.3	28.	28.	28.	8.3
11	3	1986	530	A2	6.	5.9	5.8	27.5	27.5	27.5	8.4
11	3	1986	530	A3	4.7	4.5	4.4	27.	27.	27.	8.2
11	3	1986	530	B1	4.5	4.6	4.6	27.5	27.5	27.5	8.
11	3	1986	530	B2	4.8	4.7	4.6	28.	28.	28.	8.1
11	3	1986	530	B3	2.7	2.5	2.4	27.	27.	27.	7.9
11	3	1986	530	C1	4.5	4.5	4.5	28.	28.	28.	8.1
11	3	1986	530	C2	4.1	4.	4.	27.5	27.5	27.5	8.8
11	3	1986	530	C3	4.4	4.3	4.1	28.	28.	28.	8.1
11	3	1986	530	D1	4.5	4.5	4.5	27.5	27.5	27.5	8.7
11	3	1986	530	D2	5.6	5.5	5.4	28.	28.	28.	8.2
11	3	1986	530	D3	3.1	3.1	3.	27.	27.	27.	7.9
11	3	1986	930	A1	5.8	5.7	4.9	28.	28.	27.5	8.4
11	3	1986	930	A2	8.8	5.7	5.5	28.	27.5	27.5	8.9
11	3	1986	930	A3	6.3	4.8	3.7	28.	27.5	27.	8.3
11	3	1986	930	B1	4.9	4.5	3.8	28.	27.5	27.5	8.1
11	3	1986	930	B2	4.9	4.6	4.4	28.	28.	28.	8.1

78

Table 4. Diurnal Measurements. Ayutthaya, Thailand, Cycle III, Dry Season

DAY	MONTH	YEAR	D.O. TIME	PONDS	DO-TOP	DO-MID	DO-BOT	WATER TEMP			PH
								TOP	MID	BOT	
11	3	1986	930	B3	4.2	2.5	1.7	27.	27.	27.	8.
11	3	1986	930	C1	5.	4.9	4.3	28.	28.	28.	8.1
11	3	1986	930	C2	6.4	4.5	3.1	28.	28.	27.	8.8
11	3	1986	930	C3	5.	4.7	3.9	28.	28.	27.5	8.1
11	3	1986	930	D1	5.3	4.6	3.6	28.	27.5	27.5	8.7
11	3	1986	930	D2	6.	5.4	4.9	28.	28.	27.5	8.6
11	3	1986	930	D3	3.9	3.2	2.	27.5	27.5	27.	7.9
11	3	1986	1400	A1	9.8	9.2	6.9	32.	30.5	28.5	8.6
11	3	1986	1400	A2	15.6	12.6	8.8	32.	30.	28.5	9.5
11	3	1986	1400	A3	11.6	10.4	4.	32.	30.	28.	8.7
11	3	1986	1400	B1	9.7	8.7	6.5	32.	30.5	28.5	8.5
11	3	1986	1400	B2	8.6	8.1	7.4	32.	30.5	29.5	8.4
11	3	1986	1400	B3	10.3	7.6	2.9	32.	30.	28.5	8.6
11	3	1986	1400	C1	9.3	8.5	6.2	32.	31.	29.	8.5
11	3	1986	1400	C2	15.6	11.	6.6	32.	30.	28.5	9.3
11	3	1986	1400	C3	9.6	9.1	7.4	32.	31.	29.	8.5
11	3	1986	1400	D1	11.	9.3	6.	32.	30.5	29.	9.
11	3	1986	1400	D2	10.3	10.6	7.	32.	31.	28.5	8.9
11	3	1986	1400	D3	9.5	6.8	2.4	32.	29.5	28.	8.4
11	3	1986	1900	A1	8.8	8.5	7.8	30.	30.	30.	8.6
11	3	1986	1900	A2	14.6	13.6	9.	30.	30.	29.	9.5
11	3	1986	1900	A3	9.5	8.7	6.3	30.	30.	28.5	8.9
11	3	1986	1900	B1	8.7	8.3	7.	30.5	30.	29.5	8.6
11	3	1986	1900	B2	8.	7.9	6.9	30.5	30.5	30.	8.5
11	3	1986	1900	B3	7.4	6.9	5.2	30.	30.	29.	8.4
11	3	1986	1900	C1	8.9	8.3	6.7	30.	30.	30.	8.6
11	3	1986	1900	C2	12.	10.8	6.9	30.	30.	29.	9.3
11	3	1986	1900	C3	9.	9.	5.4	30.	30.	29.	8.6
11	3	1986	1900	D1	8.9	8.7	7.3	30.	30.	29.	9.
11	3	1986	1900	D2	9.7	9.2	4.7	30.5	30.5	30.5	9.
11	3	1986	1900	D3	7.	6.3	4.4	30.	30.	29.	8.4
11	3	1986	2400	A1	6.3	6.3	6.3	29.	29.	29.	8.4
11	3	1986	2400	A2	7.9	7.9	7.8	29.	29.	29.	8.9
11	3	1986	2400	A3	6.	5.9	5.9	28.2	28.2	28.2	8.6
11	3	1986	2400	B1	5.4	5.4	5.4	29.	29.	29.	8.2
11	3	1986	2400	B2	5.7	5.7	5.7	29.	29.	29.	8.2
11	3	1986	2400	B3	4.2	4.2	4.2	28.5	28.5	28.5	8.
11	3	1986	2400	C1	6.	6.	6.	29.	29.	29.	8.3
11	3	1986	2400	C2	6.	6.	6.	28.8	28.8	28.8	8.9
11	3	1986	2400	C3	5.7	5.7	5.5	29.	29.	29.	8.3
11	3	1986	2400	D1	5.	5.	5.	29.	29.	29.	8.7
11	3	1986	2400	D2	6.3	6.1	6.	29.	29.	29.	8.7
11	3	1986	2400	D3	3.7	3.7	3.5	28.5	28.5	28.5	8.
12	3	1986	400	A1	5.4	5.4	5.4	28.	28.	28.	8.2
12	3	1986	400	A2	4.6	4.6	4.6	28.	28.	28.	8.

79

Table 4. Diurnal Measurements. Ayutthaya, Thailand, Cycle III, Dry Season

DAY	MONTH	YEAR	D.O.			WATER TEMP			PH		
			TIME	POND#	DO-TOP	DO-MID	DO-BOT	TOP		MID	BOT
12	3	1986	400	A3	4.4	4.4	4.4	27.	27.	27.	8.2
12	3	1986	400	B1	4.5	4.5	4.5	28.	28.	28.	8.1
12	3	1986	400	B2	4.7	4.7	4.7	28.5	28.5	28.5	8.
12	3	1986	400	B3	2.5	2.5	2.5	28.	28.	28.	7.8
12	3	1986	400	C1	4.5	4.5	4.5	28.	28.	28.	8.5
12	3	1986	400	C2	3.7	3.7	3.7	27.5	27.5	27.5	8.7
12	3	1986	400	C3	4.6	4.6	4.6	28.	28.	28.	8.1
12	3	1986	400	D1	3.6	3.6	3.6	28.	28.	28.	8.6
12	3	1986	400	D2	5.	5.	5.	28.	28.	28.	8.5
12	3	1986	400	D3	3.	3.	3.	27.5	27.5	27.5	7.82
15	4	1986	400	A1	7.7	7.7	7.7	30.2	30.2	30.2	8.9
15	4	1986	400	A2	6.8	6.8	6.7	31.	31.	31.	9.
15	4	1986	400	A3	4.1	4.1	4.1	30.	30.	30.	8.3
15	4	1986	400	B1	5.2	5.2	5.2	30.	30.	30.	8.6
15	4	1986	400	B2	6.8	6.7	6.7	31.	31.	31.	9.
15	4	1986	400	B3	3.	3.	2.9	30.5	30.5	30.5	7.9
15	4	1986	400	C1	4.9	4.8	4.7	31.	31.	31.	8.5
15	4	1986	400	C2	5.9	5.9	5.9	30.	30.	30.	9.2
15	4	1986	400	C3	6.2	6.2	6.1	31.	31.	31.	8.9
15	4	1986	400	D1	4.5	4.5	4.4	30.	30.	30.	9.
15	4	1986	530	A1	6.	5.9	5.9	29.5	29.5	29.5	8.6
15	4	1986	530	A2	5.9	6.	6.	30.	30.	30.	8.6
15	4	1986	530	A3	3.4	3.4	3.4	29.	29.	29.	8.
15	4	1986	530	B1	4.6	4.6	4.6	29.5	29.5	29.5	8.5
15	4	1986	530	B2	5.4	5.4	5.4	30.	30.	30.	8.6
15	4	1986	530	B3	2.4	2.4	2.4	29.	29.	29.	7.7
15	4	1986	530	C1	3.9	3.9	3.9	30.	30.	30.	8.1
15	4	1986	530	C2	4.7	4.7	4.7	29.	29.	29.	8.9
15	4	1986	530	C3	5.4	5.4	5.4	30.	30.	30.	8.7
15	4	1986	530	D1	3.4	3.4	3.4	29.5	29.5	29.5	8.8
15	4	1986	930	A1	8.4	8.3	6.5	30.5	30.	29.5	8.9
15	4	1986	930	A2	3.7	8.7	6.9	31.	30.	29.5	9.1
15	4	1986	930	A3	7.1	5.1	3.1	31.	29.5	29.	8.4
15	4	1986	930	B1	6.6	5.4	4.3	30.5	30.	29.5	8.9
15	4	1986	930	B2	8.5	7.6	5.9	31.	30.	30.	8.9
15	4	1986	930	B3	5.3	3.1	1.9	31.	29.5	29.	8.1
15	4	1986	930	C1	6.4	4.8	2.9	31.	29.5	29.	8.5
15	4	1986	930	C2	11.5	9.1	6.2	31.	30.	29.	9.2
15	4	1986	930	C3	8.3	7.2	5.3	31.	30.	30.	9.
15	4	1986	930	D1	7.4	4.5	3.1	31.	29.5	29.	8.9
15	4	1986	1400	A1	12.6	14.4	11.6	35.5	32.	30.5	9.1
15	4	1986	1400	A2	12.8	15.	12.8	35.	32.	31.	9.4
15	4	1986	1400	A3	11.2	11.6	4.	36.	31.	29.5	8.8
15	4	1986	1400	B1	11.6	12.	7.	35.5	31.5	30.	9.1
15	4	1986	1400	B2	12.6	14.6	13.4	35.5	32.	32.	9.3

80

Table 4. Diurnal Measurements. Ayutthaya, Thailand, Cycle III, Dry Season

DAY	MONTH	YEAR	D.O.			WATER TEMP			PH		
			TIME	POND#	DO-TOP	DO-MID	DO-BOT	TOP		MID	BOT
15	4	1986	1400	B3	10.2	8.5	3.	36.	32.	30.	8.6
15	4	1986	1400	C1	10.6	11.4	6.1	35.	32.	30.5	8.8
15	4	1986	1400	C2	20.	20.	8.4	36.	32.	30.	9.5
15	4	1986	1400	C3	18.2	15.6	9.4	35.5	32.5	31.	9.4
15	4	1986	1400	D1	13.6	12.8	5.	35.5	32.	30.	9.2
15	4	1986	1900	A1	13.9	14.5	10.	33.	33.	32.	9.3
15	4	1986	1900	A2	13.4	13.4	12.2	33.	33.	33.	9.5
15	4	1986	1900	A3	10.2	10.2	5.1	32.5	32.5	31.	8.9
15	4	1986	1900	B1	11.	10.8	5.4	33.	33.	31.	9.2
15	4	1986	1900	B2	12.8	13.	9.6	33.	33.	33.	9.3
15	4	1986	1900	B3	8.1	7.2	5.	33.	32.5	32.	8.6
15	4	1986	1900	C1	10.4	9.6	5.5	33.	33.	32.	9.
15	4	1986	1900	C2	15.	13.2	7.9	33.	33.	31.	9.6
15	4	1986	1900	C3	13.5	13.4	9.9	33.	33.	32.	9.2
15	4	1986	1900	D1	12.	11.	4.9	33.	33.	31.	9.3
15	4	1986	2400	A1	8.7	8.4	7.8	31.	31.	31.	9.
15	4	1986	2400	A2	8.6	8.6	8.6	31.5	31.5	31.5	9.1
15	4	1986	2400	A3	5.6	5.6	5.6	30.5	30.5	30.5	8.5
15	4	1986	2400	B1	6.5	6.5	6.5	31.	31.	31.	9.
15	4	1986	2400	B2	8.2	8.1	8.1	31.5	31.5	31.5	9.1
15	4	1986	2400	B3	4.1	4.1	4.1	30.5	30.5	30.5	8.2
15	4	1986	2400	C1	6.2	6.2	6.2	31.	31.	31.	8.7
15	4	1986	2400	C2	8.1	8.1	8.1	30.5	30.5	30.5	9.4
15	4	1986	2400	C3	8.	8.	8.	31.	31.	31.	9.
15	4	1986	2400	D1	5.6	5.6	5.6	30.5	30.5	30.5	9.1
16	4	1986	400	D2	4.	4.	3.9	31.	31.	31.	8.5
16	4	1986	400	D3	3.3	3.2	3.2	30.5	30.5	30.5	8.2
16	4	1986	530	D2	3.5	3.5	3.4	30.	30.	30.	8.3
16	4	1986	530	D3	2.8	2.8	2.9	29.	29.	29.	7.9
16	4	1986	930	D2	5.6	4.	2.2	30.	29.	28.5	8.5
16	4	1986	930	D3	6.7	4.1	2.2	31.	29.5	29.	8.3
16	4	1986	1400	D2	9.4	9.6	4.9	36.	32.5	31.	8.9
16	4	1986	1400	D3	12.2	11.8	3.3	35.5	32.	30.	8.7
16	4	1986	1900	D2	9.3	8.8	6.7	33.	33.	32.	8.9
16	4	1986	1900	D3	10.4	9.2	3.6	33.	33.	31.	8.8
16	4	1986	2400	D2	5.2	5.2	5.2	31.	31.	31.	8.7
16	4	1986	2400	D3	5.1	5.1	5.1	30.5	30.5	30.5	8.5
13	5	1986	400	A1	4.75	4.85	4.85	29.5	29.5	29.5	9.1
13	5	1986	400	A2	5.75	5.75	5.8	30.	30.	30.	8.9
13	5	1986	400	A3	3.6	3.6	3.6	29.5	29.5	29.5	8.8
13	5	1986	400	B1	5.6	5.65	5.6	30.	30.	30.	8.65
13	5	1986	400	B2	4.5	4.5	4.5	29.5	29.5	29.5	8.6
13	5	1986	400	B3	2.6	2.65	2.7	29.	29.	29.	8.
13	5	1986	400	C1	3.85	3.85	3.95	29.	29.	29.	8.4
13	5	1986	400	C2	4.35	4.55	4.6	29.5	29.5	29.5	8.95

-51-

Table 4. Diurnal Measurements. Ayutthaya, Thailand, Cycle III, Dry Season

DAY	MONTH	YEAR	D.O.			WATER TEMP			PH		
			TIME	POND#	DO-TOP	DO-MID	DO-BOT	TOP		MID	BOT
13	5	1986	400	C3	5.35	5.35	5.3	30.	30.	30.	8.9
13	5	1986	400	D1	4.	4.	4.	29.5	29.5	29.5	9.
13	5	1986	530	A1	5.85	5.8	5.8	29.5	30.	31.	9.1
13	5	1986	530	A2	5.75	5.75	5.75	30.	30.	30.	8.7
13	5	1986	530	A3	3.9	3.9	3.9	29.5	29.5	29.5	8.3
13	5	1986	530	B1	5.8	5.3	5.8	30.	30.	30.	8.4
13	5	1986	530	B2	4.5	4.5	4.5	29.5	29.5	29.5	8.5
13	5	1986	530	B3	2.75	2.75	2.75	29.5	29.5	29.5	8.
13	5	1986	530	C1	3.85	3.85	3.85	29.5	29.5	29.5	8.5
13	5	1986	530	C2	5.4	5.4	5.4	30.	30.	30.	8.9
13	5	1986	530	C3	5.05	5.05	5.05	30.	30.	30.	8.7
13	5	1986	530	D1	4.4	4.4	4.4	30.	30.	30.	8.9
13	5	1986	930	A1	8.1	8.	7.7	30.5	31.	31.	9.15
13	5	1986	930	A2	8.8	8.7	8.4	31.	30.5	30.	9.
13	5	1986	930	A3	7.9	7.3	6.	31.	30.5	30.	8.7
13	5	1986	930	B1	8.8	8.5	8.	30.5	30.	30.	8.7
13	5	1986	930	B2	7.1	6.9	6.3	31.	30.5	30.	8.7
13	5	1986	930	B3	6.1	5.	3.3	30.5	30.	30.	8.4
13	5	1986	930	C1	7.1	6.8	5.3	31.	30.5	30.	8.8
13	5	1986	930	C2	9.4	9.1	7.5	31.	30.5	30.	9.1
13	5	1986	930	C3	8.2	8.	7.7	30.5	30.5	30.	9.
13	5	1986	930	D1	8.4	8.2	7.2	31.	30.5	30.	9.
13	5	1986	1400	A1	11.4	11.6	10.8	34.	33.5	31.	9.3
13	5	1986	1400	A2	10.2	10.8	10.8	33.	33.	32.	9.15
13	5	1986	1400	A3	11.	8.3	5.3	32.	31.	30.	9.1
13	5	1986	1400	B1	11.	12.	11.8	33.	33.	32.	9.
13	5	1986	1400	B2	8.5	8.5	8.4	33.5	32.5	31.5	8.9
13	5	1986	1400	B3	9.5	8.	5.8	33.	32.	31.	8.9
13	5	1986	1400	C1	9.6	9.4	7.7	33.	32.	31.	9.
13	5	1986	1400	C2	12.8	10.4	8.5	32.	31.5	30.	9.4
13	5	1986	1400	C3	12.	11.2	10.2	33.	33.	31.	9.2
13	5	1986	1400	D1	10.	9.2	8.4	33.	32.	31.	9.2
13	5	1986	1900	A1	11.2	10.5	7.95	32.	32.	31.	9.35
13	5	1986	1900	A2	10.2	9.9	9.7	32.	32.	32.	9.25
13	5	1986	1900	A3	8.8	7.7	6.8	31.	31.	31.	9.
13	5	1986	1900	B1	11.2	11.	10.9	32.	32.	32.	9.05
13	5	1986	1900	B2	8.2	8.1	7.	32.	32.	32.	9.
13	5	1986	1900	B3	7.5	7.2	3.9	31.	31.	31.	8.8
13	5	1986	1900	C1	8.5	8.4	6.9	32.	32.	31.	9.05
13	5	1986	1900	C2	10.4	9.9	9.2	31.	31.	31.	9.3
13	5	1986	1900	C3	10.8	10.7	10.5	32.	32.	32.	9.25
13	5	1986	1900	D1	11.6	11.2	11.	32.	32.	32.	9.3
13	5	1986	2400	A1	6.6	6.5	6.5	30.	30.	30.	9.1
13	5	1986	2400	A2	7.4	7.35	7.35	30.	30.	30.	9.1
13	5	1986	2400	A3	5.3	5.25	5.2	30.	30.	30.	8.6

42

Table 4. Diurnal Measurements. Ayutthaya, Thailand, Cycle III, Dry Season

DAY	MONTH	YEAR	D.O. TIME	POND#	DO-TOP	DO-MID	DO-BOT	WATER TEMP			PH
								TOP	MID	BOT	
13	5	1986	2400	B1	7.35	7.3	7.2	30.	30.	30.	8.8
13	5	1986	2400	B2	5.7	5.7	5.65	30.	30.	30.	8.8
13	5	1986	2400	B3	4.3	4.25	4.25	29.5	29.5	29.5	8.3
13	5	1986	2400	C1	5.3	5.3	5.3	30.	30.	30.	8.75
13	5	1986	2400	C2	6.6	6.6	6.6	30.	30.	30.	9.1
13	5	1986	2400	C3	7.2	7.2	7.1	30.	30.	30.	9.1
13	5	1986	2400	D1	6.5	6.5	6.5	30.	30.	30.	9.15
14	5	1986	400	D2	3.45	3.5	3.5	28.5	29.5	29.5	8.35
14	5	1986	400	D3	2.35	2.35	2.35	29.	29.	29.	7.95
14	5	1986	530	D2	3.2	3.2	3.2	29.5	29.5	29.5	8.4
14	5	1986	530	D3	2.1	2.1	2.1	29.5	29.5	29.5	8.1
14	5	1986	930	D2	6.6	6.3	5.6	31.	30.	30.	8.65
14	5	1986	930	D3	7.2	6.6	4.6	30.5	30.5	30.	8.5
14	5	1986	1400	D2	8.5	8.3	7.1	33.	32.	30.	8.9
14	5	1986	1400	D3	10.2	9.7	7.7	33.	31.5	30.5	8.8
14	5	1986	1900	D2	8.2	7.5	6.5	31.5	31.5	31.	9.
14	5	1986	1900	D3	8.	8.	5.7	31.	31.	30.5	8.75
14	5	1986	2400	D2	4.85	4.9	4.9	30.	30.	30.	8.6
14	5	1986	2400	D3	4.05	4.1	4.1	29.5	30.	30.	8.25
17	6	1986	530	A1	3.5	3.4	3.4	30.2	30.2	30.2	8.8
17	6	1986	530	A2	5.5	5.5	5.4	31.	31.	31.	8.5
17	6	1986	530	A3	3.1	3.1	3.1	31.	31.	31.	7.7
17	6	1986	530	B1	5.5	5.4	5.4	30.2	30.2	30.2	8.7
17	6	1986	530	B2	3.4	3.4	3.3	31.	31.	31.	8.2
17	6	1986	530	B3	2.7	2.7	2.5	30.5	30.5	30.5	7.8
17	6	1986	530	C1	7.1	7.1	7.	32.	32.	32.	9.
17	6	1986	530	C2	3.5	3.4	3.4	31.	31.	31.	8.4
17	6	1986	530	C3	9.2	9.	9.	30.5	30.5	30.5	9.
17	6	1986	530	D1	4.1	4.	4.	30.8	30.8	30.8	8.7
17	6	1986	930	A1	6.3	4.5	2.5	31.	30.	30.	9.
17	6	1986	930	A2	8.8	5.9	5.4	31.	31.	30.5	8.9
17	6	1986	930	A3	6.	4.2	3.7	31.5	31.	31.	8.
17	6	1986	930	B1	8.5	6.1	5.4	31.	30.5	30.5	8.9
17	6	1986	930	B2	5.7	4.4	2.8	31.	31.	30.5	8.5
17	6	1986	930	B3	5.8	3.2	2.3	31.	31.	30.5	8.2
17	6	1986	930	C1	9.3	7.7	6.3	32.	31.5	31.5	9.2
17	6	1986	930	C2	6.8	5.2	4.1	31.5	31.	31.	8.7
17	6	1986	930	C3	12.8	12.	10.8	31.	31.	30.	9.4
17	6	1986	930	D1	9.8	5.5	4.4	31.5	31.	31.	8.9
17	6	1986	1400	A1	14.2	7.5	4.	36.	33.	31.	9.1
17	6	1986	1400	A2	14.	13.	11.2	36.	34.	33.	9.3
17	6	1986	1400	A3	12.	12.	9.	36.	34.5	32.5	8.7
17	6	1986	1400	B1	14.	12.1	9.3	36.	33.	32.	9.2
17	6	1986	1400	B2	12.8	9.6	7.4	36.	33.5	32.5	8.9
17	6	1986	1400	B3	11.8	7.8	3.7	36.	33.5	31.5	8.7

A3'

Table 4. Diurnal Measurements. Ayutthaya, Thailand, Cycle III, Dry Season

DAY	MONTH	YEAR	D.O.			WATER TEMP			PH		
			TIME	POND#	DO-TOP	DO-MID	DO-BOT	TOP		MID	BOT
17	6	1986	1400	C1	16.	16.8	15.4	36.	35.	32.5	9.3
17	6	1986	1400	C2	16.	15.6	15.6	35.5	34.5	33.	9.
17	6	1986	1400	C3	20.	20.	17.4	35.5	34.5	33.	10.
17	6	1986	1400	D1	17.8	12.	5.4	36.5	33.	31.5	9.1
17	6	1986	1900	A1	12.8	8.	4.4	34.	32.5	31.5	9.1
17	6	1986	1900	A2	13.5	12.9	11.7	34.	34.	33.5	9.3
17	6	1986	1900	A3	11.6	9.8	7.4	34.	33.2	32.5	8.7
17	6	1986	1900	B1	13.9	13.6	10.	34.	34.	32.8	9.2
17	6	1986	1900	B2	12.1	10.	7.7	34.	34.	33.5	9.
17	6	1986	1900	B3	9.4	5.7	4.1	33.8	32.5	31.8	8.7
17	6	1986	1900	C1	16.4	15.4	13.4	34.	34.	33.5	9.4
17	6	1986	1900	C2	12.4	11.4	11.	33.8	33.8	33.8	8.9
17	6	1986	1900	C3	20.	20.	20.	34.	34.	34.	9.9
17	6	1986	1900	D1	15.8	11.	8.6	33.5	33.	32.5	9.
18	6	1986	530	D2	3.2	3.1	3.	30.9	30.9	30.9	8.3
18	6	1986	530	D3	2.5	2.5	2.5	31.	31.	31.	8.1
18	6	1986	930	D2	5.1	3.7	2.1	31.	31.	30.5	8.5
18	6	1986	930	D3	5.6	4.1	2.5	31.5	31.	30.5	8.3
18	6	1986	1400	D2	13.2	10.2	4.1	36.	34.	31.5	8.8
18	6	1986	1400	D3	15.2	11.8	9.	36.	34.	32.5	8.8
18	6	1986	1900	D2	12.	8.7	3.7	34.	33.5	32.2	8.8
18	6	1986	1900	D3	12.6	8.8	5.	34.	33.	32.5	8.8
17	7	1986	400	A1	4.	4.	4.	31.	31.	31.	8.6
17	7	1986	400	A2	5.5	5.5	5.5	31.5	31.5	31.5	8.5
17	7	1986	400	A3	3.8	3.8	3.8	31.5	31.5	31.5	7.8
17	7	1986	400	B1	6.	6.	6.	31.	31.	31.	8.7
17	7	1986	400	B2	4.1	4.1	4.1	31.5	31.5	31.5	8.3
17	7	1986	400	B3	3.1	3.1	3.1	31.	31.	31.	7.8
17	7	1986	400	C1	6.5	6.5	6.5	32.	32.	32.	9.
17	7	1986	400	C2	4.	4.	4.	31.5	31.5	31.5	8.4
17	7	1986	400	C3	7.7	7.7	7.7	31.8	31.8	31.8	9.1
17	7	1986	400	D1	4.1	4.1	4.1	31.5	31.5	31.5	8.3
17	7	1986	2400	A1	5.4	5.4	5.4	31.5	31.5	31.5	8.8
17	7	1986	2400	A2	7.4	7.4	7.4	32.	32.	32.	8.9
17	7	1986	2400	A3	5.2	5.2	5.2	32.	32.	32.	8.1
17	7	1986	2400	B1	8.	8.	8.	32.5	32.5	32.5	8.9
17	7	1986	2400	B2	5.8	5.8	5.8	32.5	32.5	32.5	8.5
17	7	1986	2400	B3	4.4	4.4	4.4	31.5	31.5	31.5	8.1
17	7	1986	2400	C1	8.6	8.6	8.6	32.5	32.5	32.5	9.2
17	7	1986	2400	C2	6.3	6.3	6.3	32.5	32.5	32.5	8.9
17	7	1986	2400	C3	11.5	11.5	11.5	32.5	32.5	32.5	9.5
17	7	1986	2400	D1	6.8	6.8	6.8	32.	32.	32.	8.8
18	7	1986	400	D2	3.3	3.3	3.3	31.5	31.5	31.5	8.3
18	7	1986	400	D3	2.5	2.5	2.5	31.	31.	31.	8.1
18	7	1986	2400	D2	4.9	4.9	4.9	32.	32.	32.	8.5
18	7	1986	2400	D3	4.9	4.9	4.9	32.	32.	32.	8.4

Table 4. Diurnal Measurements. Ayutthaya, Thailand, Cycle III, Wet Season

DAY	MONTH	YEAR	D.O.			WATER TEMP			PH		
			TIME	POND#	DO-TOP	DO-MID	DO-BOT	TOP		MID	BOT
19	8	1986	400	A1	4.8	4.8	4.8	30.	30.	30.	7.7
19	8	1986	400	A2	5.5	5.4	5.4	30.	30.	30.	7.9
19	8	1986	400	A3	3.5	3.5	3.4	29.2	29.2	29.2	7.7
19	8	1986	400	B1	5.	5.	5.	29.5	29.5	29.5	8.
19	8	1986	400	B2	5.4	5.4	5.4	29.8	29.8	29.8	7.9
19	8	1986	400	B3	2.6	2.6	2.6	29.2	29.2	29.2	7.4
19	8	1986	400	C1	4.3	4.3	4.3	29.8	29.8	29.8	7.9
19	8	1986	400	C2	4.6	4.6	4.6	29.5	29.5	29.5	8.
19	8	1986	400	C3	4.2	4.2	4.2	29.5	29.5	29.5	7.9
19	8	1986	400	D1	3.5	3.5	3.5	29.8	29.8	29.8	7.9
19	8	1986	400	D2	5.1	5.	5.	29.8	29.8	29.8	8.1
19	8	1986	400	D3	2.6	2.6	2.6	29.2	29.2	29.2	7.9
19	8	1986	530	A1	4.8	4.7	4.7	29.	29.	29.	7.7
19	8	1986	530	A2	5.3	5.2	5.	29.	29.	29.	7.9
19	8	1986	530	A3	3.3	3.2	3.2	28.5	28.5	28.5	7.8
19	8	1986	530	B1	4.8	4.8	4.8	29.	29.	29.	8.1
19	8	1986	530	B2	5.2	5.1	4.9	29.	29.	29.	8.
19	8	1986	530	B3	2.4	2.4	2.4	28.5	28.5	28.5	7.5
19	8	1986	530	C1	4.3	4.2	4.2	29.	29.	29.	8.
19	8	1986	530	C2	4.3	4.3	4.2	29.	29.	29.	8.
19	8	1986	530	C3	4.4	4.3	4.	29.	29.	29.	7.9
19	3	1986	530	D1	3.5	3.4	3.4	29.	29.	29.	8.
19	8	1986	530	D2	4.9	4.6	4.6	29.	29.	29.	8.1
19	8	1986	530	D3	2.9	2.8	2.6	28.5	28.5	28.5	8.
19	8	1986	930	A1	4.8	4.7	4.6	29.	29.	29.	7.8
19	8	1986	930	A2	5.5	5.4	5.1	29.2	29.2	29.2	8.
19	8	1986	930	A3	3.7	3.5	3.1	29.	29.	28.5	7.8
19	8	1986	930	B1	5.1	5.	4.8	29.	29.	29.	8.1
19	8	1986	930	B2	5.5	5.5	5.1	29.	29.	29.	8.
19	8	1986	930	B3	2.6	2.5	2.	29.	29.	29.	7.6
19	8	1986	930	C1	4.9	4.6	4.1	29.	29.	29.	8.
19	8	1986	930	C2	5.1	4.5	4.	29.	29.	29.	8.
19	8	1986	930	C3	4.7	4.6	4.4	29.	29.	29.	7.9
19	8	1986	930	D1	3.6	3.4	3.	29.	29.	29.	8.
19	8	1986	930	D2	5.3	5.1	4.9	29.	29.	29.	8.1
19	8	1986	930	D3	4.3	2.6	2.2	29.	28.8	28.8	8.1
19	8	1986	1400	A1	8.	7.8	6.4	32.	31.	30.5	8.1
19	8	1986	1400	A2	8.6	8.6	8.4	33.5	31.5	31.	8.3
19	8	1986	1400	A3	13.	5.6	2.	32.	30.	29.	8.7
19	8	1986	1400	B1	9.	8.5	6.6	33.	31.	30.	8.4
19	8	1986	1400	B2	8.4	8.3	8.1	33.5	31.	30.5	8.3
19	8	1986	1400	B3	10.2	7.1	1.9	33.	30.5	29.	8.4
19	8	1986	1400	C1	9.7	9.7	5.2	34.	31.	30.	8.5
19	8	1986	1400	C2	10.6	10.2	5.1	34.	31.	30.	8.6

47

Table 4. Diurnal Measurements. Ayutthaya, Thailand, Cycle III, Wet Season

DAY	MONTH	YEAR	TIME	POND#	D.O.			WATER TEMP			PH
					DO-TOP	DO-MID	DO-BOT	TOP	MID	BOT	
19	8	1986	1400	C3	9.6	9.4	9.1	34.	31.	31.	8.4
19	8	1986	1400	D1	10.4	9.7	6.8	34.	32.	30.5	8.5
19	8	1986	1400	D2	9.4	9.4	7.2	34.	31.5	30.	8.6
19	8	1986	1400	D3	13.4	7.5	3.6	33.	29.5	29.	8.9
19	8	1986	1900	A1	7.1	7.	6.4	31.8	31.8	31.	8.
19	8	1986	1900	A2	7.7	7.6	7.3	31.8	31.8	31.2	8.2
19	8	1986	1900	A3	8.4	7.1	5.5	31.	31.	30.	8.6
19	8	1986	1900	B1	7.6	7.3	6.6	31.8	31.8	31.	8.3
19	8	1986	1900	B2	7.6	7.5	6.9	31.8	31.8	31.2	8.2
19	8	1986	1900	B3	6.6	5.7	3.2	31.	31.	30.	8.1
19	8	1986	1900	C1	7.9	7.7	6.9	31.8	31.8	31.	8.4
19	8	1986	1900	C2	8.1	7.6	6.2	31.2	31.2	30.5	8.5
19	8	1986	1900	C3	8.1	8.	7.8	32.	32.	32.	8.3
19	8	1986	1900	D1	8.1	7.9	5.8	31.5	31.5	31.	8.4
19	8	1986	1900	D2	8.	7.8	7.	31.8	31.8	31.	8.5
19	8	1986	1900	D3	9.6	8.4	4.5	31.2	31.2	30.	8.7
19	8	1986	2400	A1	5.5	5.4	5.4	30.5	30.5	30.5	7.8
19	8	1986	2400	A2	6.	6.	6.	30.5	30.5	30.5	8.
19	8	1986	2400	A3	5.	5.	5.	30.	30.	30.	8.
19	8	1986	2400	B1	5.8	5.7	5.7	30.5	30.5	30.5	8.2
19	8	1986	2400	B2	6.	6.	5.9	30.5	30.5	30.5	8.
19	8	1986	2400	B3	3.9	3.9	3.9	30.	30.	30.	7.6
19	8	1986	2400	C1	5.4	5.4	5.4	30.5	30.5	30.5	8.1
19	8	1986	2400	C2	5.5	5.5	5.5	30.	30.	30.	8.1
19	8	1986	2400	C3	5.4	5.4	5.3	30.5	30.5	30.5	8.
19	8	1986	2400	D1	4.7	4.6	4.6	30.5	30.5	30.5	8.1
19	8	1986	2400	D2	5.9	5.8	5.8	30.5	30.5	30.5	8.2
19	8	1986	2400	D3	5.5	5.4	5.4	30.	30.	30.	8.3
15	9	1986	400	A1	5.	5.	5.	31.5	31.5	31.5	7.5
15	9	1986	400	A2	5.2	5.2	5.2	31.5	31.5	31.5	7.7
15	9	1986	400	A3	5.	5.	5.	31.	31.	31.	7.7
15	9	1986	400	B1	5.	5.	5.	31.	31.	31.	8.4
15	9	1986	400	B2	7.5	7.5	7.5	31.	31.	31.	8.2
15	9	1986	400	B3	4.	4.	4.	31.	31.	31.	7.9
15	9	1986	400	C1	4.1	4.1	4.1	31.5	31.5	31.5	7.8
15	9	1986	400	C2	4.7	4.7	4.7	31.	31.	31.	7.8
15	9	1986	400	C3	4.7	4.7	4.7	31.	31.	31.	7.7
15	9	1986	400	D1	8.3	8.3	8.3	31.5	31.5	31.5	8.3
15	9	1986	400	D2	6.7	6.7	6.7	31.5	31.5	31.5	8.3
15	9	1986	400	D3	2.8	2.8	2.8	31.	31.	31.	7.7
15	9	1986	530	A1	4.8	4.8	4.8	31.5	31.5	31.5	7.6
15	9	1986	530	A2	5.1	5.	4.9	31.	31.	31.	7.8
15	9	1986	530	A3	4.8	4.8	4.7	31.	31.	31.	7.6
15	9	1986	530	B1	7.8	7.7	7.7	31.	31.	31.	8.5
15	9	1986	530	B2	7.1	7.	6.8	31.5	31.5	31.5	8.4

Table 4. Diurnal Measurements. Ayutthaya, Thailand, Cycle III, Wet Season

DAY	MONTH	YEAR	D.O.			WATER TEMP			PH		
			TIME	POND#	DO-TOP	DO-MID	DO-BOT	TOP		MID	BOT
15	9	1986	530	B3	3.3	3.2	3.2	31.	31.	31.	7.8
15	9	1986	530	C1	4.2	4.1	4.1	31.5	31.5	31.5	7.9
15	9	1986	530	C2	4.3	4.3	4.2	31.	31.	31.	7.8
15	9	1986	530	C3	4.4	4.4	4.4	31.	31.	31.	7.7
15	9	1986	530	D1	6.1	6.1	6.	31.2	31.2	31.2	8.3
15	9	1986	530	D2	5.6	5.6	5.5	31.2	31.2	31.2	8.4
15	9	1986	530	D3	5.5	5.5	5.4	31.	31.	31.	7.8
15	9	1986	930	A1	5.4	5.3	5.	31.8	31.8	31.8	7.7
15	9	1986	930	A2	7.5	6.9	4.7	31.8	31.5	31.2	8.3
15	9	1986	930	A3	9.5	6.5	4.	32.	31.2	31.	8.5
15	9	1986	930	B1	9.6	8.7	7.6	31.5	31.2	31.	8.7
15	9	1986	930	B2	9.3	9.	7.6	32.	31.8	31.5	8.6
15	9	1986	930	B3	7.6	4.5	2.3	32.	31.2	31.	8.5
15	9	1986	930	C1	5.7	5.3	3.9	32.2	31.8	31.5	8.1
15	9	1986	930	C2	6.9	6.4	3.9	31.8	31.2	31.	8.
15	9	1986	930	C3	6.1	4.9	3.5	31.8	31.2	31.	8.
15	9	1986	930	D1	10.6	9.9	7.9	32.	31.5	31.2	8.5
15	9	1986	930	D2	8.4	7.8	5.8	32.	31.5	31.2	8.6
15	9	1986	930	D3	7.4	4.7	3.2	32.2	31.2	30.8	8.2
15	9	1986	1400	A1	7.8	7.8	7.2	34.8	33.8	33.	7.9
15	9	1986	1400	A2	12.9	11.5	7.4	34.8	33.	31.8	8.5
15	9	1986	1400	A3	20.	13.8	4.9	34.8	32.	31.2	8.8
15	9	1986	1400	B1	16.8	16.5	10.3	34.2	32.8	31.8	8.8
15	9	1986	1400	B2	15.3	15.2	14.4	34.5	33.5	33.	8.7
15	9	1986	1400	B3	13.8	10.6	3.5	35.	32.	31.2	8.7
15	9	1986	1400	C1	9.7	7.8	5.7	34.8	33.	32.2	8.3
15	9	1986	1400	C2	11.	10.5	5.5	34.5	33.	31.2	8.2
15	9	1986	1400	C3	12.9	10.4	4.	34.	32.2	31.5	8.3
15	9	1986	1400	D1	19.4	17.6	11.	34.	32.8	32.	8.7
15	9	1986	1400	D2	15.3	13.9	12.2	34.5	33.	32.8	8.7
15	9	1986	1400	D3	15.	12.2	5.8	34.	32.8	32.	8.5
15	9	1986	1900	A1	7.3	7.1	6.3	33.5	33.5	33.	7.8
15	9	1986	1900	A2	10.6	10.2	8.4	33.5	33.5	32.5	7.9
15	9	1986	1900	A3	14.4	12.4	4.2	33.	33.	32.	8.6
15	9	1986	1900	B1	13.6	13.4	11.4	33.5	33.5	33.	8.8
15	9	1986	1900	B2	13.2	13.	12.	33.5	33.5	33.	8.8
15	9	1986	1900	B3	17.8	16.2	13.	33.	33.	32.	8.8
15	9	1986	1900	C1	8.5	8.	4.8	33.5	33.5	33.	8.8
15	9	1986	1900	C2	9.6	8.4	5.8	33.	33.	32.	8.4
15	9	1986	1900	C3	11.	9.8	4.	33.	33.	32.	8.3
15	9	1986	1900	D1	12.	11.	4.	33.5	33.5	33.	8.6
15	9	1986	1900	D2	13.2	12.2	10.4	33.5	33.5	33.	8.8
15	9	1986	1900	D3	11.1	5.8	3.5	33.	33.	32.	8.4
15	9	1986	2400	A1	5.7	5.7	5.7	32.5	32.5	32.5	7.7
15	9	1986	2400	A2	6.4	6.4	6.4	32.	32.	32.	7.9

Table 4. Diurnal Measurements. Ayutthaya, Thailand, Cycle III, Wet Season

DAY	MONTH	YEAR	D.O.			WATER TEMP			PH		
			TIME	POND#	DO-TOP	DO-MID	DO-BOT	TEMP TOP		TEMP MID	TEMP BOT
15	9	1986	2400	A3	7.3	7.3	7.3	32.	32.	32.	8.1
15	9	1986	2400	B1	5.7	5.7	5.7	32.	32.	32.	8.7
15	9	1986	2400	B2	9.7	9.7	9.7	32.	32.	32.	8.5
15	9	1986	2400	B3	6.7	6.7	6.7	31.5	31.5	31.5	8.7
15	9	1986	2400	C1	5.5	5.5	5.5	32.	32.	32.	8.
15	9	1986	2400	C2	5.8	5.8	5.8	32.	32.	32.	7.9
15	9	1986	2400	C3	6.2	6.2	6.2	32.	32.	32.	7.9
15	9	1986	2400	D1	11.6	11.6	11.6	32.	32.	32.	8.5
15	9	1986	2400	D2	8.7	8.5	8.5	32.	32.	32.	8.5
15	9	1986	2400	D3	5.6	5.6	5.6	32.	32.	32.	7.9
14	10	1986	400	A1	4.7	4.7	4.7	30.	30.	30.	8.
14	10	1986	400	A2	3.8	3.8	3.8	29.2	29.2	29.2	8.1
14	10	1986	400	A3	5.	5.	5.	29.5	29.5	29.5	8.1
14	10	1986	400	B1	5.7	5.7	5.7	29.8	29.8	29.8	8.5
14	10	1986	400	B2	3.3	3.3	3.3	29.5	29.5	29.5	8.
14	10	1986	400	B3	3.2	3.2	3.2	29.5	29.5	29.5	7.9
14	10	1986	400	C1	4.9	4.9	4.9	29.5	29.5	29.5	8.6
14	10	1986	400	C2	4.1	4.1	4.1	29.2	29.2	29.2	8.1
14	10	1986	400	C3	3.5	3.5	3.5	29.8	29.8	29.8	7.9
14	10	1986	400	D1	2.9	2.9	2.9	29.5	29.5	29.5	7.9
14	10	1986	400	D2	3.5	3.5	3.5	29.5	29.5	29.5	8.2
14	10	1986	400	D3	2.7	2.7	2.7	29.2	29.2	29.2	7.7
14	10	1986	530	A1	4.8	4.8	4.8	30.8	30.8	30.8	8.
14	10	1986	530	A2	5.4	5.4	5.3	30.	30.	30.	8.1
14	10	1986	530	A3	5.	5.	4.8	30.2	30.2	30.2	8.
14	10	1986	530	B1	6.	6.	5.9	30.5	30.5	30.5	8.4
14	10	1986	530	B2	3.4	3.4	3.4	30.5	30.5	30.5	8.
14	10	1986	530	B3	3.3	3.3	3.2	30.1	30.1	30.1	8.
14	10	1986	530	C1	5.1	5.1	5.	30.2	30.2	30.2	8.5
14	10	1986	530	C2	4.2	4.2	4.	30.	30.	30.	8.1
14	10	1986	530	C3	3.6	3.6	3.6	30.5	30.5	30.5	8.1
14	10	1986	530	D1	2.9	2.9	2.9	30.2	30.2	30.2	7.9
14	10	1986	530	D2	3.6	3.6	3.5	30.2	30.2	30.2	8.2
14	10	1986	530	D3	2.5	2.4	2.4	30.	30.	30.	7.9
14	10	1986	930	A1	5.4	5.3	5.	31.	31.	31.	8.2
14	10	1986	930	A2	8.	6.8	4.2	30.5	30.2	30.	9.5
14	10	1986	930	A3	8.3	6.5	5.3	30.8	30.5	30.2	8.3
14	10	1986	930	B1	7.6	7.3	6.7	30.8	30.8	30.8	8.7
14	10	1986	930	B2	5.	4.5	3.5	30.8	30.8	30.8	8.3
14	10	1986	930	B3	6.1	4.7	4.1	30.8	30.5	30.5	8.3
14	10	1986	930	C1	8.	7.4	5.	30.8	30.5	30.2	8.8
14	10	1986	930	C2	6.3	5.6	4.4	30.5	30.2	30.	8.3
14	10	1986	930	C3	5.3	4.8	3.8	30.8	30.8	30.5	8.2
14	10	1986	930	D1	5.6	5.3	3.4	30.8	30.8	30.5	8.1
14	10	1986	930	D2	5.8	5.4	2.8	30.8	30.5	30.2	8.4

88

Table 4. Diurnal Measurements. Ayutthaya, Thailand, Cycle III, Wet Season

DAY	MONTH	YEAR	TIME	POND#	D.O.			WATER TEMP			PH
					DO-TOP	DO-MID	DO-BOT	TOP	MID	BOT	
14	10	1986	930	D3	5.3	5.	4.1	30.8	30.5	30.2	8.
14	10	1986	1400	A1	7.6	7.6	7.3	32.2	32.	31.8	8.3
14	10	1986	1400	A2	11.9	11.4	6.8	32.	31.5	31.	9.2
14	10	1986	1400	A3	14.6	11.1	5.7	32.	31.5	31.	9.
14	10	1986	1400	B1	12.9	12.6	11.9	32.	32.	31.8	9.1
14	10	1986	1400	B2	9.7	8.6	5.2	32.	31.5	31.2	8.9
14	10	1986	1400	B3	12.9	10.5	7.9	32.	31.5	31.2	9.2
14	10	1986	1400	C1	13.9	12.	7.4	32.	31.8	31.2	9.3
14	10	1986	1400	C2	11.2	9.6	5.6	32.	31.5	30.5	8.8
14	10	1986	1400	C3	10.	9.2	5.4	32.	31.5	31.	8.8
14	10	1986	1400	D1	10.8	9.5	6.9	32.	31.8	31.2	8.7
14	10	1986	1400	D2	11.1	10.	5.	32.	31.8	31.2	9.
14	10	1986	1400	D3	12.8	11.6	8.6	32.	31.5	31.	8.8
14	10	1986	1900	A1	6.7	6.7	6.6	31.	31.	31.	8.4
14	10	1986	1900	A2	8.6	8.3	7.	31.	31.	31.	9.1
14	10	1986	1900	A3	9.	8.7	7.3	31.	31.	31.	8.7
14	10	1986	1900	B1	9.4	9.4	9.	31.	31.	31.	8.9
14	10	1986	1900	B2	6.8	6.5	4.5	31.	31.	31.	8.7
14	10	1986	1900	B3	7.	6.7	6.7	31.	31.	31.	8.7
14	10	1986	1900	C1	10.4	10.4	8.5	31.	31.	31.	9.2
14	10	1986	1900	C2	8.4	8.	7.5	31.	31.	31.	8.7
14	10	1986	1900	C3	7.4	7.3	7.	31.	31.	31.	8.6
14	10	1986	1900	D1	6.7	6.5	6.5	31.	31.	31.	8.4
14	10	1986	1900	D2	7.2	7.	6.	31.	31.	31.	8.8
14	10	1986	1900	D3	7.3	7.2	7.2	31.	31.	31.	8.3
14	10	1986	2400	A1	6.2	6.2	6.2	30.5	30.5	30.5	8.
14	10	1986	2400	A2	6.	6.	6.	30.	30.	30.	8.4
14	10	1986	2400	A3	7.2	7.2	7.2	30.	30.	30.	8.2
14	10	1986	2400	B1	8.5	8.5	8.5	30.5	30.5	30.5	8.7
14	10	1986	2400	B2	4.	4.	4.	30.5	30.5	30.5	8.2
14	10	1986	2400	B3	5.	5.	5.	30.	30.	30.	8.1
14	10	1986	2400	C1	7.7	7.7	7.7	30.5	30.5	30.5	8.8
14	10	1986	2400	C2	6.	6.	6.	30.	30.	30.	8.2
14	10	1986	2400	C3	5.2	5.2	5.2	30.5	30.5	30.5	8.1
14	10	1986	2400	D1	4.7	4.7	4.7	30.5	30.5	30.5	8.
14	10	1986	2400	D2	5.4	5.4	5.4	30.5	30.5	30.5	8.4
14	10	1986	2400	D3	4.7	4.7	4.7	30.	30.	30.	7.9
11	11	1986	400	A1	8.	8.	8.	29.2	29.2	29.2	9.
11	11	1986	400	A2	4.5	4.5	4.5	29.	29.	29.	8.8
11	11	1986	400	A3	5.8	5.8	5.8	28.8	28.8	28.8	8.5
11	11	1986	400	B1	6.	6.	6.	29.2	29.2	29.2	8.9
11	11	1986	400	B2	6.2	6.2	6.2	28.8	28.8	28.8	9.
11	11	1986	400	B3	3.4	3.4	3.4	29.	29.	29.	8.5
11	11	1986	400	C1	5.	5.	5.	29.8	29.8	29.8	8.8
11	11	1986	400	C2	5.5	5.5	5.5	29.	29.	29.	8.9

Table 4. Diurnal Measurements. Ayutthaya, Thailand, Cycle III, Wet Season

DAY	MONTH	YEAR	TIME	POND#	D.O.			WATER TEMP			PH
					DO-TOP	DO-MID	DO-BOT	TOP	MID	BOT	
11	11	1986	400	C3	8.8	8.8	8.8	29.	29.	29.	8.7
11	11	1986	400	D1	6.1	6.1	6.1	28.	28.	28.	8.6
11	11	1986	400	D2	5.6	5.6	5.6	28.8	28.8	28.8	9.3
11	11	1986	400	D3	4.4	4.4	4.4	29.	29.	29.	8.6
11	11	1986	530	A1	7.	7.	6.9	29.	29.	29.	8.9
11	11	1986	530	A2	5.45	5.4	5.4	28.2	28.2	28.2	8.5
11	11	1986	530	A3	4.85	4.8	4.7	28.8	28.8	28.8	8.3
11	11	1986	530	B1	4.2	4.15	4.05	28.	28.	28.	9.1
11	11	1986	530	B2	3.1	3.1	3.1	28.5	28.5	28.5	8.8
11	11	1986	530	B3	3.3	3.3	3.25	28.2	28.2	28.2	8.4
11	11	1986	530	C1	4.1	4.05	4.	28.5	28.5	28.5	8.7
11	11	1986	530	C2	4.75	4.7	4.4	28.5	28.5	28.5	8.8
11	11	1986	530	C3	6.8	6.8	6.8	28.5	28.5	28.5	8.7
11	11	1986	530	D1	4.9	4.9	4.8	28.8	28.8	28.8	9.1
11	11	1986	530	D2	4.15	4.1	3.95	28.2	28.2	28.2	9.2
11	11	1986	530	D3	3.2	3.2	3.2	28.5	28.5	28.5	8.5
11	11	1986	930	A1	8.9	8.3	7.5	29.8	29.2	29.2	9.2
11	11	1986	930	A2	9.	7.4	5.2	29.2	28.8	28.5	9.3
11	11	1986	930	A3	7.6	7.	5.3	30.	29.5	29.	8.8
11	11	1986	930	B1	7.2	6.2	5.1	29.8	29.5	29.	9.4
11	11	1986	930	B2	5.9	5.3	5.	29.5	29.	29.	9.2
11	11	1986	930	B3	6.5	4.9	2.5	29.5	29.	28.5	8.8
11	11	1986	930	C1	6.9	5.7	4.	29.2	29.	28.8	9.
11	11	1986	930	C2	7.8	5.4	4.	29.5	29.	28.8	9.
11	11	1986	930	C3	10.6	9.	6.7	29.2	29.	28.8	9.1
11	11	1986	930	D1	9.	6.7	5.	29.8	29.5	29.	9.2
11	11	1986	930	D2	8.4	5.7	4.	29.2	28.8	28.5	9.4
11	11	1986	930	D3	7.5	5.7	3.85	29.5	29.	28.8	8.9
11	11	1986	1400	A1	15.	15.	12.8	32.5	31.5	30.5	9.2
11	11	1986	1400	A2	14.	12.	9.1	32.5	30.	29.	9.5
11	11	1986	1400	A3	12.4	12.2	8.4	32.8	31.2	30.	9.1
11	11	1986	1400	B1	15.3	12.2	10.	32.8	31.5	31.	9.5
11	11	1986	1400	B2	12.	11.1	9.7	32.5	31.	30.5	9.4
11	11	1986	1400	B3	12.4	9.8	4.	32.8	31.	29.	9.1
11	11	1986	1400	C1	13.	11.9	8.5	32.	31.	30.	9.2
11	11	1986	1400	C2	15.	11.4	5.4	32.8	31.	29.5	9.3
11	11	1986	1400	C3	20.	16.6	10.6	33.	31.	29.5	9.4
11	11	1986	1400	D1	17.4	15.	8.6	33.	31.8	30.	9.3
11	11	1986	1400	D2	17.5	12.	5.9	32.5	30.	29.5	9.6
11	11	1986	1400	D3	16.1	10.75	7.1	32.5	30.5	29.8	9.1
11	11	1986	1900	A1	13.6	13.2	13.	30.	30.	30.	9.3
11	11	1986	1900	A2	12.4	11.6	7.2	30.5	30.5	30.5	9.4
11	11	1986	1900	A3	10.8	10.8	5.4	30.5	30.5	30.5	9.
11	11	1986	1900	B1	13.	12.8	11.8	31.	31.	31.	9.6
11	11	1986	1900	B2	10.4	10.2	9.9	31.	31.	31.	9.5

Table 4. Diurnal Measurements. Ayutthaya, Thailand, Cycle III, Wet Season

DAY	MONTH	YEAR	D.O. TIME	POND#	DO-TOP	DO-MID	DO-BOT	WATER			PH
								TEMP TOP	TEMP MID	TEMP BOT	
11	11	1986	1900	B3	9.2	9.2	4.8	30.5	30.5	30.5	9.1
11	11	1986	1900	C1	12.	12.	8.4	30.5	30.5	30.5	9.2
11	11	1986	1900	C2	11.8	11.6	4.3	30.5	30.5	30.5	9.2
11	11	1986	1900	C3	17.	16.4	10.6	31.	31.	31.	9.2
11	11	1986	1900	D1	10.8	10.8	8.6	30.8	30.5	30.5	9.3
11	11	1986	1900	D2	13.2	13.2	8.6	30.5	30.5	30.5	9.6
11	11	1986	1900	D3	11.4	11.1	10.3	30.5	30.5	30.5	9.
11	11	1986	2400	A1	10.1	10.1	10.1	30.	30.	30.	9.1
11	11	1986	2400	A2	7.8	7.8	7.8	29.	29.	29.	9.
11	11	1986	2400	A3	7.4	7.6	7.6	29.5	29.5	29.5	8.7
11	11	1986	2400	B1	8.6	8.6	8.6	30.	30.	30.	9.3
11	11	1986	2400	B2	6.4	6.4	6.4	29.5	29.5	29.5	9.2
11	11	1986	2400	B3	4.9	4.9	4.9	29.5	29.5	29.5	8.6
11	11	1986	2400	C1	6.9	6.9	6.9	29.5	29.5	29.5	8.9
11	11	1986	2400	C2	7.6	7.6	7.6	29.5	29.5	29.5	9.
11	11	1986	2400	C3	11.2	11.2	11.2	29.5	29.5	29.5	8.9
11	11	1986	2400	D1	8.1	8.1	8.1	29.5	29.5	29.5	9.2
11	11	1986	2400	D2	9.5	9.5	9.5	29.	29.	29.	9.4
11	11	1986	2400	D3	6.8	6.8	6.7	29.5	29.5	29.5	8.8
9	12	1986	400	A1	6.55	6.5	6.5	27.	27.	27.	8.9
9	12	1986	400	A2	7.2	7.2	7.2	26.5	26.5	26.5	9.1
9	12	1986	400	A3	5.8	5.8	5.8	26.8	26.8	26.8	8.4
9	12	1986	400	B1	6.35	6.3	6.3	26.8	26.8	26.8	9.4
9	12	1986	400	B2	6.2	6.2	6.2	26.8	26.8	26.8	8.5
9	12	1986	400	B3	5.7	5.7	5.7	26.8	26.8	26.8	8.9
9	12	1986	400	C1	5.3	5.3	5.3	26.8	26.8	26.8	8.9
9	12	1986	400	C2	5.9	5.9	5.8	26.5	26.5	26.5	8.7
9	12	1986	400	C3	5.9	5.8	5.8	26.2	26.2	26.2	8.6
9	12	1986	400	D1	6.1	6.1	6.1	26.8	26.8	26.8	8.8
9	12	1986	400	D2	4.5	4.5	4.3	26.5	26.5	26.5	8.7
9	12	1986	400	D3	5.35	5.35	5.25	27.	27.	27.	8.5
9	12	1986	530	A1	6.5	6.3	6.1	26.5	26.5	26.5	8.8
9	12	1986	530	A2	7.5	7.5	7.4	26.2	26.2	26.2	8.9
9	12	1986	530	A3	5.7	5.6	5.5	26.4	26.4	26.4	8.2
9	12	1986	530	B1	5.9	5.9	5.9	26.5	26.5	26.5	9.3
9	12	1986	530	B2	5.	5.	4.9	26.2	26.2	26.2	8.2
9	12	1986	530	B3	5.3	5.3	5.2	26.2	26.2	26.2	8.8
9	12	1986	530	C1	5.2	5.2	5.	26.2	26.2	26.2	8.9
9	12	1986	530	C2	5.3	5.2	5.1	26.2	26.2	26.2	8.5
9	12	1986	530	C3	6.3	6.2	6.1	26.2	26.2	26.2	8.6
9	12	1986	530	D1	5.1	5.1	5.	26.5	26.5	26.5	8.8
9	12	1986	530	D2	4.7	4.6	4.4	26.2	26.2	26.2	8.7
9	12	1986	530	D3	4.4	4.4	4.3	26.8	26.8	26.8	8.4
9	12	1986	930	A1	7.6	7.	6.3	26.8	26.5	26.5	8.9
9	12	1986	930	A2	8.8	8.6	7.6	26.5	26.2	26.2	9.1

Table 4. Diurnal Measurements. Ayutthaya, Thailand, Cycle III, Wet Season

DAY	MONTH	YEAR	D.O.			WATER TEMP			PH		
			TIME	POND#	DO-TOP	DO-MID	DO-BOT	TEMP TOP		TEMP MID	TEMP BOT
9	12	1986	930	A3	8.2	7.5	5.8	26.8	26.5	26.5	8.5
9	12	1986	930	B1	8.2	7.5	6.7	26.5	26.5	26.5	9.4
9	12	1986	930	B2	6.8	6.2	5.1	26.5	26.5	26.2	8.3
9	12	1986	930	B3	8.4	7.5	5.1	26.8	26.5	26.2	8.9
9	12	1986	930	C1	7.2	6.3	5.4	26.5	26.5	26.2	9.
9	12	1986	930	C2	8.1	7.1	5.4	26.8	26.5	26.2	8.7
9	12	1986	930	C3	7.4	6.6	5.9	26.2	26.2	26.	8.8
9	12	1986	930	D1	7.4	6.5	5.2	26.8	26.8	26.5	8.8
9	12	1986	930	D2	6.3	5.6	4.1	26.2	26.2	26.2	8.8
9	12	1986	930	D3	7.6	7.2	6.1	26.9	26.9	26.7	8.5
9	12	1986	1400	A1	13.	11.9	8.6	29.5	28.5	28.	9.1
9	12	1986	1400	A2	15.	12.7	7.6	29.5	28.	27.	9.6
9	12	1986	1400	A3	12.7	11.	6.9	30.	29.	27.5	8.9
9	12	1986	1400	B1	18.8	11.	10.8	30.	28.5	28.	10.1
9	12	1986	1400	B2	12.1	9.7	5.8	30.	29.	27.5	8.9
9	12	1986	1400	B3	14.8	11.9	6.5	30.	29.2	27.5	9.3
9	12	1986	1400	C1	14.8	11.2	6.8	30.	29.	27.	9.3
9	12	1986	1400	C2	16.4	12.2	4.8	29.5	29.	27.	9.1
9	12	1986	1400	C3	13.	8.1	4.5	29.5	28.	26.8	9.3
9	12	1986	1400	D1	14.1	13.2	7.4	30.	29.5	28.	9.
9	12	1986	1400	D2	13.5	8.5	3.5	30.	29.	27.	9.1
9	12	1986	1400	D3	16.6	11.2	7.5	29.5	29.	28.	9.
9	12	1986	1900	A1	12.8	11.6	9.6	28.8	28.8	28.2	9.1
9	12	1986	1900	A2	12.9	12.	8.8	28.8	28.5	27.	9.5
9	12	1986	1900	A3	11.4	10.4	6.9	28.8	28.8	27.8	8.9
9	12	1986	1900	B1	14.7	14.6	14.2	28.5	28.5	28.5	9.7
9	12	1986	1900	B2	10.4	9.8	8.	28.8	28.8	28.	8.8
9	12	1986	1900	B3	12.9	10.4	6.7	28.8	28.8	27.8	9.3
9	12	1986	1900	C1	13.2	12.1	7.	28.8	28.5	27.8	9.3
9	12	1986	1900	C2	12.2	11.9	6.3	28.8	28.8	27.5	9.
9	12	1986	1900	C3	12.	10.2	6.4	28.5	28.2	27.2	9.
9	12	1986	1900	D1	12.5	11.9	10.1	28.8	28.8	28.2	9.1
9	12	1986	1900	D2	11.4	9.2	4.8	28.5	28.5	27.5	9.1
9	12	1986	1900	D3	11.3	10.8	10.3	28.8	28.8	28.8	8.8
9	12	1986	2400	A1	9.1	9.	9.	27.8	27.8	27.8	9.
9	12	1986	2400	A2	10.1	9.9	7.9	27.5	27.5	27.5	9.3
9	12	1986	2400	A3	7.2	7.	6.9	27.8	27.8	27.8	8.5
9	12	1986	2400	B1	10.	9.9	9.9	27.8	27.8	27.8	9.6
9	12	1986	2400	B2	7.8	7.8	7.8	27.8	27.8	27.8	8.6
9	12	1986	2400	B3	8.4	8.4	8.4	27.8	27.8	27.8	9.
9	12	1986	2400	C1	8.1	8.	8.	27.5	27.5	27.5	9.1
9	12	1986	2400	C2	9.	8.9	6.9	27.8	27.8	27.8	8.9
9	12	1986	2400	C3	7.7	7.6	7.2	27.2	27.2	27.2	8.7
9	12	1986	2400	D1	8.3	8.2	8.2	27.8	27.8	27.8	8.9
9	12	1986	2400	D2	6.7	6.6	6.5	27.5	27.5	27.5	8.8
9	12	1986	2400	D3	8.1	8.	7.9	28.	28.	28.	8.7

92

Table 5. Fish/Shrimp Stocking, Sampling, and Harvesting. Ayutthaya, Thailand, Cycle III, Dry Season

DAY	MONTH	YEAR	POND	ACTIVITY	SPECIES	POP. WEIGHT	POP. NUMBER	SAMPLE WEIGHT	SAMPLE WT.-#	SAMPLE WT.-SD	SAMPLE LENGTH	SAMPLE LT.-#	SAMPLE LT.-SD	REPROO. WEIGHT	REPROO. NUMBER
7	2	1986	A1	STK	nil	6.	220	33.7	22	8.9	12.5	22	1.3		
7	2	1986	A2	STK	nil	6.6	220	33.8	22	10.3	12.3	22	1.4		
7	2	1986	A3	STK	nil	6.6	220	29.2	22	9.4	11.7	22	1.3		
7	2	1986	B1	STK	nil	6.	220	30.2	22	9.3	11.9	22	1.2		
7	2	1986	B2	STK	nil	6.	220	30.6	22	8.5	11.9	22	1.2		
7	2	1986	B3	STK	nil	6.2	220	27.7	22	8.3	11.5	22	1.4		
7	2	1986	C1	STK	nil	6.	220	27.5	22	8.7	11.5	22	1.4		
7	2	1986	C2	STK	nil	6.2	220	24.9	22	9.9	11.1	22	1.4		
7	2	1986	C3	STK	nil	6.	220	26.4	22	9.2	11.3	22	1.5		
7	2	1986	D1	STK	nil	6.4	220	27.7	22	7.6	11.4	22	1.1		
7	2	1986	D2	STK	nil	6.	220	26.4	22	8.8	11.4	22	1.4		
7	2	1986	D3	STK	nil	6.	220	27.9	22	8.8	11.3	22	1.3		
7	3	1986	A1	SAM	nil			70.7	22	10.6	15.6	22	0.8		
7	3	1986	A2	SAM	nil			101.1	22	14.4	16.5	22	0.9		
7	3	1986	A3	SAM	nil			72.5	22	10.8	15.6	22	1.		
7	3	1986	B1	SAM	nil			78.6	22	9.8	16.2	22	0.9		
7	3	1986	B2	SAM	nil			81.1	22	8.7	16.1	22	1.		
7	3	1986	B3	SAM	nil			86.8	22	14.3	15.7	22	1.2		
7	3	1986	C1	SAM	nil			85.7	22	11.5	16.1	22	0.8		
7	3	1986	C2	SAM	nil			99.5	22	12.5	16.8	22	0.7		
7	3	1986	C3	SAM	nil			76.2	22	14.1	15.7	22	1.2		
7	3	1986	D1	SAM	nil			90.2	22	15.5	16.1	22	1.		
7	3	1986	D2	SAM	nil			78.	22	9.5	15.6	22	0.6		
7	3	1986	D3	SAM	nil			78.6	22	17.5	15.6	22	1.4		
7	4	1986	A1	SAM	nil			98.9	22	13.	17.7	22	0.8	0.9	
7	4	1986	A2	SAM	nil			155.	22	34.1	20.2	22	1.4	0.2	
7	4	1986	A3	SAM	nil			100.5	22	19.	17.8	22	0.8		
7	4	1986	B1	SAM	nil			127.5	22	18.2	18.4	22	0.8	0.4	
7	4	1986	B2	SAM	nil			109.5	22	16.3	17.9	22	1.1		
7	4	1986	B3	SAM	nil			143.	22	21.9	19.2	22	1.	0.8	
7	4	1986	C1	SAM	nil			109.1	22	17.2	18.3	22	1.1	1.2	
7	4	1986	C2	SAM	nil			178.7	22	19.1	21.1	22	2.5	3.6	
7	4	1986	C3	SAM	nil			135.7	22	22.9	19.2	22	1.	1.5	
7	4	1986	D1	SAM	nil			138.4	22	16.6	19.5	22	0.8	1.6	
7	4	1986	D2	SAM	nil			124.5	22	16.4	19.	22	0.9	1.2	
7	4	1986	D3	SAM	nil			157.5	22	19.4	19.8	22	0.8	0.2	
6	5	1986	A1	SAM	nil			143.2	22	19.2	19.9	22	0.6	4.2	
6	5	1986	A2	SAM	nil			197.7	22	35.4	21.8	22	1.3	2.7	
6	5	1986	A3	SAM	nil			163.	22	20.6	20.5	22	1.	0.3	
6	5	1986	B1	SAM	nil			169.1	22	20.9	26.9	22	1.2	1.2	
6	5	1986	B2	SAM	nil			135.9	22	13.	19.6	22	0.6	2.	243.
6	5	1986	B3	SAM	nil			166.4	22	26.4	20.7	22	1.3	1.9	
6	5	1986	C1	SAM	nil			144.8	22	20.3	20.	22	1.	4.8	
6	5	1986	C2	SAM	nil			243.9	22	36.7	23.5	22	1.	3.8	
6	5	1986	C3	SAM	nil			201.1	22	30.2	22.1	22	1.1	4.8	

Table 5. Fish/Shrimp Stocking, Sampling, and Harvesting. Ayutthaya, Thailand, Cycle III, Dry Season

DAY	MONTH	YEAR	POND	ACTIVITY	SPECIES	POP. WEIGHT	POP. NUMBER	SAMPLE WEIGHT	SAMPLE NT.-#	SAMPLE WT.-SD	SAMPLE LENGTH	SAMPLE LT.-#	SAMPLE LT.-SD	REPROD. WEIGHT	REPROD. NUMBER
6	5	1986	D1	SAM	nil			182.5	22	26.8	21.5	22	1.1	7.5	
6	5	1986	D2	SAM	nil			180.	22	17.4	20.6	22	0.8	3.8	
6	5	1986	D3	SAM	nil			182.3	22	17.4	21.3	22	0.7	0.5	
6	6	1986	A1	SAM	nil			145.5	22	23.9	20.34	22	1.12	3.6	
6	6	1986	A2	SAM	nil			220.9	22	24.8	23.13	22	1.36	3.	
6	6	1986	A3	SAM	nil			211.8	22	41.3	22.04	22	1.26	0.5	
6	6	1986	B1	SAM	nil			206.8	22	29.9	22.13	22	1.17	7.2	
6	6	1986	B2	SAM	nil			216.8	22	38.9	22.1	22	1.17	6.8	
6	6	1986	B3	SAM	nil			193.2	22	23.1	21.94	22	0.65	3.3	
6	6	1986	C1	SAM	nil			214.1	22	34.9	22.1	22	1.36	10.4	
6	6	1986	C2	SAM	nil			288.2	22	42.8	25.01	22	1.47	11.4	
6	6	1986	C3	SAM	nil			245.5	22	47.9	23.56	22	1.51	8.8	
6	6	1986	D1	SAM	nil			211.8	22	33.4	23.	22	1.18	10.6	
6	6	1986	D2	SAM	nil			204.3	22	29.1	21.84	22	1.02	6.7	
6	6	1986	D3	SAM	nil			245.	22	33.6	23.14	22	0.99	0.6	
7	7	1986	A1	HAR	nil	26.9	195	168.6	22	25.3	21.4	22	0.84	7.7	
7	7	1986	A2	HAR	nil	46.1	214	243.	22	43.9	24.3	22	1.17	16.4	
7	7	1986	A3	HAR	nil	50.8	219	255.7	22	46.6	24.5	22	1.44	0.8	
7	7	1986	B1	HAR	nil	41.8	209	214.3	22	27.3	23.2	22	0.93	9.	
7	7	1986	B2	HAR	nil	37.5	197	217.	22	36.2	22.8	22	1.42	13.2	
7	7	1986	B3	HAR	nil	32.5	186	192.7	22	30.2	22.	22	1.1	4.1	
7	7	1986	C1	HAR	nil	44.3	205	251.6	22	31.	23.7	22	1.13	16.9	
7	7	1986	C2	HAR	nil	58.7	211	282.	22	40.2	25.4	22	1.13	14.	
7	7	1986	C3	HAR	nil	53.8	197	308.9	22	53.3	25.4	22	1.55	15.2	
7	7	1986	D1	HAR	nil	38.	193	217.7	22	43.	23.4	22	1.47	11.1	
7	7	1986	D2	HAR	nil	40.1	219	230.	22	30.5	23.2	22	0.93	20.2	
7	7	1986	D3	HAR	nil	75.6	211	330.	22	53.7	25.3	22	1.37	4.7	

Table 5. Fish/Shrimp Stocking, Sampling, and Harvesting. Ayutthaya, Thailand, Cycle III, Wet Season

DAY	MONTH	YEAR	POND	ACTIVITY	SPECIES	POP. WEIGHT	POP. NUMBER	SAMPLE WEIGHT	SAMPLE WT.-#	SAMPLE WT.-SD	SAMPLE LENGTH	SAMPLE LT.-#	SAMPLE LT.-SD	REPROD. WEIGHT	REPROD. NUMBER
6	8	1986	A1	STK	nil	5.2	220	27.	22	7.5	10.9	22	1.27		
6	8	1986	A2	STK	nil	5.1	220	27.	22	5.8	11.	22	0.89		
6	8	1986	A3	STK	nil	5.2	220	26.	22	6.4	10.7	22	1.02		
6	8	1986	B1	STK	nil	5.7	220	32.	22	10.6	12.	22	1.96		
6	8	1986	B2	STK	nil	5.5	220	25.	22	4.6	11.1	22	1.91		
6	8	1986	B3	STK	nil	5.5	220	26.	22	6.	10.9	22	0.97		
6	8	1986	C1	STK	nil	5.6	220	24.	22	3.9	10.6	22	0.61		
6	8	1986	C2	STK	nil	5.8	220	23.	22	7.8	11.4	22	1.05		
6	8	1986	C3	STK	nil	6.	220	25.	22	5.6	10.9	22	0.88		
6	8	1986	D1	STK	nil	5.6	220	26.	22	6.2	10.7	22	0.98		
6	8	1986	D2	STK	nil	5.8	220	27.	22	6.9	11.1	22	0.96		
6	8	1986	D3	STK	nil	5.6	220	26.	22	6.2	10.9	22	1.12		
5	9	1986	A1	SAM	nil			47.	22	11.6	13.6	22	1.37		
5	9	1986	A2	SAM	nil			54.	22	11.6	14.3	22	1.06		
5	9	1986	A3	SAM	nil			78.	22	7.8	15.6	22	0.73		
5	9	1986	B1	SAM	nil			63.	22	12.5	14.9	22	1.16		
5	9	1986	B2	SAM	nil			64.	22	10.8	14.5	22	0.81		
5	9	1986	B3	SAM	nil			72.	22	11.1	15.1	22	0.97		
5	9	1986	C1	SAM	nil			81.	22	11.2	16.	22	0.95		
5	9	1986	C2	SAM	nil			78.	22	11.6	15.7	22	0.94		
5	9	1986	C3	SAM	nil			70.	22	14.5	15.4	22	0.94		
5	9	1986	D1	SAM	nil			83.	22	15.5	15.8	22	1.29		
5	9	1986	D2	SAM	nil			89.	22	13.4	15.6	22	0.89		
5	9	1986	D3	SAM	nil			84.	22	15.3	15.7	22	1.09		
6	10	1986	A1	SAM	nil			53.	22	11.4	14.1	22	0.97		
6	10	1986	A2	SAM	nil			80.	22	16.7	15.9	22	1.04	1.	
6	10	1986	A3	SAM	nil			129.	22	19.4	18.6	22	1.94	1.6	
6	10	1986	B1	SAM	nil			107.	22	14.7	17.9	22	1.		
6	10	1986	B2	SAM	nil			103.	22	21.1	17.4	22	1.12	0.15	
6	10	1986	B3	SAM	nil			154.	22	28.1	19.4	22	1.22		
6	10	1986	C1	SAM	nil			115.	22	20.9	18.	22	1.2	6.1	
6	10	1986	C2	SAM	nil			99.	22	15.2	17.	22	0.9	1.35	
6	10	1986	C3	SAM	nil			103.	22	15.9	17.4	22	0.83	1.4	
6	10	1986	D1	SAM	nil			160.	22	26.9	20.3	22	0.95	5.4	
6	10	1986	D2	SAM	nil			137.	22	28.3	18.8	22	1.09	2.4	
6	10	1986	D3	SAM	nil			158.	22	22.6	19.9	22	1.17		
6	11	1986	A1	SAM	nil			89.	22	17.8	16.4	22	1.25		
6	11	1986	A2	SAM	nil			110.	22	22.7	17.7	22	1.26	3.5	
6	11	1986	A3	SAM	nil			172.	22	29.1	21.1	22	1.08	3.8	
6	11	1986	B1	SAM	nil			162.	22	30.6	20.4	22	1.19	0.7	
6	11	1986	B2	SAM	nil			126.	22	25.5	18.3	22	1.14		
6	11	1986	B3	SAM	nil			188.	22	26.4	21.1	22	0.9		
6	11	1986	C1	SAM	nil			158.	22	27.1	20.	22	1.5	12.4	
6	11	1986	C2	SAM	nil			125.	22	16.6	18.2	22	0.9		
6	11	1986	C3	SAM	nil			130.	22	22.7	18.8	22	1.39	4.	

Table 5. Fish/Shrimp Stocking, Sampling, and Harvesting. Ayutthaya, Thailand, Cycle III, Wet Season

DAY	MONTH	YEAR	POND	ACTIVITY	SPECIES	POP. WEIGHT	POP. NUMBER	SAMPLE WEIGHT	SAMPLE WT.-Ø	SAMPLE WT.-SD	SAMPLE LENGTH	SAMPLE LT.-Ø	SAMPLE LT.-SD	REPROD. WEIGHT	REPROD. NUMBER
6	11	1986	D1	SAM	nil			212.	22	38.5	22.3	22	1.03	8.	
6	11	1986	D2	SAM	nil			182.	22	30.1	20.7	22	0.87	2.5	
6	11	1986	D3	SAM	nil			238.	22	34.7	23.	22	1.1		
8	12	1986	A1	SAM	nil			127.	22	27.3	18.3	22	1.27	0.6	
8	12	1986	A2	SAM	nil			132.	22	24.2	18.8	22	1.1	2.	
8	12	1986	A3	SAM	nil			212.	22	28.5	22.6	22	1.15	2.	
8	12	1986	B1	SAM	nil			231.	22	43.3	22.6	22	1.17	0.25	
8	12	1986	B2	SAM	nil			150.	22	25.6	20.1	22	1.32	0.8	
8	12	1986	B3	SAM	nil			234.	22	47.	23.	22	1.92		
8	12	1986	C1	SAM	nil			192.	22	34.1	21.4	22	1.13	4.6	
8	12	1986	C2	SAM	nil			168.	22	26.5	20.1	22	0.94	0.2	
8	12	1986	C3	SAM	nil			169.	22	24.9	20.0	22	1.21	0.5	
8	12	1986	D1	SAM	nil			224.	22	30.6	22.8	22	0.97	4.3	
8	12	1986	D2	SAM	nil			198.	22	40.7	21.8	22	1.52	3.	
8	12	1986	D3	SAM	nil			292.	22	45.	25.	22	1.6	0.17	
29	12	1986	A1	HAR	nil	22.6	190	131.	22	25.3	19.2	22	1.54	0.06	
29	12	1986	A2	HAR	nil	29.65	216	158.	22	21.8	20.5	22	0.88	2.	
29	12	1986	A3	HAR	nil	43.	199	232.	22	35.2	23.9	22	1.19	1.6	
29	12	1986	B1	HAR	nil	44.15	193	267.	22	49.9	24.2	22	1.22	0.56	
29	12	1986	B2	HAR	nil	43.05	211	181.	22	25.1	21.6	22	0.98	2.2	
29	12	1986	B3	HAR	nil	41.37	179	250.	22	57.4	23.9	22	1.71	0.2	
29	12	1986	C1	HAR	nil	30.34	189	198.	22	24.2	22.2	22	0.82	4.	
29	12	1986	C2	HAR	nil	39.19	209	191.	22	28.8	21.8	22	1.08	5.4	
29	12	1986	C3	HAR	nil	29.42	195	175.	22	21.6	20.8	22	0.72	6.7	
29	12	1986	D1	HAR	nil	37.93	191	212.	22	28.1	23.3	22	1.14	5.45	
29	12	1986	D2	HAR	nil	39.98	201	230.	22	34.2	22.8	22	1.21	13.2	
29	12	1986	D3	HAR	nil	58.82	209	299.	22	37.1	26.	22	1.2		

Table 6. Plankton and Benthos. Ayutthaya, Thailand, Cycle III, Dry Season

NET					NET					NET				
DAY	MONTH	YEAR	POND#	PRODUCTN	DAY	MONTH	YEAR	POND#	PRODUCTN	DAY	MONTH	YEAR	POND#	PRODUCTN
14	2	1986	A1	5926.1	6	3	1986	D1	3821.1	4	4	1986	C2	10620.
14	2	1986	A2	11854.6	6	3	1986	D2	3212.4	4	4	1986	C3	7381.
14	2	1986	A3	5165.6	6	3	1986	D3	4775.7	4	4	1986	D1	3951.
14	2	1986	B1	6435.5	14	3	1986	A1	4216.6	4	4	1986	D2	4469.
14	2	1986	B2	5672.6	14	3	1986	A2	13436.4	4	4	1986	D3	6030.
14	2	1986	B3	6265.7	14	3	1986	A3	6315.4	11	4	1986	A1	6343.
14	2	1986	C1	7196.	14	3	1986	B1	4647.4	11	4	1986	A2	8530.
14	2	1986	C2	18711.	14	3	1986	B2	3841.8	11	4	1986	A3	5930.
14	2	1986	C3	5333.	14	3	1986	B3	6277.9	11	4	1986	B1	4964.
14	2	1986	D1	11428.9	14	3	1986	C1	6145.5	11	4	1986	B2	7723.
14	2	1986	D2	4402.7	14	3	1986	C2	12592.9	11	4	1986	B3	3723.
14	2	1986	D3	3895.8	14	3	1986	C3	11431.	11	4	1986	C1	7309.
21	2	1986	A1	6011.7	14	3	1986	D1	6184.	11	4	1986	C2	24959.
21	2	1986	A2	13676.6	14	3	1986	D2	9182.3	11	4	1986	C3	8825.
21	2	1986	A3	6463.	14	3	1986	D3	4647.4	11	4	1986	D1	7171.
21	2	1986	B1	10670.7	21	3	1986	A1	4120.5	11	4	1986	D2	4137.
21	2	1986	B2	8566.6	21	3	1986	A2	7610.4	11	4	1986	D3	7998.
21	2	1986	B3	6612.9	21	3	1986	A3	4914.1	17	4	1986	A1	12651.
21	2	1986	C1	7514.6	21	3	1986	B1	4439.4	17	4	1986	A2	9615.
21	2	1986	C2	21491.8	21	3	1986	B2	4598.8	17	4	1986	A3	5328.
21	2	1986	C3	4909.3	21	3	1986	B3	3645.7	17	4	1986	B1	5769.
21	2	1986	D1	6763.1	21	3	1986	C1	5073.6	17	4	1986	B2	7287.
21	2	1986	D2	6162.	21	3	1986	C2	8719.3	17	4	1986	B3	4858.
21	2	1986	D3	6763.1	21	3	1986	C3	4914.1	17	4	1986	C1	8400.
28	2	1986	A1	4172.6	21	3	1986	D1	5233.	17	4	1986	C2	16092.
28	2	1986	A2	14195.6	21	3	1986	D2	5867.	17	4	1986	C3	10930.
28	2	1986	A3	4337.2	21	3	1986	D3	5548.	17	4	1986	D1	6781.
28	2	1986	B1	5716.4	28	3	1986	A1	3340.	17	4	1986	D2	6983.
28	2	1986	B2	3942.5	28	3	1986	A2	5318.8	17	4	1986	D3	6376.
28	2	1986	B3	5913.8	28	3	1986	A3	4206.	24	4	1986	A1	7793.
28	2	1986	C1	5321.2	28	3	1986	B1	3587.	24	4	1986	A2	4533.
28	2	1986	C2	10055.8	28	3	1986	B2	3092.	24	4	1986	A3	6174.
28	2	1986	C3	5679.3	28	3	1986	B3	3463.	24	4	1986	B1	4931.
28	2	1986	D1	7186.1	28	3	1986	C1	3835.	24	4	1986	B2	3897.
28	2	1986	D2	6142.9	28	3	1986	C2	10267.	24	4	1986	B3	2545.
28	2	1986	D3	6111.1	28	3	1986	C3	6185.	24	4	1986	C1	3817.
6	3	1986	A1	2606.5	28	3	1986	D1	3835.	24	4	1986	C2	8271.
6	3	1986	A2	8165.3	28	3	1986	D2	3340.	24	4	1986	C3	5646.
6	3	1986	A3	4169.8	28	3	1986	D3	4700.	24	4	1986	D1	4453.
6	3	1986	B1	3646.8	4	4	1986	A1	3327.	24	4	1986	D2	3499.
6	3	1986	B2	3909.7	4	4	1986	A2	7069.1	24	4	1986	D3	3976.
6	3	1986	B3	3909.7	4	4	1986	A3	5821.	1	5	1986	A1	10731.
6	3	1986	C1	3126.7	4	4	1986	B1	4991.	1	5	1986	A2	7580.
6	3	1986	C2	5993.2	4	4	1986	B2	4572.	1	5	1986	A3	10219.
6	3	1986	C3	2692.2	4	4	1986	B3	9978.	1	5	1986	B1	10816.
					4	4	1986	C1	4157.	1	5	1986	B2	4003.

Table 6. Plankton and Benthos. Ayutthaya, Thailand, Cycle III, Dry Season

NET				NET				NET						
DAY	MONTH	YEAR	POND#	PRODUCTN	DAY	MONTH	YEAR	POND#	PRODUCTN	DAY	MONTH	YEAR	POND#	PRODUCTN
1	5	1986	B3	6388.	29	5	1986	B1	6677.3	27	6	1986	A2	6450.
1	5	1986	C1	6900.5	29	5	1986	B2	6070.9	27	6	1986	A3	7500.
1	5	1986	C2	14820.	29	5	1986	B3	4352.1	27	6	1986	B1	6375.
1	5	1986	C3	9540.	29	5	1986	C1	13354.7	27	6	1986	B2	4725.
1	5	1986	D1	9370.	29	5	1986	C2	11431.6	27	6	1986	B3	3600.
1	5	1986	D2	4343.	29	5	1986	C3	6576.8	27	6	1986	C1	9675.
1	5	1986	D3	9028.	29	5	1986	D1	9106.3	27	6	1986	C2	5475.
8	5	1986	A1	1830.	29	5	1986	D2	6070.9	27	6	1986	C3	8925.
8	5	1986	A2	2495.	29	5	1986	D3	6070.9	27	6	1986	D1	4650.
8	5	1986	A3	2827.	5	6	1986	A1	5818.8	27	6	1986	D2	3450.
8	5	1986	B1	1996.	5	6	1986	A2	5203.6	27	6	1986	D3	3000.
8	5	1986	B2	1331.	5	6	1986	A3	5135.8	4	7	1986	A1	3159.5
8	5	1986	B3	956.	5	6	1986	B1	9583.3	4	7	1986	A2	8020.1
8	5	1986	C1	1497.	5	6	1986	B2	5477.3	4	7	1986	A3	7454.9
8	5	1986	C2	3243.	5	6	1986	B3	2669.6	4	7	1986	B1	3727.5
8	5	1986	C3	1788.	5	6	1986	C1	9583.3	4	7	1986	B2	6724.3
8	5	1986	D1	2246.	5	6	1986	C2	7257.9	4	7	1986	B3	6076.4
8	5	1986	D2	1039.	5	6	1986	C3	5271.4	4	7	1986	C1	12478.1
8	5	1986	D3	1913.	5	6	1986	D1	3902.7	4	7	1986	C2	6321.8
15	5	1986	A1	9615.	5	6	1986	D2	5545.1	4	7	1986	C3	7292.3
15	5	1986	A2	6280.	5	6	1986	D3	5751.	4	7	1986	D1	6561.7
15	5	1986	A3	8438.	12	6	1986	A1	7019.8	4	7	1986	D2	6481.7
15	5	1986	B1	7162.	12	6	1986	A2	8727.1	4	7	1986	D3	7212.3
15	5	1986	B2	4611.	12	6	1986	A3	8822.5					
15	5	1986	B3	4709.	12	6	1986	B1	7778.					
15	5	1986	C1	5888.	12	6	1986	B2	5026.3					
15	5	1986	C2	10399.	12	6	1986	B3	3130.8					
15	5	1986	C3	9320.	12	6	1986	C1	10150.7					
15	5	1986	D1	8046.	12	6	1986	C2	9771.6					
15	5	1986	D2	6770.	12	6	1986	C3	11571.6					
15	5	1986	D3	9025.	12	6	1986	D1	7589.8					
22	5	1986	A1	4892.	12	6	1986	D2	6261.7					
22	5	1986	A2	4805.	12	6	1986	D3	9011.					
22	5	1986	A3	5155.	19	6	1986	A1	4068.4					
22	5	1986	B1	3757.	19	6	1986	A2	9133.9					
22	5	1986	B2	4193.	19	6	1986	A3	5313.9					
22	5	1986	B3	2184.	19	6	1986	B1	7058.					
22	5	1986	C1	6727.	19	6	1986	B2	3958.1					
22	5	1986	C2	8125.	19	6	1986	B3	3901.7					
22	5	1986	C3	7426.	19	6	1986	C1	7970.					
22	5	1986	D1	3932.	19	6	1986	C2	7721.7					
22	5	1986	D2	4019.	19	6	1986	C3	12620.4					
22	5	1986	D3	3494.	19	6	1986	D1	7638.3					
29	5	1986	A1	8701.	19	6	1986	D2	4316.9					
29	5	1986	A2	7082.7	19	6	1986	D3	9133.9					
29	5	1986	A3	9407.9	27	6	1986	A1	2775.					

Table 6. Plankton and Benthos. Ayutthaya, Thailand, Cycle III, Wet Season

NET				NET				NET						
DAY	MONTH	YEAR	POND#	PRODUCTN	DAY	MONTH	YEAR	POND#	PRODUCTN	DAY	MONTH	YEAR	POND#	PRODUCTN
22	8	1986	A1	4209.	12	9	1986	D1	8568.	10	10	1986	C2	4021.
22	8	1986	A2	7184.	12	9	1986	D2	5081.	10	10	1986	C3	3576.
22	8	1986	A3	19346.	12	9	1986	D3	9165.	10	10	1986	D1	6304.
22	8	1986	B1	6489.	19	9	1986	A1	1680.	10	10	1986	D2	6304.
22	8	1986	B2	4735.	19	9	1986	A2	5641.	10	10	1986	D3	9839.
22	8	1986	B3	6489.	19	9	1986	A3	9723.	17	10	1986	A1	1974.
22	8	1986	C1	8242.	19	9	1986	B1	5641.	17	10	1986	A2	6578.
22	8	1986	C2	11573.	19	9	1986	B2	11522.	17	10	1986	A3	7236.
22	8	1986	C3	8417.	19	9	1986	B3	7921.	17	10	1986	B1	5366.
22	8	1986	D1	9118.	19	9	1986	C1	5522.	17	10	1986	B2	4459.
22	8	1986	D2	9469.	19	9	1986	C2	5522.	17	10	1986	B3	5555.
22	8	1986	D3	12801.	19	9	1986	C3	4320.	17	10	1986	C1	8479.
29	8	1986	A1	1300.	19	9	1986	D1	18962.	17	10	1986	C2	5701.
29	8	1986	A2	6645.	19	9	1986	D2	9481.	17	10	1986	C3	4020.
29	8	1986	A3	5489.	19	9	1986	D3	11041.	17	10	1986	D1	5336.
29	8	1986	B1	3755.	26	9	1986	A1	3036.	17	10	1986	D2	6067.
29	8	1986	B2	3755.	26	9	1986	A2	6635.	17	10	1986	D3	13595.
29	8	1986	B3	5055.	26	9	1986	A3	9188.	24	10	1986	A1	7125.
29	8	1986	C1	6067.	26	9	1986	B1	3828.	24	10	1986	A2	10207.
29	8	1986	C2	5199.	26	9	1986	B2	12376.	24	10	1986	A3	10014.
29	8	1986	C3	6355.	26	9	1986	B3	8931.	24	10	1986	B1	17236.
29	8	1986	D1	8955.	26	9	1986	C1	14290.	24	10	1986	B2	13865.
29	8	1986	D2	6067.	26	9	1986	C2	6252.	24	10	1986	B3	6740.
29	8	1986	D3	10110.	26	9	1986	C3	5742.	24	10	1986	C1	17428.
5	9	1986	A1	2297.	26	9	1986	D1	9009.	24	10	1986	C2	12036.
5	9	1986	A2	9540.	26	9	1986	D2	12505.	24	10	1986	C3	7029.
5	9	1986	A3	6536.	26	9	1986	D3	7910.	24	10	1986	D1	19643.
5	9	1986	B1	3003.	3	10	1986	A1	3292.	24	10	1986	D2	9340.
5	9	1986	B2	4240.	3	10	1986	A2	7876.	24	10	1986	D3	17236.
5	9	1986	B3	7773.	3	10	1986	A3	7064.	31	10	1986	A1	4464.
5	9	1986	C1	6183.	3	10	1986	B1	9613.	31	10	1986	A2	5899.
5	9	1986	C2	9363.	3	10	1986	B2	5212.	31	10	1986	A3	4464.
5	9	1986	C3	4063.	3	10	1986	B3	6834.	31	10	1986	B1	15975.
5	9	1986	D1	11659.	3	10	1986	C1	9148.	31	10	1986	B2	9438.
5	9	1986	D2	8656.	3	10	1986	C2	7297.	31	10	1986	B3	4034.
5	9	1986	D3	10070.	3	10	1986	C3	8244.	31	10	1986	C1	7126.
12	9	1986	A1	11935.	3	10	1986	D1	8062.	31	10	1986	C2	6616.
12	9	1986	A2	7870.	3	10	1986	D2	8801.	31	10	1986	C3	4703.
12	9	1986	A3	7174.	3	10	1986	D3	15750.	31	10	1986	D1	8976.
12	9	1986	B1	3487.	10	10	1986	A1	1818.	31	10	1986	D2	6026.
12	9	1986	B2	4782.	10	10	1986	A2	5152.	31	10	1986	D3	11000.
12	9	1986	B3	7672.	10	10	1986	A3	3839.	7	11	1986	A1	6655.
12	9	1986	C1	4980.	10	10	1986	B1	3738.	7	11	1986	A2	15380.
12	9	1986	C2	5978.	10	10	1986	B2	3839.	7	11	1986	A3	9372.
12	9	1986	C3	4083.	10	10	1986	B3	6869.	7	11	1986	B1	13587.
					10	10	1986	C1	5455.	7	11	1986	B2	24401.

99.

Table 6. Plankton and Benthos. Ayutthaya, Thailand, Cycle III, Wet Season

				NET					NET
DAY	MONTH	YEAR	POND#	PRODUCTN	DAY	MONTH	YEAR	POND#	PRODUCTN
7	11	1986	B3	4906.	4	12	1986	B1	4974.
7	11	1986	C1	12145.	4	12	1986	B2	1927.
7	11	1986	C2	11091.	4	12	1986	B3	2420.
7	11	1986	C3	10537.	4	12	1986	C1	3764.
7	11	1986	D1	13402.	4	12	1986	C2	2554.
7	11	1986	D2	13587.	4	12	1986	C3	1075.
7	11	1986	D3	15288.	4	12	1986	D1	2599.
14	11	1986	A1	8348.	4	12	1986	D2	2599.
14	11	1986	A2	9951.	4	12	1986	D3	3029.
14	11	1986	A3	9108.	12	12	1986	A1	9820.
14	11	1986	B1	11216.	12	12	1986	A2	12872.
14	11	1986	B2	3963.	12	12	1986	A3	13191.
14	11	1986	B3	5819.	12	12	1986	B1	24418.
14	11	1986	C1	11637.	12	12	1986	B2	9608.
14	11	1986	C2	8939.	12	12	1986	B3	20569.
14	11	1986	C3	9782.	12	12	1986	C1	17915.
14	11	1986	D1	17202.	12	12	1986	C2	13324.
14	11	1986	D2	12312.	12	12	1986	C3	7617.
14	11	1986	D3	12464.	12	12	1986	D1	15327.
21	11	1986	A1	11033.	12	12	1986	D2	11811.
21	11	1986	A2	11140.	12	12	1986	D3	16854.
21	11	1986	A3	10069.	19	12	1986	A1	7053.
21	11	1986	B1	10711.	19	12	1986	A2	9371.
21	11	1986	B2	7819.	19	12	1986	A3	6953.
21	11	1986	B3	9255.	19	12	1986	B1	21966.
21	11	1986	C1	12147.	19	12	1986	B2	9875.
21	11	1986	C2	8933.	19	12	1986	B3	17935.
21	11	1986	C3	7755.	19	12	1986	C1	14610.
21	11	1986	D1	8355.	19	12	1986	C2	11587.
21	11	1986	D2	9212.	19	12	1986	C3	4030.
21	11	1986	D3	17781.	19	12	1986	D1	8968.
28	11	1986	A1	6315.	19	12	1986	D2	11789.
28	11	1986	A2	13405.	19	12	1986	D3	17532.
28	11	1986	A3	6120.	26	12	1986	A1	5133.
28	11	1986	B1	19787.	26	12	1986	A2	8983.
28	11	1986	B2	5286.	26	12	1986	A3	9881.
28	11	1986	B3	7867.	26	12	1986	B1	22072.
28	11	1986	C1	13542.	26	12	1986	B2	7186.
28	11	1986	C2	7578.	26	12	1986	B3	9496.
28	11	1986	C3	5343.	26	12	1986	C1	9368.
28	11	1986	D1	4528.	26	12	1986	C2	12062.
28	11	1986	D2	8199.	26	12	1986	C3	7443.
28	11	1986	D3	13562.	26	12	1986	D1	11549.
4	12	1986	A1	2465.	26	12	1986	D2	9239.
4	12	1986	A2	3137.	26	12	1986	D3	12704.
4	12	1986	A3	2912.					

Table 7. Water Quality Characteristics. Ayutthaya, Thailand, Cycle III, Dry Season

DAY	MONTH	YEAR	PCDD	ALKALIN	HARDNESS PH	NO3-N	NO2-N	NO3-N	NO2&3-N	TOTAL-P	ORTHOP-P	CL-	SALT	SO4	BORON	CALCIUM	COPPER	IRON	MAGNESIU	POTASSIU	SODIUM	ZINC
18	2	1986	A1	104.	347.	8.5			0.04			146.97		164.16		62.	0.	0.85	32.9265	3.12		0.
18	2	1986	A2	83.	439.	8.1			0.03			200.22		244.		84.4	0.	0.85	45.5625	3.9		0.85
18	2	1986	A3	119.	347.	8.1			0.02			158.685		140.16		35.6	0.	0.85	31.347	3.12		0.
18	2	1986	B1	100.	362.	8.4			0.03			135.49		171.36		57.	0.	0.85	34.3845	2.73		0.
18	2	1986	B2	93.	391.	8.6			0.02			162.945		200.16		63.6	0.	0.85	39.8015	3.51		0.
18	2	1986	B3	110.	318.	8.4			0.02			162.71		134.88		53.	0.	0.85	29.483	3.12		0.
18	2	1986	C1	98.	403.	8.8			0.04			171.465		217.44		65.6	0.	0.85	39.8015	2.34		0.
18	2	1986	C2	90.	434.	8.3			0.03			213.		232.48		77.	0.	0.85	42.039	3.51		0.
18	2	1986	C3	99.	462.	7.9			0.03			162.945		246.72		75.6	0.	0.35	44.5985	3.9		0.
18	2	1986	D1	141.	428.	8.4			0.03			197.025		211.2		73.	0.	0.85	41.867	2.34		0.
18	2	1986	D2	109.	361.	8.3			0.01			160.815		177.6		60.4	0.	0.85	32.9265	3.12		0.
18	2	1986	D3	137.	381.	8.			0.01			189.57		198.72		65.	0.	0.85	37.422	3.9		0.

84

Table 7. Water Quality Characteristics. Ayutthaya, Thailand, Cycle III, Wet Season

DAY	MONTH	YEAR	PCDD	ALKALIN	HARDNESS PH	NO3-N	NO2-N	NO3-N	NO2&3-N	TOTAL-P	ORTHOP-P	CL-	SALT	SO4	BORON	CALCIUM	COPPER	IRON	MAGNESIU	POTASSIU	SODIUM	ZINC
5	8	1986	A1			7.6	0.05	0.	0.	0.45	0.4	120.7		82.5	0.06	47.	0.	0.	21.	2.8	74.5	0.
5	8	1986	A2			8.	0.02	0.	0.	0.39	0.16	120.7		87.9	0.06	43.	0.	0.	24.	3.1	79.4	0.
5	8	1986	A3			8.7	0.04	0.	0.	0.45	0.24	109.1		96.	0.04	40.	0.	0.	24.	2.7	103.7	0.
5	8	1986	B1			8.2	0.03	0.	0.	0.45	0.25	127.8		105.6	0.04	48.	0.	0.	24.	2.7	84.4	0.
5	8	1986	B2			9.6	0.04	0.04	0.1	0.39	0.18	113.6		82.5	0.03	43.	0.	0.	21.	2.9	69.5	0.
5	8	1986	B3			8.6	0.04	0.01	0.01	0.43	0.27	109.1		98.6	0.06	43.	0.	0.	23.	3.4	89.3	0.
5	8	1986	C1			8.3	0.04	0.03	0.04	0.43	0.51	113.6		85.8	0.03	45.	0.	0.	22.	2.9	72.	0.
5	8	1986	C2			8.3	0.02	0.	0.	0.46	0.23	142.		138.3	0.03	49.	0.	0.	27.	3.4	101.8	0.
5	8	1986	C3			8.3	0.02	0.	0.	0.38	0.19	113.6		107.1	0.04	44.	0.	0.	24.	3.5	74.5	0.
5	8	1986	D1			8.8	0.03	0.	0.	0.44	0.74	134.9		88.5	0.02	56.	0.	0.	24.	3.6	86.8	0.
5	8	1986	D2			8.6	0.1	0.	0.	0.49	0.28	120.7		84.6	0.04	45.	0.	0.	22.	3.7	67.	0.
5	8	1986	D3			8.8	0.04	0.	0.	0.39	0.56	127.8		92.1	0.04	39.	0.	0.	24.	4.2	86.8	0.

Table 8. Pond Soil Characteristics. Ayutthaya, Thailand, Cycle III, Dry Season

DAY	MONTH	YEAR	POND#	CLAY	SILT	SAND	ORGAN. MATTER	MET-PH	SOIL-P	SOIL CA	SOIL MG	SOIL K	SOIL NA	SOIL N	SOIL NH4	SOIL NO3	SOIL CEC	SOIL SALT	SOIL AL	SOIL FE	SOIL ZN	SOIL MN	SOIL CU	SOIL SO4
1	1986	A1					2.79	7.6	590.	19.8	8.7243	144.	3.3913	0.193			27.8		6.	89.	5.8	40.75	1.2	616.67
1	1986	A2					2.89	7.6	370.	17.5	7.9012	195.	2.9783	0.144			25.9		9.2	89.	18.8	30.	1.2	483.33
1	1986	A3					2.48	7.3	710.	24.3	12.181	110.	2.7609	0.124			33.4		8.4	125.	10.	40.75	1.2	666.67
1	1986	B1					3.12	7.6	195.	19.5	8.8066	206.	2.7609	0.156			21.2		2.	160.	8.	25.75	1.2	583.33
1	1986	B2					1.78	7.5	71.	16.35	13.663	171.	2.0426	0.089			27.9		2.4	180.	5.8	40.75	0.	416.67
1	1986	B3					2.18	7.7	100.	18.1	7.4074	200.	4.5	0.109			25.7		7.2	270.	5.4	25.75	0.	700.
1	1986	C1					2.32	7.8	340.	21.8	11.193	100.	2.9565	0.116			27.7		8.8	125.	4.	40.75	0.	583.33
1	1986	C2					2.45	7.6	150.	24.3	9.3827	133.	2.7609	0.132			28.2		14.8	64.	8.8	29.5	0.	441.67
1	1986	C3					2.45	7.9	64.	19.	9.5473	161.	2.7609	0.122			20.7		15.2	580.	6.2	33.	0.	618.
1	1986	D1					2.11	7.3	113.	25.5	8.8066	142.	1.6739	0.105			26.7		15.2	200.	6.6	40.75	0.	618.
1	1986	D2					2.82	7.6	2688.	25.95	12.675	125.	3.2609	0.141			29.1		7.2	35.	3.4	27.	0.	866.67
1	1986	D3					1.34	7.6	69.	34.95	12.346	133.	1.7826	0.067			25.4		19.2	139.8	4.	22.25	0.	566.67

Table 8. Pond Soil Characteristics. Ayutthaya, Thailand, Cycle III, Wet Season

DAY	MONTH	YEAR	POND#	CLAY	SILT	SAND	ORGAN. MATTER	MET-PH	SOIL-P	SOIL CA	SOIL MG	SOIL K	SOIL NA	SOIL N	SOIL NH4	SOIL NO3	SOIL CEC	SOIL SALT	SOIL AL	SOIL FE	SOIL ZN	SOIL MN	SOIL CU	SOIL SO4	LIME REQ	SOIL CaCO3	EXCH H
0	7	1986	A1	56.5	38.9	4.6	2.	7.2	3332.	27.23	11.26	156.4	1.18	0.13			32.		68.	23700.	35.	643.	11.	546.			0.
0	7	1986	A2	35.	32.7	12.3	1.91	7.4	1539.	27.12	10.46	117.3	1.18	0.12			28.11		68.	26900.	68.	648.	13.	348.			0.
0	7	1986	A3	57.5	36.4	6.1	2.46	7.3	675.	25.29	13.76	144.67	1.4	0.12			30.16		68.	26000.	62.	624.	11.	735.			0.
0	7	1986	B1	57.5	38.7	3.8	1.45	7.	2168.	22.23	12.21	132.94	1.08	0.09			31.35		68.	23400.	53.	412.	10.	233.			0.
0	7	1986	B2	40.	37.2	2.8	1.1	7.6	583.	25.29	10.53	156.4	0.97	0.07			30.37		68.	25300.	54.	494.	11.	269.			0.
0	7	1986	B3	54.	44.	2.	2.52	7.3	350.	25.9	13.5	156.4	1.18	0.14			30.38		68.	23100.	60.	490.	10.	705.			0.
0	7	1986	C1	56.	39.	5.	1.75	7.3	4021.	22.33	12.34	148.58	0.97	0.1			33.08		68.	25800.	63.	529.	10.	380.			0.
0	7	1986	C2	63.	35.9	1.1	1.68	7.5	350.	25.19	13.34	140.76	2.26	0.12			31.46		68.	20200.	56.	307.	10.	583.			0.
0	7	1986	C3	50.5	45.8	3.7	1.88	7.4	466.	26.61	12.4	168.13	1.18	0.13			30.27		68.	26700.	62.	646.	11.	478.			0.
0	7	1986	D1	46.	46.2	7.8	2.91	7.4	3036.	28.86	14.89	191.59	1.4	0.17			32.65		68.	24800.	85.	680.	11.	1024.			0.
0	7	1986	D2	62.	36.3	7.8	1.49	7.5	466.	21.31	12.4	164.22	1.29	0.1			31.24		68.	26700.	57.	505.	11.	223.			0.
0	7	1986	D3	51.5	39.2	9.3	3.	7.1	1902.	24.57	15.76	168.13	1.29	0.16			29.94		68.	26000.	83.	646.	12.	703.			0.

DR

Table 9. Pond Morphometrics. Ayutthaya, Thailand, Cycle III

DAY	MONTH	YEAR	POND#	AREA	VOLUME	AREA	VOLUME	AREA	VOLUME	AREA	VOLUME	AREA	VOLUME	AREA	VOLUME	AREA	VOLUME	AREA	VOLUME	AREA	VOLUME
				10 CM	10 CM	20 CM	20 CM	30 CM	30 CM	40 CM	40 CM	50 CM	50 CM	60 CM	60 CM	70 CM	70 CM	80 CM	80 CM	90 CM	90 CM
13	3	1986	1	180.	18.	188.	38.	196.	59.	204.	82.	212.	106.	220.	132.	229.	160.	237.	189.	245.	221.
13	3	1986	2	180.	18.	188.	38.	196.	59.	204.	82.	212.	106.	220.	132.	229.	160.	237.	189.	245.	221.
13	3	1986	3	180.	18.	188.	38.	196.	59.	204.	82.	212.	106.	220.	132.	229.	160.	237.	189.	245.	221.
13	3	1986	4	180.	18.	188.	38.	196.	59.	204.	82.	212.	106.	220.	132.	229.	160.	237.	189.	245.	221.
13	3	1986	5	180.	18.	188.	38.	196.	59.	204.	82.	212.	106.	220.	132.	229.	160.	237.	189.	245.	221.
13	3	1986	6	180.	18.	188.	38.	196.	59.	204.	82.	212.	106.	220.	132.	229.	160.	237.	189.	245.	221.
13	3	1986	7	180.	18.	188.	38.	196.	59.	204.	82.	212.	106.	220.	132.	229.	160.	237.	189.	245.	221.
13	3	1986	8	180.	18.	188.	38.	196.	59.	204.	82.	212.	106.	220.	132.	229.	160.	237.	189.	245.	221.
13	3	1986	9	180.	18.	188.	38.	196.	59.	204.	82.	212.	106.	220.	132.	229.	160.	237.	189.	245.	221.
13	3	1986	10	180.	18.	188.	38.	196.	59.	204.	82.	212.	106.	220.	132.	229.	160.	237.	189.	245.	221.
13	3	1986	11	180.	18.	188.	38.	196.	59.	204.	82.	212.	106.	220.	132.	229.	160.	237.	189.	245.	221.
13	3	1986	12	180.	18.	188.	38.	196.	59.	204.	82.	212.	106.	220.	132.	229.	160.	237.	189.	245.	221.